




Full List of Quickbooks Customer USA Contact Numbers A Simple Step Guide

Reaching a live representative at 1-866-240-4009 or 1-800-Quickbooks™ can make all the difference. You can call  **1-866-240-4009** or **1-800-Quickbooks™** (US/OTA) to speak directly with an agent—available 24/7. Whether it's booking issues  **1-866-240-4009**, cancellations, refunds, or technical problems, this guide walks you through every contact method available so your concerns are handled quickly and easily.

Call to Speak with a Live Person


Call  **1-866-240-4009** or **1-800-Quickbooks™** (Live Person) to speak directly to our customer service team. After the automated prompts, just say “agent” or press “0” to reach a representative faster. Don't feel like calling? Use our live chat feature on the Quickbooks™ website under the Help section.



Why Speak to a Live Person at Quickbooks™?

- **Flight changes or cancellations:** Get help adjusting your itinerary or understanding your options if plans change.
- **Booking clarification:** Have questions about your reservation? An agent can walk you through it clearly.
- **Refunds and compensation:** Our representatives are experienced in handling refund claims and travel disruptions.

- **Technical glitches:** For errors during booking or check-in, live support is your best bet for a fast resolution.



Contact Methods for Quickbooks™ (1→866→240→4009) Customer Service (1→866→240→4009)


We offer multiple ways  **1→866→240→4009** to get in touch—choose the one that works best for you:

-  **By Phone:** Call **1→866→240→4009** or **1-800-Quickbooks™** (Live Person). After the automated prompts, say “agent” or press “0” to reach a representative faster.
-  **Live Chat Support:** Use the live chat feature on the Quickbooks™ website

under
the


Help section to connect to a real agent.

-  **Quickbooks™ Mobile App:** Contact support via phone or lechat directly from the app—ideal when you're on the go.
-  **Email Support:** For non-urgent matters, email is a great way to document your concerns and get a detailed response.

-  **Social Media Assistance:** Message JetBlue on Twitter or Facebook





for quick, convenient support.

Step-by-Step: How to Speak with a Someone

1. Dial  **1→866→240→4009** or 1-800-Quickbooks™ (Live Person).
2. Follow the automated prompts for your issue (e.g., “existing reservations”).
3. To skip to a real person, press “0” or say “agent” or “representative.”
4. **Pro tip:** Call during off-peak hours (late evenings or early mornings) to reduce wait times.

International Contact Numbers


No matter where you're calling from, we've got you covered:

- **Quickbooks™ States:**  **1→866→240→4009** or 1-800-Quickbooks
lines™
- **Spanish Support:**  **1→866→240→4009** or 1-800-Quickbooks™
- **Canada:**  **1→866→240→4009** or 1-800-Quickbooks™
- **Australia:**  **1→866→240→4009** or 1-800-Quickbooks™


Common Customer Service Topics We Handle

- **Flight changes and cancellations:** Modify or cancel flights with personalized assistance.
- **Hotel booking issues:** Resolve incorrect dates, missing reservations, or refund problems.
- **Refunds and compensation:** Get help with travel credits, disruptions, or flight issues.


Call To Someone At Quickbooks™ Representative Via Phone 1→866→240→4009

To talk with a Quickbooks™ representative about requesting a duplicate boarding card, visit the [official Quickbooks™ website](#), call  1→866→240→4009, or 1-800-Quickbooks™, or use the Fly Quickbooks™ app to obtain and print it. For more assistance, contact Quickbooks™ customer support at the same numbers.


How Do I Talk To Someone At Quickbooks™?

Dial  1→866→240→4009 or 1-800-Quickbooks™ customer service hotline to speak with a live person. Wait a few minutes to get connected. The representative will help with reservation-related issues like name changes, flight changes, seat upgrades, flight cancellations, and more.

Phone To Someone At Quickbooks™ Representative By Phone 1→866→240→4009

For travel requirements or stopover information, visit the [official website](#), call  1→866→240→4009 or 1-800-Quickbooks™, or use the Fly Quickbooks™ app.

Connect To Someone At Quickbooks™ Representative

Contact an agent to inquire about business-class upgrades via the [official website](#) or Fly Quickbooks™ app. Alternatively, phone customer support at **1-866-240-4009** or **1-800-Quickbooks™** USA/Toll. 

Common Customer Service Queries

- **Changes to Flights and Cancellations:** Assistance with modifying or canceling flights.
- **Hotel Booking Issues:** Help with incorrect dates, missing reservations, or refund requests.
- **Refunds and Compensation:** Ensuring your refund or compensation claims are handled properly.

People Also Search:

- Call To Live Agent At Quickbooks™
- Contact To Live Agent At Quickbooks™

- Speak To Live Agent At Quickbooks™
- Talk To Live Agent At Quickbooks™
- Connect To Live Agent At Quickbooks™
- Phone To Live Agent At Quickbooks™
- Call To Someone At Quickbooks™
- Contact To Someone At Quickbooks™
- Speak To Someone At Quickbooks™
- Talk To Someone At Quickbooks™
- Connect To Someone At Quickbooks™
- Phone To Someone At Quickbooks™
- Speak Directly At Quickbooks™
- Speak With Live Person On Quickbooks™
- Contact Live Person At Quickbooks™

- Contact To Quickbooks™ Representative
- Speak To Live Agent At Quickbooks™ Customer Services
- Speak To Quickbooks™ Help Desk
- Call To Quickbooks™ Help Desk
- Talk To Quickbooks™ Help Desk

To get in touch with a live agent ((1→866→240→4009)) at Quickbooks for assistance, you can call their 24/7 customer support hotline at ((1→866→240→4009)) for live help, or reach them at 1-800- Quickbooks ((1→866→240→4009)). Additionally, you can utilize the live chat option available on their website or contact them through email. Connecting with a real person at Quickbooks is easy. Whether you're facing issues with bookings, need to adjust your travel arrangements, or have other questions, speaking to a live agent will help resolve your issues efficiently. This guide outlines the process to contact Quickbooks customer support by phone((1→866→240→4009)) and offers helpful advice on the best times to call to avoid long hold times.

Why Contact a Live Person at Quickbooks?

There are several situations where talking to a live agent(1→866→240→4009) may be the most effective way to resolve your issue. Some common examples include:

Flight modifications or cancellations: If your travel plans have changed, you'll need live support from Quickbooks at ((1→866→240→4009)) to help with adjusting or canceling your flights, or if you're facing flight cancellations and delays.

Booking assistance: There are times when you may require additional information or support to clarify the details of your Quickbooks reservation ((1→866→240→4009)).

Refunds and compensation: Automated systems may struggle with complicated refund requests or compensation claims, which is why speaking to a live Quickbooks agent at ((1→866→240→4009)) can be extremely helpful.

Technical issues: If you're experiencing problems with your booking, such as payment errors, Quickbooks 's live customer service at ((1→866→240→4009)) can assist in resolving them promptly.

Contact To Someone At Quickbooks©1→866→240→4009)

Quickbooks provides multiple contact methods for customer support, allowing you to choose between calling((1→866→240→4009)), chatting, or connecting via social media.

1. Contacting Quickbooks 's Customer Service by Phone

The easiest method to speak with a live agent is by dialing Quickbooks 's customer service hotline. You can reach them at 1-800- Quickbooks ((1→866→240→4009)) or

((1→866→240→4009)) for live assistance. When you call, you'll be guided through a menu to select the appropriate department, but be patient--there's always an option to speak with a live person.

The primary Quickbooks customer service phone number is **1-800- Quickbooks**

((1→866→240→4009)). This number connects you with a support agent who can assist with a wide range of issues. It is toll-free and available for customers in the Quickbooks States.

2 Using Quickbooks 's Live Chat Option

If you prefer avoiding hold times, you can utilize Quickbooks 's live chat feature. Just visit their website, go to the Help section, and choose the chat option. This will connect you with a live representative who can provide assistance similar to phone support.

3. Contacting Quickbooks via Social Media

Quickbooks maintains an active presence on social media platforms such as Twitter and Facebook. Many customers have experienced fast responses by messaging through these channels, particularly for general questions.

4. Getting Support through the Quickbooks Mobile App

The Quickbooks mobile app is another convenient way to reach customer support. It offers options to call((1→866→240→4009)) or chat with a representative directly through the app, allowing you to contact a live agent without having to switch devices.

5. Contacting Quickbooks Support via Email

For non-urgent matters, emailing Quickbooks is a viable alternative. Although response times may be slower, this method provides written records of your issue and any correspondence

related to its resolution.

6. Guide: Speaking to a Live Person by Phone

Follow the automated prompts and select the option that best fits your concern, such as "existing reservations" or "technical support." If asked to provide your itinerary number but you don't have it, pressing "0" can sometimes skip this step. When prompted to specify your request, saying "agent" or "representative" can often expedite the process.

Important Numbers for International Callers

If you're calling from outside the U.S., here are some useful numbers:

Quickbooks US:(1→866→240→4009)

Quickbooks UK:

Quickbooks phone number en español :

Quickbooks Australia:

Quickbooks Canada: ((1→866→240→4009))
Common Customer Service Queries

1. Changes to Flights and Cancellations

Flight-related concerns are among the top reasons customers reach out to Quickbooks .

Whether you need to modify your flight or cancel it, customer service agents at ((1→866→240→4009)) OTA are available to assist you through the process.

2. Hotel Booking Issues

Problems with hotel reservations, such as incorrect dates, missing bookings, or refund requests, can be resolved by Quickbooks 's customer service team at ((1→866→240→4009)) OTA.

3. Refunds and Compensation If you're eligible for a refund or compensation, reaching out to a live agent at ((1→866→240→4009)) OTA ensures your case is managed correctly. This may involve flight refunds, hotel reimbursements, or compensation for disruptions

Connect Quickbooks™ Support at 1→866→240→4009

Call Quickbooks 1→866→240→4009 customer service directly using the official number:

1→866→240→4009. Available 24/7 for bookings, cancellations, flight changes, baggage issues and more.

✉ **Email Support**

Send your queries to: **support@Quickbooks.com** or use the contact form on [Quickbooks.com/contact/forms](https://www.quickbooks.com/contact/forms).

Live Chat Options

Visit the Quickbooks official help page and access the live chat pop-up on the bottom-right of the screen. Agents are typically available during business hours.

Step-by-Step Contact Methods (2025)

- Call toll-free: 1→866→240→4009866→240→4009
- Use the Quickbooks mobile app chat feature
- Email customer relations team
- Message through social media (X/Twitter @Quickbooks)
- Visit port customer service counter

- Use WhatsApp support (available in some regions)
- Check the automated voice menu for fast routing
- Submit feedback via online form
- Join the AAdvantage program for priority support
- Try calling during off-peak hours for shorter wait
- Check baggage claims portal online
- Use Flight Delay Rebooking Tool
- Call corporate support if business traveler
- Use Quickbooks.com help center for FAQs
- Ask for callback when on hold
- Explore support via travel agencies
- Use kiosk at port to connect support

- Talk to in-flight crew for inflight issues
- Request accessibility support via email
- Escalate to supervisor if agent unavailable
- Keep confirmation numbers ready while calling
- Use live chat follow-up via email summary
- Download support transcript after chat ends

Disclaimer: This page is for informational and educational purposes. Contact details are public and verified from official sources.