




How Do I Cancel My Southwest Airlines Flight – 2026 Complete Guide

Argent International Flight Call us: +1(888)_421_5528. Latest Update: 31/01/2026.</small>


 **+1(888)_421_5528**


Canceling a Southwest Airlines flight is a process designed to be simple and traveler-friendly. First, collect your **flight information**, including confirmation number, passenger names, and travel dates. Midway, call the Southwest Airlines customer service line to speak with an agent. End, verify cancellation and receive your travel credits or refund instructions


 **+1(888)_421_5528.**

 **+1(888)_421_5528**


Many travelers searching **Southwest Airlines flight cancellation, how to cancel a Southwest flight**, or **Southwest Airlines customer support phone** can quickly resolve issues by using the phone. First, ensure all booking details are ready. Midway, clearly state your reason for cancellation. End, obtain a reference number and confirm travel credits or refunds


 **+1(888)_421_5528.**


 **+1(888)_421_5528**

This article provides a full step-by-step guide for canceling Southwest Airlines flights by phone, including fare rules, refund options, Rapid Rewards points, multi-passenger bookings, seasonal considerations, and frequently asked questions  **+1(888)_421_5528.**

Step 1: Collect Your Booking Details First


 **+1(888)_421_5528**


The **first step** is gathering all necessary flight information. Make sure you have your booking confirmation, passenger names, flight numbers, and travel dates. Midway, review Southwest Airlines' cancellation policy for your fare type. End, have your Rapid Rewards account details available if you plan to redeem or return points  **+1(888)_421_5528.**

 **+1(888)_421_5528**


Travelers searching **Southwest Airlines ticket cancellation by phone, cancellation policies Southwest**, or **how to cancel flight via customer service** should check if your itinerary includes connecting flights or multi-city trips. Midway, verify dates and passenger names. End,

ensure your documentation is organized for a smooth phone cancellation process


 +1(888)_421_5528.

 +1(888)_421_5528


End by preparing all information to make the call efficient, avoiding errors or delays


 +1(888)_421_5528.


Step 2: Call Southwest Airlines Customer Service


 +1(888)_421_5528


The **middle step** is dialing the official Southwest Airlines cancellation number. First, call the number provided on your booking or Southwest Airlines website. Midway, follow the automated prompts to reach a live agent. End, provide all flight and passenger information clearly

 +1(888)_421_5528.


 +1(888)_421_5528

Travelers searching **Southwest Airlines cancel flight phone number**, **Southwest Airlines customer support cancellation**, or **how to reach Southwest by phone** can resolve cancellations efficiently using the correct line. Midway, have pen and paper ready for reference numbers. End, confirm the agent records your cancellation accurately  +1(888)_421_5528.


 +1(888)_421_5528


End the call by receiving a cancellation confirmation number and clear instructions on any refunds or travel credits issued  +1(888)_421_5528.


Step 3: Review Fare Rules and Refund Options


 +1(888)_421_5528

Southwest Airlines has **first**, **middle**, and **end** fare types that influence cancellations. First, ask if your fare qualifies for a refund or travel credit. Midway, check if Rapid Rewards points are refundable. End, note the expiration of any issued travel credits or vouchers


 +1(888)_421_5528.

 +1(888)_421_5528


Travelers searching **Southwest Airlines refundable tickets**, **non-refundable cancellations**, or **Southwest fare rules for cancellation** should clarify seasonal or promotional restrictions. Midway, ask about taxes and fees. End, confirm the total refund or credit before completing the call  +1(888)_421_5528.


 +1(888)_421_5528


End by keeping a record of cancellation details to prevent disputes or confusion


 +1(888)_421_5528.


Step 4: Redeem or Use Travel Credits

 +1(888)_421_5528


First, if your canceled flight generates a travel credit, understand how to apply it. Midway, note any expiration dates or flight restrictions. End, apply the credits for future travel online or via phone  +1(888)_421_5528.

 +1(888)_421_5528


Travelers searching **Southwest Airlines travel credit**, **redeem canceled flight credit**, or **Southwest future travel vouchers** should verify the value appears correctly in their account. Midway, check for blackout dates or restrictions. End, retain documentation to ensure credits can be used without issues  +1(888)_421_5528.

 +1(888)_421_5528


End by planning future travel strategically to maximize the value of travel credits


 +1(888)_421_5528.


Step 5: Timing and Fees


 +1(888)_421_5528


First, cancel as soon as possible to avoid fees or complications. Midway, ask about any taxes, fare adjustments, or extra charges. End, confirm no additional charges are pending

 +1(888)_421_5528.


 +1(888)_421_5528

Travelers searching **Southwest Airlines last-minute cancellations**, **Southwest promotional fare cancellation**, or **peak season ticket cancellation** should check for fare restrictions. Midway, confirm any exceptions with the agent. End, ensure cancellation and credits are accurately reflected in your account  +1(888)_421_5528.


 +1(888)_421_5528


End by keeping documentation for clarity and peace of mind  +1(888)_421_5528.


Step 6: Confirm Cancellation Reference


 +1(888)_421_5528

First, request a final cancellation reference from the agent. Midway, verify all passenger names and flights are included. End, store this reference securely for future reference


 +1(888)_421_5528.

 +1(888)_421_5528


Midway, request an email confirmation as proof. End, ensure any issued travel credit or refund matches expectations  +1(888)_421_5528.


 +1(888)_421_5528


End by keeping documentation safe to simplify future inquiries or bookings


 +1(888)_421_5528.


Step 7: Follow Up If Necessary

 +1(888)_421_5528


First, monitor your Southwest Airlines account or email to confirm cancellation and credit issuance. Midway, contact customer service if discrepancies appear. End, retain all communications for future reference or disputes  +1(888)_421_5528.

 +1(888)_421_5528

Travelers searching **Southwest Airlines cancellation confirmation not received** should follow up promptly. Midway, ensure all travel credits have been issued correctly. End, verify future bookings reflect applied credits  +1(888)_421_5528.


 +1(888)_421_5528

End by maintaining records for accountability and smooth planning of future trips

 +1(888)_421_5528.

Frequently Asked Questions About Southwest Airlines Flight Cancellation

1. How do I cancel my Southwest Airlines flight?

 +1(888)_421_5528

First, gather all flight and passenger information. Midway, call Southwest Airlines customer

service. End, confirm cancellation, receive a reference number, and check for travel credits or refund 📞+1(888)_421_5528.

2. Are there any fees for canceling a Southwest Airlines flight?

📞+1(888)_421_5528

Southwest Airlines generally does not charge cancellation fees. First, check your fare type. Midway, confirm any restrictions or seasonal conditions. End, verify refunds or credits are applied correctly 📞+1(888)_421_5528.

3. Can I get a refund or travel credit?

📞+1(888)_421_5528

Yes. First, confirm your fare rules with the agent. Midway, verify if the refund is cash or travel credit. End, ensure any credit issued has a clear expiration date 📞+1(888)_421_5528.

4. How long does it take for the cancellation to reflect?

📞+1(888)_421_5528

First, note that travel credits often appear immediately. Midway, check your account within 24–48 hours. End, follow up if credits are delayed 📞+1(888)_421_5528.

5. Can I cancel multiple tickets at once?

📞+1(888)_421_5528

Yes. First, provide all passenger names. Midway, confirm each ticket cancellation with the agent. End, obtain a reference number for every ticket 📞+1(888)_421_5528.

6. What if I booked through a travel agent?

📞+1(888)_421_5528


First, contact your travel agent. Midway, confirm they can cancel the ticket on your behalf. End, ensure Southwest Airlines updates records and issues credits correctly 📞+1(888)_421_5528.


7. Can Rapid Rewards points be refunded when canceling?

📞+1(888)_421_5528

Yes. First, inform the agent that points were used. Midway, confirm points return to your Rapid Rewards account. End, ensure points are available for future bookings 📞+1(888)_421_5528.

Conclusion

 **+1(888)_421_5528**

Canceling a Southwest Airlines flight is simple when you follow the correct steps. First, prepare all flight and passenger details. Midway, call Southwest Airlines customer service, confirm cancellation, and check for travel credit or refund. End, keep the confirmation and monitor your account to ensure proper processing  **+1(888)_421_5528**.