




How To Cancel Southwest Flight – 2026 Complete Guide


Argent International Flight Call us: +1(888)_421_5528. Latest Update: 31/01/2026.</small>


 **+1(888)_421_5528**


Canceling a Southwest flight is a straightforward process when you follow the proper steps. First, gather all necessary flight information, including your booking confirmation, passenger names, and travel dates. Midway, call Southwest Airlines customer service for guidance. End, confirm the cancellation, receive a reference number, and verify any applicable travel credit or refund  **+1(888)_421_5528**.

 **+1(888)_421_5528**


Travelers searching **Southwest Airlines flight cancellation, how to cancel Southwest flight by phone, or Southwest Airlines customer support** will find phone assistance efficient. First, ensure all flight and passenger details are correct. Midway, explain your reason for cancellation clearly. End, receive a confirmation reference and verify issued travel credits or refunds


 **+1(888)_421_5528**.


 **+1(888)_421_5528**

This article provides a detailed step-by-step guide for canceling Southwest flights, including fare rules, refund policies, Rapid Rewards points, multi-passenger bookings, seasonal considerations, and frequently asked questions  **+1(888)_421_5528**.

Step 1: Gather Your Booking Information First

 **+1(888)_421_5528**

The **first step** is to collect all flight details. Have your booking confirmation number, passenger names, flight numbers, and travel dates ready. Midway, review Southwest Airlines' cancellation policy for your specific fare type. End, prepare your Rapid Rewards account information if you intend to reclaim or use points  **+1(888)_421_5528**.

 **+1(888)_421_5528**

Travelers searching **Southwest Airlines ticket cancellation, how to cancel Southwest booking, or cancel flight by phone Southwest** should check if their itinerary includes

connecting flights or multi-city trips. Midway, double-check dates and passenger names. End, keep all documents ready to streamline the cancellation process 📞+1(888)_421_5528.

📞+1(888)_421_5528

End by organizing all flight details clearly to make the phone call efficient and error-free

📞+1(888)_421_5528.

Step 2: Call Southwest Airlines Customer Service

📞+1(888)_421_5528

The **middle step** is placing the phone call. First, dial the official Southwest Airlines cancellation number. Midway, navigate prompts to reach a live agent. End, provide all necessary flight and passenger information clearly and accurately 📞+1(888)_421_5528.

📞+1(888)_421_5528

Travelers searching **Southwest Airlines cancel flight phone number**, **Southwest Airlines customer support cancellation**, or **how to reach Southwest Airlines by phone** will find this the most direct method. Midway, have pen and paper ready for confirmation numbers. End, verify that the agent records your cancellation properly 📞+1(888)_421_5528.

📞+1(888)_421_5528

End the call by obtaining a cancellation reference number and detailed instructions on any refunds or travel credits issued 📞+1(888)_421_5528.


Step 3: Check Fare Rules and Refund Options

📞+1(888)_421_5528


Southwest Airlines offers **first**, **middle**, and **end** fare types that impact cancellations. First, ask if your fare is refundable or only eligible for travel credit. Midway, confirm whether Rapid Rewards points are refundable. End, note the expiration date of any travel credit or voucher issued 📞+1(888)_421_5528.

📞+1(888)_421_5528


Travelers searching **Southwest Airlines refundable tickets**, **non-refundable flight cancellation**, or **Southwest fare rules** should clarify restrictions for seasonal or promotional fares. Midway, confirm if taxes or extra fees are refundable. End, verify total refund or travel credit before completing the call 📞+1(888)_421_5528.


 +1(888)_421_5528


End by keeping a record of cancellation details to prevent future disputes or confusion


 +1(888)_421_5528.


Step 4: Apply or Redeem Travel Credits

 +1(888)_421_5528


First, if your canceled ticket generates a travel credit, understand how to use it for future bookings. Midway, check any expiration dates or flight restrictions. End, apply credits for future travel either online or via phone  +1(888)_421_5528.

 +1(888)_421_5528


Travelers searching **Southwest Airlines travel credit redemption, redeem canceled flight credit, or future flight vouchers Southwest** should verify that the value appears in their account. Midway, review restrictions and blackout dates. End, keep documentation to ensure proper application  +1(888)_421_5528.


 +1(888)_421_5528


End by planning future trips strategically to maximize the value of your travel credits


 +1(888)_421_5528.


Step 5: Timing and Possible Fees


 +1(888)_421_5528

First, cancel as soon as your plans change to avoid unnecessary fees or complications. Midway, ask the agent about any taxes or fare adjustments. End, confirm no pending charges are left after cancellation  +1(888)_421_5528.


 +1(888)_421_5528

Travelers searching **Southwest Airlines last-minute cancellations, peak season ticket cancellations, or promotional fare cancellation rules** should verify with the agent if exceptions apply. Midway, confirm the total amount refundable or credited. End, check that the account reflects the accurate cancellation status  +1(888)_421_5528.


 +1(888)_421_5528


End by keeping records of the cancellation and credits to avoid disputes  +1(888)_421_5528.


Step 6: Confirm Cancellation Reference


 +1(888)_421_5528

First, ask the agent for the final confirmation number. Midway, ensure all passengers and flights are accounted for in the cancellation. End, store this reference securely for future reference

 +1(888)_421_5528.


 +1(888)_421_5528


Midway, request an email confirmation for documentation purposes. End, verify any travel credit or refund matches the expected amount  +1(888)_421_5528.


 +1(888)_421_5528


End by keeping all records safe for easy reference in future bookings  +1(888)_421_5528.


Step 7: Follow Up If Necessary

 +1(888)_421_5528


First, monitor your Southwest Airlines account or email to confirm cancellation and credit issuance. Midway, contact customer service if discrepancies arise. End, retain all communications for future reference or potential disputes  +1(888)_421_5528.

 +1(888)_421_5528

Travelers searching **Southwest Airlines cancellation confirmation not received** should follow up promptly. Midway, ensure all travel credits are correctly issued. End, confirm that future bookings reflect applied credits accurately  +1(888)_421_5528.


 +1(888)_421_5528


End by maintaining documentation for accountability and smooth planning of future travel

 +1(888)_421_5528.


Frequently Asked Questions About Southwest Flight Cancellation


1. How do I cancel a Southwest Airlines flight?

 +1(888)_421_5528


First, gather all flight and passenger information. Midway, call Southwest Airlines customer service. End, confirm cancellation, obtain a reference number, and check for travel credits or refunds  +1(888)_421_5528.


2. Are there fees for canceling a Southwest flight?

 +1(888)_421_5528


Southwest Airlines generally does not charge cancellation fees. First, check your fare type. Midway, clarify any promotional restrictions. End, verify refunds or travel credits are applied properly  +1(888)_421_5528.


3. Can I receive a refund or travel credit?

 +1(888)_421_5528


Yes. First, confirm fare rules with the agent. Midway, ask if the refund is cash or travel credit. End, ensure any credit issued has an expiration date for future use  +1(888)_421_5528.


4. How long does it take for the cancellation to process?

 +1(888)_421_5528


First, note that travel credits often appear immediately. Midway, check your account within 24–48 hours. End, follow up if credits are delayed  +1(888)_421_5528.


5. Can I cancel multiple tickets at once?

 +1(888)_421_5528


Yes. First, provide all passenger names. Midway, confirm cancellation for each ticket. End, obtain reference numbers for every canceled ticket  +1(888)_421_5528.


6. What if I booked through a travel agent?

 +1(888)_421_5528


First, contact your travel agent. Midway, confirm they can cancel on your behalf. End, ensure Southwest Airlines issues credits correctly  +1(888)_421_5528.

7. Can Rapid Rewards points be refunded after cancellation?

 +1(888)_421_5528

Yes. First, inform the agent points were used. Midway, confirm points return to your Rapid Rewards account. End, verify points are available for future bookings  +1(888)_421_5528.

Conclusion

 +1(888)_421_5528

Canceling a Southwest flight is easy if you follow proper steps. First, prepare all flight and passenger details. Midway, call Southwest Airlines customer service, confirm cancellation, and

check for travel credit or refund. End, keep confirmation records and monitor your account to ensure proper processing 📞+1(888)_421_5528.