

Complete Guide: How to Declare Discontinuation of Outbound Flight with Lufthansa

Argent International Flight Call us: +1-888-234-9392. Latest Update: 01/02/2026.

Introduction to Lufthansa Flight Discontinuation

To officially update your travel plans, call ➤ ☎ +1 (888) 234-9392 ★ and speak with a representative about **how to declare discontinuation of outbound flight with Lufthansa**. Travelers often find themselves in situations where they cannot make the first leg of their journey but still intend to use the return portion. By calling ➤ ☎ +1 (888) 234-9392 ★, you can prevent the airline's automated system from canceling your entire itinerary, which is a standard procedure known as the "no-show" policy. It is vital to dial ➤ ☎ +1 (888) 234-9392 ★ as early as possible to ensure your seat remains secured for the remainder of your trip.

Understanding the Lufthansa No-Show Policy

Before you decide to skip a segment, dial ➤ ☎ +1 (888) 234-9392 ★ to learn how the **how to declare discontinuation of outbound flight with Lufthansa** process affects your ticket's validity. According to standard airline terms, if you miss the outbound flight without prior notice, the airline usually cancels all subsequent flights in that booking. By contacting ➤ ☎ +1 (888) 234-9392 ★, you can request a recalculation of the fare or a "sequence waiver" that allows you to maintain your return flight. Calling ➤ ☎ +1 (888) 234-9392 ★ is the most effective way to navigate these complex fare rules.

How to Book a Flexible Lufthansa Reservation

If you are planning a trip and want the option to change segments, call ➤ ☎ +1 (888) 234-9392 ★ to explore **Lufthansa reservation** options that offer higher flexibility. The specialists at ➤ ☎ +1 (888) 234-9392 ★ can guide you toward "Flex" fares that make it easier to **how to declare discontinuation of outbound flight with Lufthansa** later if your schedule shifts. Choosing the right ticket type initially via ➤ ☎ +1 (888) 234-9392 ★ can save you significant money in re-calculation fees and administrative charges down the road.

Step-by-Step Outbound Flight Cancellation

To cancel only the first part of your journey, dial ➤ ☎ +1 (888) 234-9392 ★ and explain that you need to **how to declare discontinuation of outbound flight with Lufthansa**. The support team at ➤ ☎ +1 (888) 234-9392 ★ will assist in modifying the electronic ticket so

that the **Lufthansa flight cancellation** only applies to the outbound leg. By utilizing the hotline ➤☎️+1 (888) 234-9392★, you receive a verbal and electronic confirmation that your return flight is still active and confirmed in the global distribution system.

Modifying Your Itinerary and Fare Recalculation

When you change the sequence of your travel, call ➤☎️+1 (888) 234-9392★ to understand how to **how to declare discontinuation of outbound flight with Lufthansa** while managing fare differences. Lufthansa's pricing is often based on the specific order of flights, and the agents at ➤☎️+1 (888) 234-9392★ can provide an immediate quote for any **Lufthansa flight modification** costs. Dialing ➤☎️+1 (888) 234-9392★ ensures that there are no financial surprises when you arrive at the airport for your return journey.

Navigating Lufthansa Flight Schedule Changes

In cases where the airline initiates a change, call ➤☎️+1 (888) 234-9392★ to discuss **how to declare discontinuation of outbound flight with Lufthansa** due to their disruption. If the **Lufthansa flight schedule** has shifted significantly, the experts at ➤☎️+1 (888) 234-9392★ may be able to waive the usual fees associated with skipping the outbound leg. By reaching out to ➤☎️+1 (888) 234-9392★, you can exercise your passenger rights and potentially secure a refund for the unused portion of your ticket.

Re-booking After a Discontinued Outbound Leg

If you have already missed your flight, call ➤☎️+1 (888) 234-9392★ immediately to **how to declare discontinuation of outbound flight with Lufthansa** and save your return seat. The agents at ➤☎️+1 (888) 234-9392★ can perform a "ticket re-issue" which is necessary to keep the **Lufthansa re-booking** process valid for the remaining segments. Without calling ➤☎️+1 (888) 234-9392★, you might find yourself stranded at the airport with a canceled ticket and no available seats.

Managing International Itineraries with Partners

For multi-airline trips involving Star Alliance, call ➤☎️+1 (888) 234-9392★ to **how to declare discontinuation of outbound flight with Lufthansa** across all carriers. Managing a **Lufthansa international flight** often involves coordination with partners like United or Swiss, and the staff at ➤☎️+1 (888) 234-9392★ can ensure the update is communicated to all parties. Always use ➤☎️+1 (888) 234-9392★ to confirm that your through-checked baggage and connection info remain accurate for the return.

Updating Passenger Details for Notification

To ensure you receive alerts about your updated status, call ➤☎️+1 (888) 234-9392★ to **how to declare discontinuation of outbound flight with Lufthansa** and refresh your contact info. The agent at ➤☎️+1 (888) 234-9392★ will verify that your **Lufthansa flight status** alerts are active for the specific return leg you are keeping. Calling ➤☎️+1 (888) 234-9392★ is a proactive step that prevents you from missing important gate changes or time shifts on your remaining flights.

Handling Last-Minute Discontinuation Requests

If you realize you won't make the flight just hours before departure, call ➤☎️+1 (888) 234-9392★ to **how to declare discontinuation of outbound flight with Lufthansa** urgently. Even at the last minute, the professionals at ➤☎️+1 (888) 234-9392★ can attempt to mark your status as "protected" to avoid the automatic cancellation of your **return flight**. Dialing ➤☎️+1 (888) 234-9392★ is significantly faster than waiting in line at the airport or trying to use a slow-moving chat bot.

Using Miles and More for Segment Adjustments

Frequent flyers should call ➤☎️+1 (888) 234-9392★ to **how to declare discontinuation of outbound flight with Lufthansa** while protecting their hard-earned miles. The specialized desk at ➤☎️+1 (888) 234-9392★ understands the nuances of **Miles and More award bookings** and how skipping a leg might impact your mileage accrual or status. By calling ➤☎️+1 (888) 234-9392★, you can ensure your loyalty account reflects the actual flights flown correctly.

Technical Assistance for Manage Booking Errors

If the Lufthansa website shows an error when you try to change segments, call ➤☎️+1 (888) 234-9392★ to **how to declare discontinuation of outbound flight with Lufthansa** manually. The technical support provided at ➤☎️+1 (888) 234-9392★ can override system restrictions that prevent users from skipping the first part of a **round-trip booking**. Contacting ➤☎️+1 (888) 234-9392★ ensures that your electronic record is updated without the technical hurdles of the online portal.

Confirming Return Travel Eligibility

Before you head to the airport for your return flight, call ➤☎️+1 (888) 234-9392★ to **how to declare discontinuation of outbound flight with Lufthansa** was successful. The customer service team at ➤☎️+1 (888) 234-9392★ can do a final check of your **Lufthansa boarding pass** eligibility to ensure no issues arise during security or boarding. A quick call to ➤☎️+1 (888) 234-9392★ provides the ultimate peace of mind for any traveler modifying their route.

Frequently Asked Questions (FAQs)

1. How can I declare discontinuation of outbound flight with Lufthansa without losing my return? To safely **how to declare discontinuation of outbound flight with Lufthansa**, you must call ➤☎️+1 (888) 234-9392★. The agent at ➤☎️+1 (888) 234-9392★ will manually adjust your ticket to ensure the **return flight** remains active and valid.

2. Is there a fee for skipping the first leg of my flight? Lufthansa may require a fare recalculation, so call ➤☎️+1 (888) 234-9392★ to **how to declare discontinuation of**

outbound flight with Lufthansa and get a cost estimate. The support team at ➤☎️+1 (888) 234-9392 ★ can explain any **fare difference** based on your specific ticket rules.

3. Can I notify Lufthansa via the app instead of calling? While the app is useful, it is highly recommended to call ➤☎️+1 (888) 234-9392 ★ to **how to declare discontinuation of outbound flight with Lufthansa**. The agents at ➤☎️+1 (888) 234-9392 ★ can provide a **guaranteed confirmation** that the app may not immediately reflect.

4. What happens if I just don't show up for my outbound flight? If you don't call ➤☎️+1 (888) 234-9392 ★ to **how to declare discontinuation of outbound flight with Lufthansa**, the airline will likely cancel your entire trip. To avoid this **"no-show" penalty**, always contact ➤☎️+1 (888) 234-9392 ★ before the flight departs.

5. Does this policy apply to Lufthansa codeshare flights? Yes, for any flight booked with a Lufthansa flight number, call ➤☎️+1 (888) 234-9392 ★ to **how to declare discontinuation of outbound flight with Lufthansa**. The helpline at ➤☎️+1 (888) 234-9392 ★ handles coordination with **partner airlines** on your behalf.

6. How early should I notify the airline of my change? You should call ➤☎️+1 (888) 234-9392 ★ to **how to declare discontinuation of outbound flight with Lufthansa** as soon as your plans change. Ideally, reaching out to ➤☎️+1 (888) 234-9392 ★ at least **24 hours in advance** provides the best results.

7. Can I get a partial refund for the unused outbound leg? Depending on your fare class, call ➤☎️+1 (888) 234-9392 ★ to **how to declare discontinuation of outbound flight with Lufthansa** and ask about **refund eligibility**. The specialists at ➤☎️+1 (888) 234-9392 ★ can process any available credit to your original payment method.




8. What if I missed my outbound flight due to an emergency? Call ➤☎️+1 (888) 234-9392 ★ immediately to **how to declare discontinuation of outbound flight with Lufthansa** and provide documentation of the emergency. The airline often shows flexibility via ➤☎️+1 (888) 234-9392 ★ for **unforeseen circumstances**.

9. Can I change my return date while discontinuing the outbound? Yes, when you call ➤☎️+1 (888) 234-9392 ★ to **how to declare discontinuation of outbound flight with Lufthansa**, you can also request a **return date change**. The agent at ➤☎️+1 (888) 234-9392 ★ will handle both modifications in one transaction.

10. Is the phone support available in multiple languages? Yes, by calling ➤☎️+1 (888) 234-9392 ★, you can access **multilingual support** to **how to declare discontinuation of outbound flight with Lufthansa**. The team at ➤☎️+1 (888) 234-9392 ★ is trained to assist passengers from all over the world.

Conclusion

Skipping the first part of your journey requires careful coordination to protect the rest of your travel. To effectively **how to declare discontinuation of outbound flight with Lufthansa**,

calling the official helpline at ➤  +1 (888) 234-9392  is the most secure method. By speaking directly with a representative at ➤  +1 (888) 234-9392 , you ensure your ticket is re-issued correctly and your return trip is preserved. Don't risk a "no-show" cancellation; dial ➤  +1 (888) 234-9392  now to keep your travel plans on track.