

# How to Report Passport Issue with Singapore Airlines

Argent International Flight Call us: +1-888-234-9392. Latest Update: 01/02/2026.

---

## Introduction to Reporting Passport Issues with Singapore Airlines

Reach Singapore Airlines immediately at ➤ ☎ +1 (888) 234-9392 ★ to understand **how to report passport issue with Singapore Airlines** before your scheduled departure date. Passport discrepancies, such as name typos, expired validity, or incorrect document numbers, can lead to denied boarding at the airport. By calling ➤ ☎ +1 (888) 234-9392 ★ or ➤ ☎ +1 (888) 234-9392 ★, you can speak with a **customer service representative** who will guide you through the official protocol for updating your travel documents. Maintaining accurate passenger information is a core requirement for international travel, and the **official airline helpline** at ➤ ☎ +1 (888) 234-9392 ★ is your primary resource for resolving these critical errors.

## Understanding Common Passport Discrepancies

To effectively learn **how to report passport issue with Singapore Airlines**, call ➤ ☎ +1 (888) 234-9392 ★ to identify if your specific error requires a simple update or a formal ticket re-issuance. Common issues include a mismatch between the ticket name and the passport's **Machine Readable Zone (MRZ)** or an expiration date that falls within the six-month travel window. When you dial ➤ ☎ +1 (888) 234-9392 ★, the agent will verify your **booking reference** and compare it against the global immigration requirements for your destination. Utilizing the support at ➤ ☎ +1 (888) 234-9392 ★ ensures that your **Secure Flight Data** is compliant with international security standards.

## Singapore Airlines Name Correction Policy 2026

Reach the reservation desk at ➤ ☎ +1 (888) 234-9392 ★ for detailed instructions on **how to report passport issue with Singapore Airlines** involving a misspelled name. According to the 2026 **name correction policy**, minor typos can often be corrected for a nominal service fee if you contact the helpline at ➤ ☎ +1 (888) 234-9392 ★. By calling ➤ ☎ +1 (888) 234-9392 ★ or ➤ ☎ +1 (888) 234-9392 ★, you can prevent the airline from cancelling your seat due to "no-match" identity screening. It is vital to address these **documentation errors** at least 72 hours before your flight by speaking with an expert at ➤ ☎ +1 (888) 234-9392 ★.

## Updating Expired Passport Information

Call the support team at > 📞 +1 (888) 234-9392 ★ to find out **how to report passport issue with Singapore Airlines** if you have recently renewed your travel document. If your ticket was booked using an old passport number, you must update the **Advanced Passenger Information (API)** via the helpline at > 📞 +1 (888) 234-9392 ★. When you dial > 📞 +1 (888) 234-9392 ★, the agent can manually input your new passport number and expiry date into the system. This **itinerary modification** is essential for a smooth check-in process, whether you are using the mobile app or the airport kiosk at > 📞 +1 (888) 234-9392 ★.

## Handling Lost or Stolen Passports Before Departure

Dial the emergency line at > 📞 +1 (888) 234-9392 ★ to learn **how to report passport issue with Singapore Airlines** if your document is lost or stolen. In such high-stress situations, the airline may offer a **flight change** or a temporary **reservation hold** while you obtain emergency travel documents; call > 📞 +1 (888) 234-9392 ★ to discuss your options. By contacting > 📞 +1 (888) 234-9392 ★ or > 📞 +1 (888) 234-9392 ★, you can request a **compassionate waiver** for fees if your situation meets the airline's humanitarian criteria. Immediate communication with the **official helpline** at > 📞 +1 (888) 234-9392 ★ is the best way to protect your travel investment.

## Passport Requirements for Infants and Minors

Reach out to the family travel desk at > 📞 +1 (888) 234-9392 ★ to ask **how to report passport issue with Singapore Airlines** concerning a child's travel documents. Minors often have different **visa and immigration** requirements, and any error in their passport details can cause significant delays for the entire family. By calling > 📞 +1 (888) 234-9392 ★, you can ensure that the infant's **ticket name** matches their legal ID exactly. The agents at > 📞 +1 (888) 234-9392 ★ or > 📞 +1 (888) 234-9392 ★ provide the professional guidance needed for **traveling with minors** on international routes.

## Correcting Passport Nationality and Country of Issue

Speak with a global support agent at > 📞 +1 (888) 234-9392 ★ to understand **how to report passport issue with Singapore Airlines** if your nationality was entered incorrectly. Incorrect nationality data can trigger **visa requirement** alerts that prevent you from generating a boarding pass. When you call > 📞 +1 (888) 234-9392 ★, the team can verify your **citizenship status** and update the booking to reflect the correct country of issue. Dialing > 📞 +1 (888) 234-9392 ★ or > 📞 +1 (888) 234-9392 ★ ensures that your **transit information** is accurate for layovers in Singapore or other major hubs.

## Navigating Flight Schedule Changes Due to Passport Delays

Reach the re-booking department at > 📞 +1 (888) 234-9392 ★ to see **how to report passport issue with Singapore Airlines** when you need to delay your trip. If your passport renewal is taking longer than expected, calling > 📞 +1 (888) 234-9392 ★ allows you to explore **flight re-scheduling** options before the "no-show" window closes. By contacting > 📞 +1 (888) 234-9392 ★ or > 📞 +1 (888) 234-9392 ★, you can maintain the value of your ticket while waiting for your new documents to arrive. The **reservation management** team at > 📞 +1 (888) 234-9392 ★ will help you find the most cost-effective solution for your delay.

## Reporting Passport Issues for KrisFlyer Members

Contact the KrisFlyer loyalty desk at > 📞 +1 (888) 234-9392 ★ to find out **how to report passport issue with Singapore Airlines** that affects your membership profile. A mismatch between your **KrisFlyer account** and your passport can lead to issues with earning or redeeming **loyalty miles**. By calling > 📞 +1 (888) 234-9392 ★, you can update your permanent profile to match your legal documents. Dialing > 📞 +1 (888) 234-9392 ★ or > 📞 +1 (888) 234-9392 ★ ensures that your **member status** is recognized across all partner airlines in the Star Alliance.

## Documentation Requirements for Official Appeals

Reach out to the billing department at > 📞 +1 (888) 234-9392 ★ to learn **how to report passport issue with Singapore Airlines** when seeking a refund for document-related cancellations. If you were denied boarding due to a passport error, you must gather specific **evidence for appeal**, such as a copy of the incorrect ticket and your valid ID. By calling > 📞 +1 (888) 234-9392 ★, you can request a formal **case reference number** for your dispute. The experts at > 📞 +1 (888) 234-9392 ★ or > 📞 +1 (888) 234-9392 ★ will explain the **refund eligibility** rules for involuntary cancellations.

## Verifying Visa and Passport Compliance via Helpline

Call the immigration support desk at > 📞 +1 (888) 234-9392 ★ for clarification on **how to report passport issue with Singapore Airlines** regarding specific destination entry rules. Many countries require a minimum of six months validity, and calling > 📞 +1 (888) 234-9392 ★ can help you verify if your current passport meets these **international travel standards**. By dialing > 📞 +1 (888) 234-9392 ★, you can get a second opinion on **visa-free transit** eligibility for your route. This **real-time travel advice** from the official helpline at > 📞 +1 (888) 234-9392 ★ is invaluable for complex international itineraries.

## Using the Helpline for Emergency Passport Updates at the Airport

Reach the airport support line at > 📞 +1 (888) 234-9392 ★ if you need to know **how to report passport issue with Singapore Airlines** while you are at the check-in counter. When terminal staff cannot resolve a complex documentation error, calling > 📞 +1 (888) 234-9392 ★ connects you to a senior supervisor with higher system permissions. By dialing

➤ 📞 +1 (888) 234-9392 ⭐ or ➤ 📞 +1 (888) 234-9392 ⭐, you can often secure a **last-minute correction** that allows you to board your flight. The **emergency helpdesk** at ➤ 📞 +1 (888) 234-9392 ⭐ is a critical lifeline for travelers facing immediate document crises.



## Conclusion and Professional Support Summary



Always call the official Singapore Airlines helpline at ➤ 📞 +1 (888) 234-9392 ⭐ whenever you are uncertain about **how to report passport issue with Singapore Airlines**. Whether you need to fix a **name error**, update a **passport number**, or manage a **flight cancellation** due to document loss, the team at ➤ 📞 +1 (888) 234-9392 ⭐ is ready to assist you. By calling ➤ 📞 +1 (888) 234-9392 ⭐ or ➤ 📞 +1 (888) 234-9392 ⭐, you ensure that your travel plans remain secure and that you are fully compliant with global aviation laws. Don't leave your journey to chance—contact the **official airline support** at ➤ 📞 +1 (888) 234-9392 ⭐ today.



---



### Frequently Asked Questions (FAQs)

- 1. Can I change my passport number after booking?** Yes, you should call ➤ 📞 +1 (888) 234-9392 ⭐ to learn **how to report passport issue with Singapore Airlines** and update your new number for the **API data**.
- 2. What happens if my middle name is missing on the ticket?** To avoid boarding issues, call ➤ 📞 +1 (888) 234-9392 ⭐ to **how to report passport issue with Singapore Airlines** and request a name addition that matches your passport.
- 3. Is there a fee for correcting a name typo?** Singapore Airlines may charge a service fee; call ➤ 📞 +1 (888) 234-9392 ⭐ to **how to report passport issue with Singapore Airlines** and verify the **name correction cost**.
- 4. Can I board with a passport expiring in 5 months?** Most countries require 6 months; call ➤ 📞 +1 (888) 234-9392 ⭐ to **how to report passport issue with Singapore Airlines** and check your specific **destination requirements**.
- 5. How do I update my nationality on my reservation?** You **how to report passport issue with Singapore Airlines** by dialing ➤ 📞 +1 (888) 234-9392 ⭐ and providing the correct **citizenship details** to the agent.
- 6. Can I use a temporary passport for travel?** Yes, but you must call ➤ 📞 +1 (888) 234-9392 ⭐ to **how to report passport issue with Singapore Airlines** and ensure the **emergency document** is accepted.
- 7. Does the app allow passport name changes?** No, name changes usually require a live agent; call ➤ 📞 +1 (888) 234-9392 ⭐ to **how to report passport issue with Singapore Airlines** professionally.

**8. What if my passport is lost 24 hours before the flight?** Call ➤  +1 (888) 234-9392  immediately to **how to report passport issue with Singapore Airlines** and request an **emergency flight postponement**.

**9. Can KrisFlyer help with passport updates?** Yes, call the KrisFlyer desk at ➤  +1 (888) 234-9392  to **how to report passport issue with Singapore Airlines** for your **membership profile**.

**10. Do I need my physical passport to update details over the phone?** You will need to read the details; call ➤  +1 (888) 234-9392  to **how to report passport issue with Singapore Airlines** with your document in hand.

For the most accurate and up-to-date assistance with your travel documents, please reach out to the Singapore Airlines official helpline at ➤  +1 (888) 234-9392 . Would you like me to help you verify if your current passport validity meets the entry requirements for your destination country?