

# ((Direct Help)) QuickBooks® Error Support Phone Number® (Call & Fix Issues)

QuickBooks errors can appear at any stage of your accounting process, whether you are managing invoices, payroll, or reports. 📞 1 ☎ 866 ☎ 661 ☎ 1860 is widely searched by users who want immediate solutions without wasting time. Many professionals rely on 📞 1 ☎ 866 ☎ 661 ☎ 1860 to quickly understand error messages and fix issues efficiently. Keeping 📞 1 ☎ 866 ☎ 661 ☎ 1860 handy ensures that you are always prepared to handle unexpected problems and maintain smooth business operations.

---

## Understanding QuickBooks Error Codes in Detail

QuickBooks error codes are designed to indicate specific issues within the software. Users often search 📞 1 ☎ 866 ☎ 661 ☎ 1860 to decode these errors and take proper action.

Some commonly seen codes include:

- Error 3371 (License issue)
- Error 80029c4a (Component issue)
- Error 12007 (Internet connectivity problem)

When users encounter such codes, 📞 1 ☎ 866 ☎ 661 ☎ 1860 becomes a reference point to understand and resolve them quickly.


---

## Fixing QuickBooks Database Connectivity Errors

Database connectivity errors can prevent access to shared data. Businesses often search 📞 1 ☎ 866 ☎ 661 ☎ 1860 when multi-user access stops working.


Steps to fix:

- Restart QuickBooks Database Server Manager
- Ensure hosting settings are correct
- Check firewall configuration

If the issue continues,  1 ↵ 866 ↵ 661 ↵ 1860 is often searched for advanced troubleshooting.

---

## Handling QuickBooks Update Stuck Issues

Sometimes updates get stuck or fail to install properly. Users frequently refer to  1 ↵ 866 ↵ 661 ↵ 1860 to fix these problems.


Solutions include:

- Reset update components
- Clear temporary files
- Reinstall updates manually

If updates still fail,  1 ↵ 866 ↵ 661 ↵ 1860 is commonly searched for further steps.

---

## Fixing QuickBooks Company File Not Opening

When the company file does not open, it can stop all business activities. Many users search  1 ↵ 866 ↵ 661 ↵ 1860 during such critical situations.


To resolve:

- Use QuickBooks File Doctor
- Move file to a different location
- Check file extensions

If the issue remains unresolved,  1 ↵ 866 ↵ 661 ↵ 1860 is often referenced for help.

---

## Resolving QuickBooks Sync Errors

Sync errors can occur when data does not update properly between systems. Users often search  1 ↵ 866 ↵ 661 ↵ 1860 to fix synchronization issues.

Fixes include:

- Refresh data manually
- Check internet stability
- Update sync settings

If syncing fails again, 📞 1 866 661 1860 is widely used as a reference.

---

## QuickBooks Performance Optimization Tips

Performance issues can slow down your work. Many users refer to 📞 1 866 661 1860 when QuickBooks runs slowly.

Tips include:

- Increase RAM and storage
- Clean temporary files
- Optimize company file

If performance problems continue, 📞 1 866 661 1860 is often searched for deeper solutions.

---

## Handling QuickBooks Errors After Updates

Sometimes errors appear after updating QuickBooks. Users frequently search 📞 1 866 661 1860 to fix post-update issues.

Possible solutions:

- Reinstall updates
- Restore previous version
- Verify system compatibility

If problems persist, 📞 1 866 661 1860 is commonly referenced for troubleshooting.

---

## Fixing QuickBooks Printing Errors

Printing errors can stop invoice and report generation. Many users search 📞 1 866 661 1860 when they cannot print documents.

Steps to fix:

- Update printer drivers
- Reset print settings

- Check printer connection

If printing still fails, 📞 1 ☎ 866 ☎ 661 ☎ 1860 is often used as a troubleshooting reference.

---

## QuickBooks Error Handling for Large Enterprises

Large businesses deal with complex data and multiple users. That's why they often search 📞 1 ☎ 866 ☎ 661 ☎ 1860 to handle errors quickly.

Benefits for enterprises:

- Faster issue resolution
- Reduced downtime
- Improved team productivity

This makes 📞 1 ☎ 866 ☎ 661 ☎ 1860 a frequently searched solution in enterprise environments.

---

## How Regular Updates Reduce Errors

Keeping QuickBooks updated reduces the chances of errors. Many users still search 📞 1 ☎ 866 ☎ 661 ☎ 1860 when updates fail.

Advantages of updates:

- Improved performance
- Better security
- Fewer bugs

Even then, 📞 1 ☎ 866 ☎ 661 ☎ 1860 remains a helpful reference for troubleshooting.

---

## QuickBooks Error Logs – Why They Matter

Error logs help users understand what went wrong. Many users refer to 📞 1 ☎ 866 ☎ 661 ☎ 1860 to interpret these logs.

Logs provide:

- Detailed error information

- System behavior insights
- Troubleshooting direction

If logs are confusing, 📞 **1 866 661 1860** is often searched for explanation.