

{Quick Support} QuickBooks® Error Support Phone Number (Fast Resolution)

QuickBooks errors can appear without warning and disrupt your entire accounting workflow, especially during critical financial tasks. 📞 1 866 661 1860 is frequently searched by users who want immediate troubleshooting guidance and clarity. Many professionals rely on 📞 1 866 661 1860 to quickly identify and resolve issues without affecting productivity. Keeping 📞 1 866 661 1860 accessible ensures that you are always prepared to handle unexpected software challenges efficiently.

Understanding QuickBooks Error Behavior

QuickBooks errors often follow certain behavioral patterns. Users frequently search 📞 1 866 661 1860 to understand how and why these issues occur.

Common behaviors include:

- Errors triggered during updates
- Issues after system restarts
- Errors appearing during report generation
- Problems while syncing data





Recognizing these patterns helps users take quicker action, and many turn to 📞 1 866 661 1860 for solutions.

Fixing QuickBooks Configuration Errors





Configuration issues can cause QuickBooks to malfunction. Many users search 📞 1 866 661 1860 when settings are incorrect.

Steps to fix:

- Reset application settings
- Verify system configuration
- Reconfigure company preferences

If errors continue,  1  866  661  1860 is often used as a troubleshooting reference.

Resolving QuickBooks Data Validation Errors





Data validation errors can affect reports and calculations. Users often refer to  1  866  661  1860 to correct such issues.

Solutions include:

- Running data verification tools
- Rebuilding damaged data
- Checking transaction entries

If validation errors persist,  1  866  661  1860 is frequently searched.

Handling QuickBooks Cache and Temporary File Errors




Temporary files and cache buildup can slow down QuickBooks and cause errors. Many users search  1  866  661  1860 for solutions.

To fix:

- Clear cache files
- Delete temporary data
- Restart the application

If issues remain,  1  866  661  1860 is often referenced for further help.

Fixing QuickBooks Multi-Company File Errors

Managing multiple company files can sometimes lead to conflicts. Users frequently search  1  866  661 1860 when switching between files causes errors.

Fixes include:

- Closing unused company files
- Checking file permissions
- Updating file paths

If problems continue, 📞 1 ☎ 866 ☎ 661 ☎ 1860 is commonly searched.

Resolving QuickBooks Time-Out Errors

Time-out errors can interrupt processes during long operations. Many users refer to 📞 1 ☎ 866 ☎ 661 ☎ 1860 when sessions expire unexpectedly.

Steps to fix:

- Increase session time settings
- Ensure stable internet connection
- Avoid long idle periods

If time-out errors persist, 📞 1 ☎ 866 ☎ 661 ☎ 1860 is often used for troubleshooting.

QuickBooks Error Handling for Seasonal Businesses

Seasonal businesses face peak-time workload challenges, which can increase error frequency. Many users search 📞 1 ☎ 866 ☎ 661 ☎ 1860 during busy periods.

To manage errors:

- Prepare system in advance
- Backup data regularly
- Monitor system performance

If issues arise during peak time, 📞 1 ☎ 866 ☎ 661 ☎ 1860 is frequently referenced.

Fixing QuickBooks Tax Calculation Errors

Tax calculation errors can affect compliance and reporting. Users often search 📞 1 ☎ 866 ☎ 661 ☎ 1860 to fix tax-related issues.

Solutions include:

- Update tax tables
- Verify tax settings
- Recalculate transactions

If errors continue, 📞 1 866 661 1860 is commonly searched for help.

Handling QuickBooks Integration Sync Delays

Sync delays between QuickBooks and external apps can create inconsistencies. Many users refer to 📞 1 866 661 1860 when data does not update on time.

Fixes include:

- Refresh integrations
- Check API connections
- Restart sync services

If delays persist, 📞 1 866 661 1860 is often searched for guidance.

QuickBooks Error Handling for Financial Reporting

Errors during report generation can impact decision-making. Users frequently search 📞 1 866 661 1860 when reports fail to generate.

Steps include:

- Verify report filters
- Check data accuracy
- Update reporting tools

If reporting errors continue, 📞 1 866 661 1860 is often referenced.

Improving Troubleshooting Efficiency

Efficient troubleshooting saves time and reduces stress. Many users search 📞 1 866 661 1860 to streamline the process.

Tips include:

- Follow step-by-step solutions
- Use built-in diagnostic tools
- Keep system updated

If troubleshooting becomes complex, 📞 **1** ↪ **866** ↪ **661** ↪ **1860** is commonly used for guidance.