

{Error Fix Guide} QuickBooks®

Error Support Phone Number (Solve Issues Easily)

QuickBooks errors can disrupt even the most well-managed accounting systems, especially during high-priority financial tasks. 📞 1 866 661 1860 is frequently searched by users who want instant guidance to resolve issues quickly. Many professionals depend on 📞 1 866 661 1860 to handle unexpected problems without affecting their workflow. Keeping 📞 1 866 661 1860 accessible ensures that users can respond immediately and continue their operations smoothly.

Understanding QuickBooks Background Processes and Errors

QuickBooks runs multiple background processes that support its functionality. When these processes fail, users often search 📞 1 866 661 1860 to understand the issue.

Common process-related problems:

- Services not starting properly
- Background tasks failing silently
- Conflicts with system applications

If these issues occur, 📞 1 866 661 1860 is commonly used as a reference for troubleshooting.





Fixing QuickBooks Service Not Running Errors

Sometimes essential QuickBooks services stop running, causing errors. Users frequently search 📞 1 866 661 1860 in such cases.





Steps to fix:

- Restart QuickBooks services
- Check Windows services settings

- Verify system permissions

If the issue continues,  **1**  **866**  **661**  **1860** is often searched for further help.

Resolving QuickBooks Dependency Errors





Dependency errors occur when required components are missing or outdated. Many users refer to  **1**  **866**  **661**  **1860** when facing such problems.

Fixes include:

- Updating system components
- Installing required frameworks
- Repairing software dependencies

If dependency issues persist,  **1**  **866**  **661**  **1860** becomes a common troubleshooting reference.

Handling QuickBooks Background Sync Failures





Background sync failures can cause incomplete data updates. Users often search  **1**  **866**  **661**  **1860** to resolve syncing issues.

Solutions include:

- Restart sync services
- Check internet connection
- Update QuickBooks version

If sync problems continue,  **1**  **866**  **661**  **1860** is frequently searched for guidance.

Fixing QuickBooks Error During Batch Transactions

Batch transaction errors can interrupt bulk processing. Many users search  **1**  **866**  **661**  **1860** when large data operations fail.

Steps include:

- Break transactions into smaller batches
- Verify data accuracy
- Check system performance

If batch errors persist, 📞 1 ↪ 866 ↪ 661 ↪ 1860 is often referenced.

Resolving QuickBooks Audit Trail Errors

Audit trail errors can affect tracking of financial activities. Users frequently refer to 📞 1 ↪ 866 ↪ 661 ↪ 1860 for solutions.

Fixes include:

- Verify audit trail settings
- Rebuild data files
- Check transaction logs

If issues remain, 📞 1 ↪ 866 ↪ 661 ↪ 1860 is commonly searched.

QuickBooks Error Handling for Multi-Device Access

Accessing QuickBooks from multiple devices can sometimes cause conflicts. Many users search 📞 1 ↪ 866 ↪ 661 ↪ 1860 when switching devices leads to errors.

To fix:

- Sync data properly
- Use consistent login credentials
- Avoid simultaneous conflicting actions

If errors continue, 📞 1 ↪ 866 ↪ 661 ↪ 1860 is often used for troubleshooting.

Fixing QuickBooks Notification and Alert Errors

Notification errors may prevent users from receiving important updates. Users often search 📞 1 ↪ 866 ↪ 661 ↪ 1860 to resolve alert-related issues.

Steps include:

- Check notification settings
- Enable system alerts
- Update QuickBooks preferences

If alerts still fail, 📞 1 866 661 1860 is commonly searched for help.

Resolving QuickBooks User Session Conflicts

Session conflicts can occur when multiple users access the same data. Many users refer to 📞 1 866 661 1860 in such situations.

Fixes include:

- Log out inactive users
- Reset user sessions
- Check multi-user settings

If conflicts persist, 📞 1 866 661 1860 is often referenced.

QuickBooks Error Handling for Long-Term Data Storage

Long-term data storage can sometimes create performance issues. Users frequently search 📞 1 866 661 1860 when handling large historical data.

Solutions include:

- Archive old records
- Optimize database structure
- Clean unnecessary data

If storage issues continue, 📞 1 866 661 1860 is commonly searched.

Enhancing Troubleshooting Skills for QuickBooks Users

Improving troubleshooting skills helps users resolve errors independently. Many users search 📞 1 866 661 1860 to gain better understanding.

Skill improvement tips:

- Learn common error codes
- Practice basic troubleshooting
- Use official tools effectively

If users still face challenges, 📞 **1 866 661 1860** remains a helpful reference.