

YALDHURST MODEL SCHOOL

48 School Road, RD 6, Christchurch 7676, New Zealand

Phone/Fax +64 3 342 7933

Email secretary@yaldhurst.school.nz

Website www.yaldhurst.school.nz

5 December 2012


Kia ora Minister Parata

Please find enclosed documentation of the completed community consultation on the proposed merger of Yaldhurst School.


We have recently received from the Ministry acknowledgement of receipt of our submission that was handed to you and to Coralanne Child on your recent visit to our school.

We enclose a further copy of that submission for your convenience along with supporting documents.

Thank you for your due consideration.


Yours sincerely

Paul Bridgman
Tiamana o te Poari
Te Kura o Yaldhurst



Growing Heroes!

Healthy individuals • Enthusiastic learners • Responsible citizens • Open-minded explorers

A Submission from the Board of Yaldhurst Model School

8 November 2012

Received
ECP
22/11/12.
A. Jey

The Board of Yaldhurst Model School is grateful to the Ministry of Education for the grant which has supported this submission.

We ask that Yaldhurst Model School **not** be merged with Gilberthorpe Primary School. The continuation of Yaldhurst as a country school in the rural fringe will not impact upon other proposals for the Hornby cluster or wider Christchurch. In a number of cases there are interdependent proposals for schools, but this is not so with Yaldhurst.

The evidence supporting our request is grouped under six connected themes:

- Recovering and stabilising social infrastructure
- Applying a fair democratic process
- Being factually accurate
- Applying credible indicators and assessment methodologies
- Mixing compassion and common sense to balance the costs and benefits
- Accommodating future growth in the surrounding district.

Social infrastructure


A well-known, internationally applied, principle in war torn or traumatised societies, is to restore schools first, because schools are the hub of the social infrastructure of communities. First and foremost they are a beacon and secure place for children.

The Government has recognised the importance of recovering and stabilising physical infrastructure in Canterbury, like water and sewerage. Similarly, the importance of business recovery is recognised. However the same insight and energy has not been applied to the recovery and stability of our social infrastructure – the glue that binds more tightly and compassionately than commercial transactions.

Fair and acceptable process

Schools and their governing bodies in the Canterbury region were entirely surprised by the announcement of closures and mergers.

The Minister's speech, which began with encouraging news about investment, was the first time we learned that Yaldhurst was to merge. This was a decision, without notice, forewarning or consultation. In our case, the peremptory nature of the decision-making is highlighted by the fact that the Detailed Engineering Evaluation (DEE) for Yaldhurst Model School is not scheduled until late 2013. We have been assisted since to prepare this response, but believe this unusual assistance is a tacit admission of serious mistakes in the process.



The Ministry's Rationale for Change states: "We need to accept in areas that have been depopulated, we will have to do things differently, which will inevitably mean some changes to services". Later the same document says: "people movement and land or building damage as a result of the earthquakes are the catalysts for change across the network of greater Christchurch". Yet the same paper notes that Yaldhurst Model School's roll is "approximately the same as it was in 2008", and notes "there has been little change in the total number of students residing in the Hornby cluster catchment in the wake of the earthquakes". The main catalysts for change are therefore missing.

Factual accuracy

Flaws in data and facts are fundamental.

The Ministry has calculated that Yaldhurst Model School will require \$1.3 million of earthquake related repairs and maintenance over the next 10 years. \$180,000 of this is for earthquake damage. We believe there is substantial evidence to question this:


- An inspection after the first earthquake by RCE engineers on the 8th September 2010 reported no immediate structural concerns. The total cost of minor and aesthetic work was estimated at \$18,750. Similarly, assessment by the Christchurch Earthquake Project Manager in November 2010 reported only minor damage.
- DD Architecture Ltd, which inspected the school premises on 10 November 2010, noted a bowed wall in Room 4 which deserved structural assessment. Structural engineers who re-inspected the wall confirmed its structural integrity, and recommended aesthetic work only. DD Architecture Ltd estimated total repairs for the school at \$34,750.
- An independent assessment of the school pool by LHTDesign Ltd in February 2012 advised there was no damage and the pool remains open.
- The Rapid Assessment conducted after the February 2011 earthquake, estimated building damage in the lowest, (0-1%) bracket and issued a green light. Yaldhurst Model School was among the first schools to reopen.
- The Ministry's estimates appear to include several buildings established, insured and maintained by the school community.
- The Ministry's own list of 16 buildings which are not considered cost effective to repair (inclusive of 49 teaching spaces) does not include any Yaldhurst Model School buildings.

The overall picture is of very minor damage.

The Ministry estimate \$380,000 as the cost of maintenance for the school's classrooms, over 10 years. We do not contest this because maintenance costs occur wherever children are taught, but we note the Ministry suspended its rolling maintenance programme in 2010.

The weather-tightness estimate of \$950,000 is simply beyond our comprehension. There are no leaks at present and all earlier reports identify minor damage only.

The estimate derives from a desk-top analysis by Hampton Jones, a contracted building surveying and design practice. The estimate was subsequently validated by Prendos, a firm with a similar capacity, following a rapid (5 minutes) site visit.



By way of an example we commissioned an assessment of the administration block. The weather-tightness estimate for this building is \$573,220. Invasive moisture testing performed by Advanced Property Inspections has found all areas to be below the maximum recommended level of 18%. No remediation is advised. The same builder that completed the addition to this building in 2010 has now quoted \$98,490 to re-clad and repaint the remainder of the building but would not recommend doing this. The estimate of \$573,220 is incomprehensible.

Robust indicators and assessment


The Ministry has presented us with a dashboard that summarises our assessment. However, the dashboard is built on many questionable assumptions.

A core example is the Ministry division of its indicative estimate of total future property costs (\$1.211 million) by the number of pupils on the roll. The Ministry's proposal in September was based on the March roll of 115. This generated a pupil cost of \$10,503, putting Yaldhurst over the Ministry's threshold of \$10,000.

Because rolls rise during the year, we have challenged the March figures and the June figure of 125 pupils has since been used. This lowered Yaldhurst School's cost per pupil to \$9,688 and put it below the threshold. However, the Ministry has since raised the indicative cost to \$1.3 million, putting the pupil threshold again just beyond the school's reach.

We wish to question the methodology that applies an administrative formula which homogenises all schools and ignores differing characteristics which have been acquired over time. The class-size assertion, which has been reversed on educational as well as logistical grounds, appears to be re-enacted. However, this time it applies a formula for cost efficiency to the whole school, without a sound educational rationale.

- Even in the short term, the snap shot ignores the recent increasing rolls of Yaldhurst School and the advised roll of 140 for 2013, which generated an extra teacher, before the 'firm proposals' were announced. The Ministry's agreed capacity for Yaldhurst Model School is 156, which is likely to be soon reached.
- The Ministry applies a physical size as well as pupil volume in the dashboard. Yaldhurst School is located on a 1.6ha site. This may appear small on paper, but could easily accommodate more pupils. For instance, Templeton School has 3 times the pupils of Yaldhurst on a 1.9ha site. Again, an arbitrary measure is used. Schools below 2ha are deemed unsuitable for rebuild (a 'catch 22' because Yaldhurst does not need rebuilding).
- An access criterion and a public transport criterion are also applied. A green light on the dashboard requires pupils to live within 3.4 km to the nearest school and within 2.4 km via a bus route. We submit these criteria are not relevant to Yaldhurst Model School. Half of its pupils are out of zone (the result of parental choice) and they arrive successfully by private transport, which is not considered.
- Zoning appears rigidly applied. The *Rationale for Change* supplied by the Ministry notes that 33% of Yaldhurst School's pupils live within 1 km of Gilberthorpe School but only 9% within 1 km of Yaldhurst School, yet the same document argues that the merger will "improve the options and outcomes for learners, and support *greater diversity and choice*".
- The appeal to better outcomes also appears to ignore Yaldhurst's 3 year ERO cycle, and zero rating for unengaged learners, which also appear on the dashboard.



Common sense and compassion

The announcement of a merger defies common sense.

Yaldhurst is the larger and growing school of the two schools pre-determined for merger. It has significant out-of-zone support from parents exercising choice, and investing in private transport for their children. It is a decile 7 school being merged with a decile 2 school. Many parents have indicated they will simply move their children in that situation.

Most important in our eyes is that Yaldhurst School has a real rural character. Our community of parents have deliberately sought its warm and supportive learning environment for their children. We have achieved a high profile among them with our learning successes and our country character. Merger onto an urban site will result in the loss of country character. Merging a decile 7 country school onto a decile 2 urban school is not a sensible decision.

Accommodating future growth

There is a sustainable future for Yaldhurst Model School for the 20 -30 years and beyond. The school is surrounded by land designated for future growth and development. The majority of the Greater Christchurch Urban Development Strategy's rezoned land for more than 20,000 new homes is in the south west. Selwyn District, in which our school zone is located, remains the fastest growing territorial authority area, increasing 2.9% (1,200) in the 2012 year. The North West Area Review Plan announced by the Christchurch City Council on 3rd Oct 2012 and adopted on 25th Oct will see 550 acres of land in the Yaldhurst School enrolment zone change from rural 5 to rural fringe designation. This will result in smaller lot sizes and more houses. The Yaldhurst Village subdivision with 1100 houses is already under construction. Roughly one quarter of Yaldhurst Village is in our zone. Further housing developments are also planned for the country west of the school. Yaldhurst School is the natural school for these growing rural fringe communities.

Summary

We submit that the facts, figures and rationale offered for the merger are an extraordinary muddle, that do not add up. We agree that Hornby, along with other areas of New Zealand, needs to examine its education facilities, many of which were established to serve quite different circumstances. But it is not necessary or sensible to include a country school such as Yaldhurst School into the Hornby cluster plan. The population growth projected for the southwest rural fringe cannot be ignored. Yaldhurst Model School has a natural and sustainable role in that rural fringe.



Original
Received
07/12/12

Lee Ingram Builders

Mobile: 027 655 6495

Home: 03 343 4450

Fax: 03 343 4570

Email: llingram@slingshot.co.nz

6 November 2012

Dear Paul Bridgman

Tender for Yaldhurst Model School

It is a pleasure to supply you with a tender for the Yaldhurst Model School Re cladding of administration block, including cavity system

Our price to complete this project in accordance to your instructions amounts to Ninety Eight Thousand Four Hundred and Ninety Dollars, \$98490.00 (excluding GST).

If there are any questions or further information you may require please feel free to contact me on either of the above numbers.


Yours faithfully,



Lee Ingram

In support of

JMS Middle School
Yorktown
BADM 155101



The Champion Centre
TAMARIKI TOIORA

Providing holistic early intervention to infants and young children with special needs

17th October 2012

To whom it may concern:

While changes to the educational landscape post earthquake will affect all the children at the schools and communities that are impacted, there are those who are able to give voice to their reactions themselves and others who need someone else to speak for them.

I want to speak on behalf of those children who, because of their disabilities, find it hard to have their voice heard but who will feel the loss or change of their community schools more than many other children. I also want to give voice to the concerns that have been raised by parents of children who have attended the Champion Centre in the past and are now in the schools that are being closed or merged.

Parents of children with special needs in mainstream Christchurch schools are extremely concerned about how their children will cope with the changes that are being proposed. These families have done so much to support their children's development and to choose school settings that allow their children to flourish. It is a source of significant worry and fear that the gains the children have made, against the odds, may be jeopardised by changes that do not take their children's special needs into account.

Children with disabilities from the mild to the severe are very varied in their presentation. Some have physical challenges; others have intellectual and/or communication challenges; some find it difficult to relate to other people. But what almost every child with a disability faces is difficulty anticipating change, understanding change, and in dealing with both the practicalities and the anxiety that change engenders.

Transitions of all kinds are moments of extreme fragility for children with developmental disabilities. Moving house, moving school, moving classrooms; changing teachers, changing teacher aides...these are not minor inconveniences. These are changes that can knock children's competence and development back so severely that they take months or years to recover a forward momentum. This then both puts them further behind their peers and wastes their potential.

The Champion Centre supports 150 children with conditions such as cerebral palsy, Down syndrome, dyspraxia, autistic spectrum disorder, and global developmental delay, as they develop through infancy and early childhood until

they go on to school. Almost all of these children go on to their community schools in Christchurch because they can and because that is what their families (legitimately) want for them.

The Champion Centre invests hugely in the transition to school process. Our more than thirty years of experience has shown us that children must go to school well-understood and well-supported if they are going to be able to participate and learn to their highest potential.

We support parents' choice of the school that feels right for them as a family. We share with the teachers and teacher aides from the school our knowledge of each child's strengths and challenges. We prepare the child for the change with visits to the school and visual supports such as photos of the new environment. We provide privately funded support for an Education Support Worker who works alongside the teacher and teacher aide over the first few weeks of the child's attendance at school.

Our approach to transitions is based on the knowledge that, otherwise, the anxiety and behavioural responses to the change have a high likelihood of (at best) masking or (at worst) causing children to regress in their academic, social and communication skills. They may also become so anxious that their behaviour becomes incompatible with integration in a regular classroom, at which point they lose both the educational and social advantages of being with their peers.

So, who is going to make sure that the changes proposed for Christchurch schools do not waste the potential of children with disabilities? Who is going to provide the transitional supports that will allow these children not only to survive the changes but to thrive? Who has thought about the additional burden on the families that not knowing what will happen to their child's school and therefore not being able to prepare their child for the changes will bring? Who has thought about the fact that many of these children are not able to take a bus to school but will need their parents, many of them poorly resourced, to find private transport to get them to school?

Children with disabilities live in our communities with their families and are part of the Christchurch we all want to be proud of. Let's not waste what they can contribute by riding roughshod over their particular needs in this time of change. They are part of the potential we all want to see realised in the Christchurch rebuild.

Sincerely,



Susan H. Foster-Cohen, PhD
Director, The Champion Centre

5 December 2012

To Whom It May Concern

Yaldhurst Model School has been a valued member of the Ellesmere Principals' Association since our inception in 1997. Mr Allan Robertson the current principal of Yaldhurst Model School is the current secretary of the Association.

The Ellesmere Principal's Association views with great concern the closing of any country school. It does not make sense to our association to merge Yaldhurst Model School with a low decile city school.


Yaldhurst Model School is included in the Ellesmere Principals' Association due to the commonalities of its membership. As with many of our schools the school communities are made up of a large number of schools where students live in either farms or lifestyle blocks. Yaldhurst Model School shares a great deal in common with the schools that comprise the EPA. They are all to a greater or lesser degree 'country schools.'

Ellesmere Principals' Association is comprised of the following schools: West Melton, Burnham, Broadfield, Clearview, Diamond Harbour, Dunsandel, Ellesmere College, Governors Bay, Greenpark, Halswell, Ladbrooks, Leeston, Lincoln, Lincoln High School, Little River, McKenzie Residential, Prebbleton, Rolleston, Springston, Tai Tapu, Templeton, Yaldhurst, Waitaha, Weedons and Southbridge.

Yaldhurst Model School fits in well with this cluster due to being located in a country setting. The Ellesmere Principal's Association provides a forum for professional development and collegiality for its schools. It also provides a formal and informal forum for the examination and discussion of professional issues.

Many of the EPA schools comprise sporting zones that Yaldhurst is a part of. Lincoln Zone Sports Association. This zone contains the following schools: Akaroa, Burnham, Clearview, Greenpark, Duvauchelle, Halswell, Ladbrooks, Lincoln, Little River, McKenzie, Prebbleton, Rolleston, Springston, Tai Tapu, Templeton, Burnham and Weedons.

Our association has proven valuable for the continual improvement of education in the area. YMS shares a great deal in common with other schools that compromise the EPA. It is our intention that it serves our wider community well to have Yaldhurst Model School remain open so that it may continue to provide a school of choice for students and their families who live in rural or semi-rural locations.



Sue Jackson
President
Ellesmere Principal's Association

From: ☺

Sent: Friday, 26 October 2012 3:13 p.m.

To: Paul Bridgman **Subject:** Re: Yaldhurst School

In response to your request for community consultation I would make the following observations

I write as the Anglican vicar of Upper Riccarton - Yaldhurst.

During my six years as vicar here I have appreciated the relationship between the Yaldhurst Model School and St Luke's Church (Yaldhurst). I have belonged at various school events as well as in a pastoral role. As you know both school and church sit over the road from each other and have a distinctly country feel about them which is in contrast with my other parish church of St Peter's (Upper Riccarton) and the city schools around about it.

A number of parents over the years have explained to me that they have taken their children to Yaldhurst Model School because they value the country feel of this school and think their children have benefited educationally and socially from that environment.

In my experience we need a variety of school environments to best meet the learning styles of different children and having a country school on our city's doorstep is most helpful.

Yours faithfully

John Sheaf

(Vicar of the Anglican Parish of Upper Riccarton - Yaldhurst
Diocese of Christchurch)

27 November 2012

Honourable Hekia Parater
Minister of Education
WELLINGTON

Dear Minister

Re: Proposed Closure of Yaldhurst Model School

The Fendalton/Waimairi Community Board would wish to identify the unique 'rural' learning and community services offered by Yaldhurst Primary School.

The school borders open countryside enabling pupils to interact daily with the environment and to enjoy a much greater sense of the outdoors than is possible in many of our city schools. Indeed neighbouring suburbs are more densely populated, many with light and heavy engineering and large industrial complexes. The school is possibly unique in its ability to offer high quality learning in a rural location, yet with all the benefits of city location and proximity to cluster schools to achieve educational outcomes.

The majority of pupils are from out of catchment, with parents exercising deliberate choice for their children to be educated in this school.

The school's roll – prior to the reorganisation proposals was set to increase both through the exercising of parental choice but also due to the growth of new subdivisions as households move to the 'firmer ground' on this side of the city.

Indeed major new releases of hundreds of sections are about to enter the market adjacent to the school at Yaldhurst (Noble subdivision) and further various and extensive land releases within a few kilometre radius of the school.

CERA's red zone relocation statistics provide further evidence of this growing trend and anticipated influx of new families.

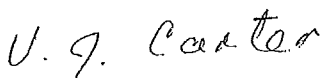
Whilst the Board acknowledges the need for change in Christchurch to achieve education excellence and address demographic change, it also urges consideration of parental choice, varying physical environments and school sizes within the overall mix.

Yaldhurst truly is a 'Model School' – offering a unique rural learning environment supporting real educational choices for parents.

Each child is unique, some thrive in large schools, others benefit from a more modest sized school. Children's needs evolve and as they grow and develop as young citizens.

The Board also respectfully suggests that the demographic trend for this school is set to increase rather than decrease and seeks the Minister's consideration of this additional growth trend in her final deliberations.

Yours sincerely



Val Carter
Chairperson – Fendalton/Waimairi Community Board

Fendalton Service Centre
Cnr Jeffreys and Clyde Roads, Christchurch, 8052
PO Box 73020, Christchurch, 8154
Phone: 03 941 6728, Facsimile: 03 941 6748
Email: edwina.cordwell@ccc.govt.nz
www.ccc.govt.nz

YALDHURST MODEL SCHOOL

48 School Road, RD 6, Christchurch 7676, New Zealand

Phone/Fax +64 3 342 7933


Email secretary@yaldhurst.school.nz

Website www.yaldhurst.school.nz

Yaldhurst Model School Community Consultation Regarding Proposed Merger with Gilberthorpe

A meeting held in the school wharehui 3pm Friday September 14th

The meeting was Chaired by BOT Chairman Paul Bridgman. Attendees were approximately 50 parents and all of the permanent teaching staff. A show of hands was asked for; firstly should we agree with the proposal – no hands raised, then the meeting was asked who was unsure what we should do – again no hands raised, then finally the meeting was asked “who thinks we should fight the proposal?” – all in the room raised their hands. Discussion was held on how to go about opposing the proposal. The PTA will discuss forming committees to find out more why the proposal had been made and to look at how to oppose it. The Board will hold a special meeting next week for further discussion of the issue.



Growing Heroes!

Healthy individuals • Enthusiastic learners • Responsible citizens • Open-minded explorers



**Yaldhurst
Model
School**

YALDHURST MODEL SCHOOL

48 School Road, RD 6, Christchurch 7676, New Zealand

Phone/Fax +64 3 342 7933

Email secretary@yaldhurst.school.nz

Website www.yaldhurst.school.nz

Proposed merger of Yaldhurst School with Gilberthorpe School

Yaldhurst Model School is required to consult with its communities, record the feedback received, and attach it to its submission. Yaldhurst Model School welcomes your feedback.

Proposal for consultation

That Yaldhurst Model School is merged with Gilberthorpe Primary School on the Gilberthorpe site. If the Minister decides to merge the schools, the Gilberthorpe School Board will oversee the process, but in some cases the Minister may appoint a new board to oversee the process. The Board of Gilberthorpe School must prepare and discuss an implementation plan with the Ministry. Elections for a new Board of trustees for the merged school must be held with 3 months of the date of the merger. The vacated Yaldhurst property will go into a disposal process managed by the Ministry.

What are the advantages of this proposal?

Creating a larger school allowing for greater interactions of students, but still small enough for care, and know, every child.

Opportunity to develop a 21st Century learning environment in the Yaldhurst /Gilberthorpe area that better reflects the changing nature of the developing Gilberthorpe area.

What are the disadvantages of this proposal?

Loss of an alternative Year 7 & 8 option in the area.

Is the proposed Hornby education cluster the appropriate cluster for Yaldhurst School?

(NOTE: Yaldhurst has been in the Ellesmere rural schools cluster since the cluster concept was introduced, and has been working recently with Weedons School on staff's professional development and sports competitions for the children.)

Under the previous principal, the Yaldhurst School was involved in the Hornby Cluster principals group as well as Ellesmere (as does one other school in our Hornby Principals Cluster group- Templeton).

With the inception of the RTLB service Yaldhurst was an active member of the Hornby Cluster, and the Principal was, for a time, the Chairperson of the Management Team.

Previously close relationships have been held with Yaldhurst School and the Hornby Cluster, so why can't this happen again.

Do you have other ideas for the future of schooling in Yaldhurst and its surrounding areas?

Further consideration to Year 7 & 8 schooling options

This feedback is provided by:


Current: Student	Past: Student	Future Parent
Parent	Parent	Community member
Staff member	Staff member	Other: Cluster School

This feedback is provided on behalf of 21 people. Date: 30 November 2012

Thank you for your feedback. If emailing this please return to:

secretary @yaldhurst.school.nz

Or return to school office by: 3 December 2012




Growing Heroes!

Healthy individuals • Enthusiastic learners • Responsible citizens • Open-minded explorers

It is the position of Matauraka Mahaanui (Waitaha Advisory group) that we do not comment on specific school closure /merger proposals as we support all schools in our takiwā.

1. We do strongly support the enhanced provision of quality teaching and Te Reo across all levels: Early Childhood, Kohanga Reo, Kura Kaupapa Māori and compulsory schooling. Under no circumstances should current provision across the levels be decreased in any way what so ever.
2. We support whānau to have the right of access to, and choice of education provision met locally- whether that is Māori medium or English medium.
3. We support the least number of transition points between years of schooling as possible, as it is often at the transition from one school to another that Māori students disengage with the schooling system. This includes a smooth transition from Early Childhood / Kōhanga Reo to compulsory schooling.
4. We would like to see modern 21st century learning environments for all students so that students' learning is supported in the best way possible. This means giving consideration to the physical environment and teaching and learning that is responsive to Māori.



To whom it may concern

It is with grave misgivings that we learnt of the proposed merger between Yaldhurst and Gilberthorpes Schools.

As school leaders, Yaldhurst and Weedons have had a long association through our Ellesmere principals group. We have recognised our similarities in size and semi-rural backgrounds and this has led to a mutual understanding of the needs of our schools and much discussion and collaboration.

Our association with Yaldhurst School encompasses academic, cultural and sporting areas.

Three years ago, we formed a professional learning group using a quality learning circle model. This network learning community, funded by Ministry of Education, was successful because of the collegiality we built up with each other and the similarities we discovered between our two groups of students.

We worked together sharing ideas, visiting classrooms, moderating writing and learning from each other. While our focus was initially in one area of the curriculum, the similarities between our students and the students at Yaldhurst led us to consult and share in many other areas of schooling.


We also pooled our resources to fund reading recovery places for our students and this provided both schools with the expertise that we needed.

Yaldhurst school leaders have been pro-active in developing this association with our school. They led the professional learning group and were the lead school for reading recovery.


For the past three years, our two schools have competed against each other in sporting codes for the Weedons/Yaldhurst Challenge Cup. While the games have been highly competitive on the field, the children have got to know each other off the field through the protocol of an after match get together. This has taught the children much and has resulted in a mutual respect for each other. In fact when the news of Yaldhurst merger became public, our students reaction was horror. They have huge empathy for their buddies at Yaldhurst.

It goes without saying that, as a staff, we also feel empathy for our colleagues and Yaldhurst School Community. The loss of Yaldhurst Model School undervalues the great education that small semi-rural schools provide and narrows the choices parents in the area have. We feel consideration should be given to these factors.

Yours faithfully

A handwritten signature in cursive script that reads "Kathy Bell".

Kathy Bell
Principal



28 November 2012

Acting Manager
Education Curriculum and Performance
Ministry of Education
Box 2522
Christchurch

Dear

PROPOSED CLOSURE OF BURNHAM SCHOOL AND MERGER OF YALDHURST MODEL SCHOOL

The board of trustees at Weedons School is concerned at the proposed closure of Burnham School and the merger of Yaldhurst Model School with Gilberthorpe School.

Both of these schools are situated in the middle of an area undergoing enormous population growth. We are concerned that the ministry may not appreciate the pressure schools in Selwyn District and on the west of Christchurch are under as a result of massive population growth.

These areas were already growing rapidly prior to the earthquakes however in the last two years there has been a large migration of people to Selwyn District and the western suburbs of Christchurch.

Both these schools serve their local communities very well and are an integral part of the fabric of their communities. Not all pupils thrive in large schools and these schools provide an essential alternative to large urban schools.

We don't believe that the other schools in the area are in any position to cope with the sudden influx of pupils that would result from the proposed closures.

We strongly recommend that before any decisions are made on closures or mergers that the long term implications are considered.

Frank Dowle
Chairperson
Board of Trustees
Weedons School

cc Amy Adams, Kelvin Coe, Rolleston School, Clearview Primary

Weedons Ross Road, R.D. 5, Christchurch. Telephone (03) 347-8740 Fax (03) 347-7026

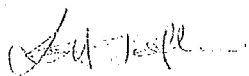
Email - office@weedons.school.nz

Mātauraka Mahaanui-Waitaha Māori Advisory Board

December 2012

It is the position of Mātauraka Mahaanui that we do not comment on specific school closure /merger proposals as we support all schools in our takiwā.

1. We strongly support the enhanced provision of quality teaching and Te Reo across all levels: Early Childhood, Kōhanga Reo, Kura Kaupapa Māori and compulsory schooling. Under no circumstances should current provision across the levels be decreased in any way whatsoever.
2. We support whānau to have the right of access to, and choice of education provision met locally- whether that is Kura Kaupapa Māori, Māori medium or English medium.
3. We support the least number of transition points between years of schooling as possible, as it is often at the transition from one school to another that Māori students disengage with the schooling system. This includes a smooth transition from Early Childhood / Kōhanga Reo to compulsory schooling.
4. We would like to see modern 21st century learning environments for all students so that students' learning is supported in the best way possible. This means giving consideration to the physical environment and teaching and learning that is responsive to Māori.



Chairperson Lynne Harata Te Aika



**Yaldhurst
Model
School**

YALDHURST MODEL SCHOOL

48 School Road, RD 6, Christchurch 7676, New Zealand

Phone/Fax +64 3 342 7933

Email secretary@yaldhurst.school.nz

Website www.yaldhurst.school.nz

Proposed merger of Yaldhurst School with Gilberthorpe School

Yaldhurst Model School is required to consult with its communities, record the feedback received, and attach it to its submission. Yaldhurst Model School welcomes your feedback.

Proposal for consultation

That Yaldhurst Model School is merged with Gilberthorpe Primary School on the Gilberthorpe site. If the Minister decides to merge the schools, the Gilberthorpe School Board will oversee the process, but in some cases the Minister may appoint a new board to oversee the process. The Board of Gilberthorpe School must prepare and discuss an implementation plan with the Ministry. Elections for a new Board of trustees for the merged school must be held with 3 months of the date of the merger. The vacated Yaldhurst property will go into a disposal process managed by the Ministry.

What are the advantages of this proposal?

None

What are the disadvantages of this proposal?

The unique feel of this amazing school will be gone.

Is the proposed Hornby education cluster the appropriate cluster for Yaldhurst School?

(NOTE: Yaldhurst has been in the Ellesmere rural schools cluster since the cluster concept was introduced, and has been working recently with Weedons School on staff's professional development and sports competitions for the children.)

No. Yaldhurst should be part of a country school cluster.

Do you have other ideas for the future of schooling in Yaldhurst and its surrounding areas?

Keep yaldhurst open and empower it to continue to grow like the amazing school it is.

This feedback is provided by:

Current: Student

Parent

Staff member

Past: Student

Parent

Staff member

Future Parent

Community member

Other:


This feedback is provided on behalf of 11 (number) people.

Date: 5/12/12

Thank you for your feedback. If emailing this please return to:

secretary@yaldhurst.school.nz

Or return to school office by: 3 December 2012



Growing Heroes!

Healthy individuals • Enthusiastic learners • Responsible citizens • Open-minded explorers



**Yaldhurst
Model
School**

YALDHURST MODEL SCHOOL

48 School Road, RD 6, Christchurch 7676, New Zealand

Phone/Fax +64 3 342 7933

Email secretary@yaldhurst.school.nz

Website www.yaldhurst.school.nz

Proposed merger of Yaldhurst School with Gilberthorpe School

Yaldhurst Model School is required to consult with its communities, record the feedback received, and attach it to its submission. Yaldhurst Model School welcomes your feedback.

Proposal for consultation

That Yaldhurst Model School is merged with Gilberthorpe Primary School on the Gilberthorpe site. If the Minister decides to merge the schools, the Gilberthorpe School Board will oversee the process, but in some cases the Minister may appoint a new board to oversee the process. The Board of Gilberthorpe School must prepare and discuss an implementation plan with the Ministry. Elections for a new Board of trustees for the merged school must be held with 3 months of the date of the merger. The vacated Yaldhurst property will go into a disposal process managed by the Ministry.

What are the advantages of this proposal?

That is exactly the question! There are no advantages with this proposed merger, from the aspect of a parent at YMS, the children, teachers & staff!!

What are the disadvantages of this proposal?

(a) The welfare of our children here in Christchurch is the utmost in my mind as a parent. This proposed merger has upset our children psychologically & physically. The need to sleep with parents, biting nails, behavioural problems, ~~but~~ ^{not} working. Yaldhurst Model School is the centre of our community & the is the proposed Hornby education cluster the appropriate cluster for Yaldhurst School? pto

(NOTE: Yaldhurst has been in the Ellesmere rural schools cluster since the cluster concept was introduced, and has been working recently with Weedons School on staff's professional development and sports competitions for the children.)

(b) Absolutely NOT! The Hornby cluster is made up of urban schools & YMS is a rural school. Oil & water do not merge! Our school is much better. pto

Do you have other ideas for the future of schooling in Yaldhurst and its surrounding areas?

(c) There will need to be an increase in classes as the trend seems that families & communities are moving south west. Why do the government see the need to break up positive schooling environments where our

This feedback is provided by:

Current: Student
 Parent
 Staff member

Past: Student
 Parent
 Staff member

Future Parent
 Community member
 Other:

This feedback is provided on behalf of 5 (number) people.

Date: 3 December 2012

Thank you for your feedback. If emailing this please return to:

secretary@yaldhurst.school.nz

Or return to school office by: 3 December 2012



Growing Heroes!

Healthy individuals • Enthusiastic learners • Responsible citizens • Open-minded explorers

(a) government (Ministry of Education) is threatening to take this away from our children with this "proposed merger".

• Our right as a parent to be able to "choose" where our children are educated ~~are~~ also being taken away from us. This choice is also referred to in the National Party's Education Policy.

• There should be more representation on the merger process (if it goes ahead) from Yaldhurst Model School. It seems to be very one sided.

(b) aligned with the Ellesmere cluster. Like schools with like environments.

(c) children are thriving confuses me. There are new subdivisions opening in our area. Areas south west of YMS (West Melton) school is full & children are going to need to get their education close by. YMS is a school for the future. It needs to stay open; there is no choice.



Yaldhurst
Model
School

YALDHURST MODEL SCHOOL

48 School Road, RD 6, Christchurch 7676, New Zealand

Phone/Fax +64 3 342 7933

Email secretary@yaldhurst.school.nz

Website www.yaldhurst.school.nz

Proposed merger of Yaldhurst School with Gilberthorpe School

Yaldhurst Model School is required to consult with its communities, record the feedback received, and attach it to its submission. Yaldhurst Model School welcomes your feedback.

Proposal for consultation

That Yaldhurst Model School is merged with Gilberthorpe Primary School on the Gilberthorpe site. If the Minister decides to merge the schools, the Gilberthorpe School Board will oversee the process, but in some cases the Minister may appoint a new board to oversee the process. The Board of Gilberthorpe School must prepare and discuss an implementation plan with the Ministry. Elections for a new Board of trustees for the merged school must be held with 3 months of the date of the merger. The vacated Yaldhurst property will go into a disposal process managed by the Ministry.

What are the advantages of this proposal?

THERE ARE NO ADVANTAGES

What are the disadvantages of this proposal?

YALDHURST WILL LOSE ITS STRONG COMMUNITY AND A UNIQUE COUNTRY SCHOOL THAT SUPPORTS ITS SPECIAL NEEDS STUDENTS (THAT IS VERY RARE)

Is the proposed Hornby education cluster the appropriate cluster for Yaldhurst School?

(NOTE: Yaldhurst has been in the Ellesmere rural schools cluster since the cluster concept was introduced, and has been working recently with Weedons School on staff's professional development and sports competitions for the children.)

NO YALDHURST IS A RURAL SCHOOL!

Do you have other ideas for the future of schooling in Yaldhurst and its surrounding areas?

LET YALDHURST STAY OPEN OUR SCHOOL IS AT THE HEART OF OUR COMMUNITY IN A GROWING AND THRIVING AREA. WE ARE ALSO YEAR 1-8 THIS IS WHAT OUR FAMILIES WANT.

This feedback is provided by:

Current: Student

Parent

Staff member

Past: Student

Parent

Staff member

Future Parent

Community member

Other:

This feedback is provided on behalf of 5 (number) people.

Date: 5/12/12

Thank you for your feedback. If emailing this please return to:

secretary@yaldhurst.school.nz

Or return to school office by: 3 December 2012



Growing Heroes!

Healthy individuals • Enthusiastic learners • Responsible citizens • Open-minded explorers



Yaldhurst
Model
School

YALDHURST MODEL SCHOOL

48 School Road, RD 6, Christchurch 7676, New Zealand

Phone/Fax +64 3 342 7933

Email secretary@yaldhurst.school.nz

Website www.yaldhurst.school.nz

Proposed merger of Yaldhurst School with Gilberthorpe School

Yaldhurst Model School is required to consult with its communities, record the feedback received, and attach it to its submission. Yaldhurst Model School welcomes your feedback.

Proposal for consultation

That Yaldhurst Model School is merged with Gilberthorpe Primary School on the Gilberthorpe site. If the Minister decides to merge the schools, the Gilberthorpe School Board will oversee the process, but in some cases the Minister may appoint a new board to oversee the process. The Board of Gilberthorpe School must prepare and discuss an implementation plan with the Ministry. Elections for a new Board of trustees for the merged school must be held with 3 months of the date of the merger. The vacated Yaldhurst property will go into a disposal process managed by the Ministry.

What are the advantages of this proposal?

- A LOWER DECILE SCHOOL RECEIVES A SOCIAL AND ECONOMIC BOOST FROM THE CHILDREN & FAMILIES OF OUR SCHOOL.
 - COST OF MAINTAINING ONE SCHOOL SITE VS TWO.
 - FREES UP YALDHURST SCHOOL SITE LAND FOR POTENTIAL SALE.
 - DESTRUCTION OF THE UNIQUE CULTURE AND COMMUNITY OF OUR SCHOOL.
 - CHILDREN WHO ARE NOW MOSTLY SETTLED AFTER EARTHQUAKES BEING PUT THROUGH UPHEAVAL AND PLACED INTO A DIFFERENT ...
- What are the disadvantages of this proposal?
- IS THE PROPOSED HORNBY EDUCATION CLUSTER THE APPROPRIATE CLUSTER FOR YALDHURST SCHOOL?

(NOTE: Yaldhurst has been in the Ellesmere rural schools cluster since the cluster concept was introduced, and has been working recently with Weedons School on staff's professional development and sports competitions for the children.)

PTO

NO

Do you have other ideas for the future of schooling in Yaldhurst and its surrounding areas?

- YALDHURST MODEL SCHOOL RETAINED + ALLOWED TO GROW.
- IF NECESSARY GILBERTHORPE SCHOOL MERGED WITH ANOTHER MORE SIMILAR SCHOOL IN HORNBY CLUSTER.

This feedback is provided by:

Current: Student	Past: Student	Future Parent
Parent	Parent	Community member
Staff member	Staff member	Other:


This feedback is provided on behalf of 1 (number) people.

Date: 3 DEC 2012

Thank you for your feedback. If emailing this please return to:

secretary @yaldhurst.school.nz

Or return to school office by: 3 December 2012



Growing Heroes!

Healthy individuals • Enthusiastic learners • Responsible citizens • Open-minded explorers

1 CONTINUED FROM OVER.

... AND POTENTIALLY DETRIMENTAL ENVIRONMENT.

- HIGHER PERFORMING SCHOOL PLACED INTO LOWER PERFORMING SCHOOL WITH RESOURCES BEING FOCUSED ON LOWER PERFORMING KIDS, ADVERSELY AFFECTING MY CHILDRENS EDUCATION.
- LOSS OF JOBS - EXCELLENT TEACHERS WHO WORK WELL TOGETHER + WITH PARENTS.
- FAILURE OF CURRENT PROPOSAL AS YALDHURST FAMILIES WITHDRAW FROM NEW MERGED SCHOOL.
- LOSS OF WELL PERFORMING BOARD WITH COMMITTED MEMBERS.
- LOSS OF EXCELLENT PTA & FUNDRAISING.
- ONE MORE SCHOOL + COMMUNITY POOL CLOSED.
- CHILDREN INVOLVED IN SCHOOL MERGER WILL UNDOUBTEDLY SUFFER A LOSS IN QUALITY OF EDUCATION DURING TRANSITION PHASE WHICH MAY TAKE 2 OR MORE YEARS.
- RISK OF CREATING A 'THEM & US' CULTURE BY MERGING 2 VERY DIFFERENT SCHOOLS. I HAVE SEEN MERGERS IN THE WORK PLACE AND IT TOOK A LONG TIME TO OVERCOME THE ANIMOSITY - PEOPLE ARE FAR MORE EMOTIVE REGARDING THEIR CHILDREN!



**Yaldhurst
Model
School**

YALDHURST MODEL SCHOOL

48 School Road, RD 6, Christchurch 7676, New Zealand

Phone/Fax +64 3 342 7933

Email secretary@yaldhurst.school.nz

Website www.yaldhurst.school.nz

Proposed merger of Yaldhurst School with Gilberthorpe School

Yaldhurst Model School is required to consult with its communities, record the feedback received, and attach it to its submission. Yaldhurst Model School welcomes your feedback.

Proposal for consultation

That Yaldhurst Model School is merged with Gilberthorpe Primary School on the Gilberthorpe site. If the Minister decides to merge the schools, the Gilberthorpe School Board will oversee the process, but in some cases the Minister may appoint a new board to oversee the process. The Board of Gilberthorpe School must prepare and discuss an implementation plan with the Ministry. Elections for a new Board of trustees for the merged school must be held with 3 months of the date of the merger. The vacated Yaldhurst property will go into a disposal process managed by the Ministry.

What are the advantages of this proposal?

Cannot see any

What are the disadvantages of this proposal?

There will be no more school in Yaldhurst, closing a forward thinking, positive, nurturing creating healthy individuals, enthusiastic learners, decent citizens for the future this would be really sad to not have this in our community. Yaldhurst school is an important part of the community. Unique culture taken away.

Is the proposed Hornby education cluster the appropriate cluster for Yaldhurst School?

(NOTE: Yaldhurst has been in the Ellesmere rural schools cluster since the cluster concept was introduced, and has been working recently with Weedons School on staff's professional development and sports competitions for the children.) *Not appropriate to be in the cluster as Hornby is not considered part of Yaldhurst, Hornby is out of zone to Yaldhurst. I will not put my child to Gilberthorpes for the reason that it has great big power lines a busy roads I do not like that I will look for another country school a travel the distance if I have to if merger happens which I'm sure will not.*

Do you have other ideas for the future of schooling in Yaldhurst and its surrounding areas?

Yaldhurst is growing bigger a stronger with 3 subdivisions with 100 plus houses a more in the future. As Yaldhurst is a full primary school year 1-8 a Gilberthorpes year 1-6 a Hornby year 1-6 seems like that would make a better merge as they are both small schools a This feedback is provided by: close to each other a Yaldhurst should stand alone a continue to shine.

Current: Student
Parent
Staff member

Past: Student
Parent
Staff member

Future Parent
Community member
Other:


This feedback is provided on behalf of 1 (number) people.

Date: 4.12.12

Thank you for your feedback. If emailing this please return to:

secretary@yaldhurst.school.nz

Or return to school office by: 3 December 2012



Growing Heroes!

Healthy individuals • Enthusiastic learners • Responsible citizens • Open-minded explorers



**Yaldhurst
Model
School**

YALDHURST MODEL SCHOOL

48 School Road, RD 6, Christchurch 7676, New Zealand
Phone/Fax +64 3 342 7933
Email secretary@yaldhurst.school.nz
Website www.yaldhurst.school.nz

Proposed merger of Yaldhurst School with Gilberthorpe School

Yaldhurst Model School is required to consult with its communities, record the feedback received, and attach it to its submission. Yaldhurst Model School welcomes your feedback.

Proposal for consultation

That Yaldhurst Model School is merged with Gilberthorpe Primary School on the Gilberthorpe site. If the Minister decides to merge the schools, the Gilberthorpe School Board will oversee the process, but in some cases the Minister may appoint a new board to oversee the process. The Board of Gilberthorpe School must prepare and discuss an implementation plan with the Ministry. Elections for a new Board of trustees for the merged school must be held with 3 months of the date of the merger. The vacated Yaldhurst property will go into a disposal process managed by the Ministry.

What are the advantages of this proposal?

From our point of view there are no advantages to Yaldhurst Model School and its community.

What are the disadvantages of this proposal?

This proposal seeks to remove choices from parents as to where their children go to school. It will be detrimental to the wider Yaldhurst community especially as the area is growing with subdivisions. This proposal seeks to combine two very different communities. These will not integrate and may in fact be detrimental to the Gilberthorpe community as well. We will have to travel further afield to another rural school.

Is the proposed Hornby education cluster the appropriate cluster for Yaldhurst School?

(NOTE: Yaldhurst has been in the Ellesmere rural schools cluster since the cluster concept was introduced, and has been working recently with Weedons School on staff's professional development and sports competitions for the children.)

No the Hornby cluster is not appropriate for Yaldhurst School. Yaldhurst is a rural community school and benefits from belonging to the Ellesmere cluster

Do you have other ideas for the future of schooling in Yaldhurst and its surrounding areas?

- Work on strengthening relationships within the Ellesmere cluster for collaboration for both students & staff.

This feedback is provided by:

Current: Student
 Parent
 Staff member

Past: Student
 Parent
 Staff member

Future Parent
 Community member
 Other:

This feedback is provided on behalf of 6 (number) people.

Date: 4/12/12


Thank you for your feedback. If emailing this please return to:

secretary@yaldhurst.school.nz

Or return to school office by: 3 December 2012

Growing Heroes!

Healthy individuals • Enthusiastic learners • Responsible citizens • Open-minded explorers





Yaldhurst
Model
School

YALDHURST MODEL SCHOOL

48 School Road, RD 6, Christchurch 7676, New Zealand

Phone/Fax +64 3 342 7933

Email secretary@yaldhurst.school.nz

Website www.yaldhurst.school.nz

Proposed merger of Yaldhurst School with Gilberthorpe School

Yaldhurst Model School is required to consult with its communities, record the feedback received, and attach it to its submission. Yaldhurst Model School welcomes your feedback.

Proposal for consultation

That Yaldhurst Model School is merged with Gilberthorpe Primary School on the Gilberthorpe site. If the Minister decides to merge the schools, the Gilberthorpe School Board will oversee the process, but in some cases the Minister may appoint a new board to oversee the process. The Board of Gilberthorpe School must prepare and discuss an implementation plan with the Ministry. Elections for a new Board of trustees for the merged school must be held with 3 months of the date of the merger. The vacated Yaldhurst property will go into a disposal process managed by the Ministry.

What are the advantages of this proposal?

* There are NO advantages to YMS, the staff, the students or the community.

* If the only foreseeable advantage is to the Government then we have a poor representation in the Education Ministry.

What are the disadvantages of this proposal?

* Disruption to current developmental relationships between teaching staff and pupils.

* Children will be lost to enlarged city school environment.

* Staff will lose jobs; these teachers are some of the very best, the culture and education and community spirit they have built is beyond compare.

Is the proposed Hornby education cluster the appropriate cluster for Yaldhurst School?

(NOTE: Yaldhurst has been in the Ellesmere rural schools cluster since the cluster concept was introduced, and has been working recently with Weedons School on staff's professional development and sports competitions for the children.)

NO * This is a country school the students and community belonging to YMS have come to YMS for this reason.

* There are totally different cultures and environments in town schools.

Do you have other ideas for the future of schooling in Yaldhurst and its surrounding areas?

* Perhaps if there have to be changes, let it be between YMS and the other nearby country schools.

* You could have the first few grades going to one school like Weedons then up to High school at YMS.

This feedback is provided by:

Current: Student
Parent
Staff member

Past: Student
Parent
Staff member

Future Parent
Community member
Other:

This feedback is provided on behalf of 3 (number) people.

Date: 22/11/12



Thank you for your feedback. If emailing this please return to:


secretary@yaldhurst.school.nz


Or return to school office by: 3 December 2012

There ARE BETTER options
Than Closing This School!

Growing Heroes!

Healthy individuals • Enthusiastic learners • Responsible citizens • Open-minded explorers





**Yaldhurst
Model
School**

YALDHURST MODEL SCHOOL

48 School Road, RD 6, Christchurch 7676, New Zealand

Phone/Fax +64 3 342 7933

Email secretary@yaldhurst.school.nz

Website www.yaldhurst.school.nz

Proposed merger of Yaldhurst School with Gilberthorpe School

Yaldhurst Model School is required to consult with its communities, record the feedback received, and attach it to its submission. Yaldhurst Model School welcomes your feedback.

Proposal for consultation

That Yaldhurst Model School is merged with Gilberthorpe Primary School on the Gilberthorpe site. If the Minister decides to merge the schools, the Gilberthorpe School Board will oversee the process, but in some cases the Minister may appoint a new board to oversee the process. The Board of Gilberthorpe School must prepare and discuss an implementation plan with the Ministry. Elections for a new Board of trustees for the merged school must be held with 3 months of the date of the merger. The vacated Yaldhurst property will go into a disposal process managed by the Ministry.

What are the advantages of this proposal?

There are no advantages obvious.

What are the disadvantages of this proposal? *The two schools proposed to merge are not compatible. Gilberthorpe is very urban and would naturally fit the Hornby cluster. Yaldhurst is essentially a rural school and has developed programmes to suit. Their parent support base reflects this strongly.*

Is the proposed Hornby education cluster the appropriate cluster for Yaldhurst School?

(NOTE: Yaldhurst has been in the Ellesmere rural schools cluster since the cluster concept was introduced, and has been working recently with Weedons School on staff's professional development and sports competitions for the children.)

The natural cluster for Yaldhurst lies within the Ellesmere cluster. They already enjoy strong contacts with Weedons and West Melton

Do you have other ideas for the future of schooling in Yaldhurst and its surrounding areas?

Build on the excellent programmes for Yaldhurst children at Yaldhurst School. Socially and academically the School enjoys great success. Strengthen and encourage their ~~contacts~~ rural contacts with Weedons, West Melton and the wider Ellesmere cluster.

This feedback is provided by:

Current: Student
Parent
Staff member

Past: Student
Parent
Staff member

Future Parent
Community member

Other: *GRANDPARENT*

This feedback is provided on behalf of 7 (number) people.

Date: 29/11/2012


Thank you for your feedback. If emailing this please return to:

secretary@yaldhurst.school.nz

Or return to school office by: 3 December 2012

Growing Heroes!

Healthy Individuals • Enthusiastic learners • Responsible citizens • Open-minded explorers





Yaldhurst
Model
School

YALDHURST MODEL SCHOOL

48 School Road, RD 6, Christchurch 7676, New Zealand
Phone/Fax +64 3 342 7933
Email secretary@yaldhurst.school.nz
Website www.yaldhurst.school.nz

Proposed merger of Yaldhurst School with Gilberthorpe School

Yaldhurst Model School is required to consult with its communities, record the feedback received, and attach it to its submission. Yaldhurst Model School welcomes your feedback.

Proposal for consultation

That Yaldhurst Model School is merged with Gilberthorpe Primary School on the Gilberthorpe site. If the Minister decides to merge the schools, the Gilberthorpe School Board will oversee the process, but in some cases the Minister may appoint a new board to oversee the process. The Board of Gilberthorpe School must prepare and discuss an implementation plan with the Ministry. Elections for a new Board of trustees for the merged school must be held with 3 months of the date of the merger. The vacated Yaldhurst property will go into a disposal process managed by the Ministry.

What are the advantages of this proposal?

None !!

What are the disadvantages of this proposal?

Taking our Children out of what they know and love. My kids have been torn apart due to earthquakes and now this merger! not happy!!

Is the proposed Hornby education cluster the appropriate cluster for Yaldhurst School?

(NOTE: Yaldhurst has been in the Ellesmere rural schools cluster since the cluster concept was introduced, and has been working recently with Weedons School on staff's professional development and sports competitions for the children.)

Don't want to put my Grandchildren in any off the hornby area schools, thats why we are in Yaldhurst

Do you have other ideas for the future of schooling in Yaldhurst and its surrounding areas?

Keep Yaldhurst open for us and our Community!!

This feedback is provided by:

Current: Student

Parent

Staff member

Past: Student

Parent

Staff member

Future Parent

Community member

Other:

This feedback is provided on behalf of 9 (number) people.

Date: 5/12/12

Thank you for your feedback. If emailing this please return to:

secretary @yaldhurst.school.nz

Or return to school office by: 3 December 2012



Growing Heroes!

Healthy individuals • Enthusiastic learners • Responsible citizens • Open-minded explorers

is for as I can tell no one from Yaldhurst school will put their kids into Gilberthorpes
The merger is really a big waste of time and money.



**Yaldhurst
Model
School**

YALDHURST MODEL SCHOOL

48 School Road, RD 6, Christchurch 7676, New Zealand

Phone/Fax +64 3 342 7933

Email secretary@yaldhurst.school.nz

Website www.yaldhurst.school.nz

Proposed merger of Yaldhurst School with Gilberthorpe School

Yaldhurst Model School is required to consult with its communities, record the feedback received, and attach it to its submission. Yaldhurst Model School welcomes your feedback.

Proposal for consultation

That Yaldhurst Model School is merged with Gilberthorpe Primary School on the Gilberthorpe site. If the Minister decides to merge the schools, the Gilberthorpe School Board will oversee the process, but in some cases the Minister may appoint a new board to oversee the process. The Board of Gilberthorpe School must prepare and discuss an implementation plan with the Ministry. Elections for a new Board of trustees for the merged school must be held with 3 months of the date of the merger. The vacated Yaldhurst property will go into a disposal process managed by the Ministry.

What are the advantages of this proposal?

None for Yaldhurst School pupils or their families.

What are the disadvantages of this proposal?

Yaldhurst is a rural school with a very supportive parent and community, just down the road from home. Gilberthorpe an urban school many kms away. Larger numbers don't make better education - leaving great teachers, and strong programmes is detrimental to all children.

Is the proposed Hornby education cluster the appropriate cluster for Yaldhurst School?

(NOTE: Yaldhurst has been in the Ellesmere rural schools cluster since the cluster concept was introduced, and has been working recently with Weedons School on staff's professional development and sports competitions for the children.)

No, Yaldhurst pupils would not feel comfortable or happy working with urban school cluster.

Do you have other ideas for the future of schooling in Yaldhurst and its surrounding areas?

To recognise Yaldhurst as a rural school and to continue to develop its educational programmes along with other local rural schools, within the Ellesmere cluster. Recognised as an excellent school, growth will come from housing development just down the road.

This feedback is provided by:

Current: Student	Past: Student	Future Parent
Parent	Parent	Community member
Staff member	Staff member	Other: Grandparent

This feedback is provided on behalf of 2 (number) people.

Date: 29/11/2012

Thank you for your feedback. If emailing this please return to:

secretary@yaldhurst.school.nz

Or return to school office by: 3 December 2012

Growing Heroes!

Healthy Individuals • Enthusiastic learners • Responsible citizens • Open-minded explorers





**Yaldhurst
Model
School**

YALDHURST MODEL SCHOOL

48 School Road, RD 6, Christchurch 7676, New Zealand

Phone/Fax +64 3 342 7933

Email secretary@yaldhurst.school.nz

Website www.yaldhurst.school.nz

Proposed merger of Yaldhurst School with Gilberthorpe School

Yaldhurst Model School is required to consult with its communities, record the feedback received, and attach it to its submission. Yaldhurst Model School welcomes your feedback.

Proposal for consultation

That Yaldhurst Model School is merged with Gilberthorpe Primary School on the Gilberthorpe site. If the Minister decides to merge the schools, the Gilberthorpe School Board will oversee the process, but in some cases the Minister may appoint a new board to oversee the process. The Board of Gilberthorpe School must prepare and discuss an implementation plan with the Ministry. Elections for a new Board of trustees for the merged school must be held with 3 months of the date of the merger. The vacated Yaldhurst property will go into a disposal process managed by the Ministry.

What are the advantages of this proposal?

- Yaldhurst School no longer under flightpath
- Socio-economic mix

What are the disadvantages of this proposal?

- Both schools lose their identity and traditions
- Higher decile/low decile merger - different values/expectations. Does not appear to be a natural fit
- Gilberthorpe is a low decile school and receives additional funding to meet the needs of a diverse group of learners. A merger would lift the decile rating reducing funding that is currently targetted for these children with special learning needs
- There would be significant travel issues for some Yaldhurst families to reach the new school
- There is a lot of anxiety, cynicism and distrust of the Ministry and Hekia Parata at this time. MoE data is inaccurate and the rationale does not 'stack up'. How do these proposals benefit children's learning?

Is the proposed Hornby education cluster the appropriate cluster for Yaldhurst School?

(NOTE: Yaldhurst has been in the Ellesmere rural schools cluster since the cluster concept was introduced, and has been working recently with Weedons School on staff's professional development and sports competitions for the children.)

- No. The Hornby Networked Learning Community (HNLC) has been operating for two years. Due to its location and relationships with neighbouring schools, Yaldhurst was not a natural fit for the HNLC.

Do you have other ideas for the future of schooling in Yaldhurst and its surrounding areas?

- Leave them alone to continue the good job they are doing educating children from the Yaldhurst community.

This feedback is provided by:

Current: Student

Parent

Staff member

Past: Student

Parent

Staff member

Future Parent

Community member

Other:

Another school

This feedback is provided on behalf of 20 (number) people.

Date: 3.12.2012

Thank you for your feedback. If emailing this please return to:





Yaldhurst
Model
School

YALDHURST MODEL SCHOOL

48 School Road, RD 6, Christchurch 7676, New Zealand

Phone/Fax +64 3 342 7933

Email secretary@yaldhurst.school.nz

Website www.yaldhurst.school.nz

Proposed merger of Yaldhurst School with Gilberthorpe School

Yaldhurst Model School is required to consult with its communities, record the feedback received, and attach it to its submission. Yaldhurst Model School welcomes your feedback.

Proposal for consultation

That Yaldhurst Model School is merged with Gilberthorpe Primary School on the Gilberthorpe site. If the Minister decides to merge the schools, the Gilberthorpe School Board will oversee the process, but in some cases the Minister may appoint a new board to oversee the process. The Board of Gilberthorpe School must prepare and discuss an implementation plan with the Ministry. Elections for a new Board of trustees for the merged school must be held with 3 months of the date of the merger. The vacated Yaldhurst property will go into a disposal process managed by the Ministry.

What are the advantages of this proposal?

" None None "

What are the disadvantages of this proposal?

Destroying our loving, caring, school.
Staff knowing our children - helping and going the extra mile!!

Is the proposed Hornby education cluster the appropriate cluster for Yaldhurst School?

(NOTE: Yaldhurst has been in the Ellesmere rural schools cluster since the cluster concept was introduced, and has been working recently with Weedons School on staff's professional development and sports competitions for the children.)

No.

Do you have other ideas for the future of schooling in Yaldhurst and its surrounding areas?

New sub divisions are being built.
People will go the extra mile to come to our lovely school. There is a growth here and coming!
This feedback is provided by: We are a country school!!

Current: Student
 Parent
 Staff member

Past: Student
 Parent
 Staff member


Future Parent
 Community member
 Other:

This feedback is provided on behalf of 4 (number) people.

Date: 5/12/12

Thank you for your feedback. If emailing this please return to:
secretary@yaldhurst.school.nz

Or return to school office by: 3 December 2012



Growing Heroes!

Healthy individuals • Enthusiastic learners • Responsible citizens • Open-minded explorers



**Yaldhurst
Model
School**

YALDHURST MODEL SCHOOL

48 School Road, RD 6, Christchurch 7676, New Zealand

Phone/Fax +64 3 342 7933

Email secretary@yaldhurst.school.nz

Website www.yaldhurst.school.nz

Proposed merger of Yaldhurst School with Gilberthorpe School

Yaldhurst Model School is required to consult with its communities, record the feedback received, and attach it to its submission. Yaldhurst Model School welcomes your feedback.

Proposal for consultation

That Yaldhurst Model School is merged with Gilberthorpe Primary School on the Gilberthorpe site. If the Minister decides to merge the schools, the Gilberthorpe School Board will oversee the process, but in some cases the Minister may appoint a new board to oversee the process. The Board of Gilberthorpe School must prepare and discuss an implementation plan with the Ministry. Elections for a new Board of trustees for the merged school must be held with 3 months of the date of the merger. The vacated Yaldhurst property will go into a disposal process managed by the Ministry.

What are the advantages of this proposal?

None

What are the disadvantages of this proposal?

Losing such a wonderful community - most will go else where -
YMS has strong educational programmes and these will be lost.

Is the proposed Hornby education cluster the appropriate cluster for Yaldhurst School?

(NOTE: Yaldhurst has been in the Ellesmere rural schools cluster since the cluster concept was introduced, and has been working recently with Weedons School on staff's professional development and sports competitions for the children.)

No: We are more in tune with Ellesmere Cluster
Weedons School is part of our sports programme

Do you have other ideas for the future of schooling in Yaldhurst and its surrounding areas?

Yaldhurst is in an area of housing growth. Can't understand reasoning.

This feedback is provided by:

Current: Student

Parent

Staff member

Past: Student

Parent

Staff member

Future Parent

Community member

Other:


This feedback is provided on behalf of 4 (number) people.

Date: 5th Dec 2012

Thank you for your feedback. If emailing this please return to:

secretary@yaldhurst.school.nz

Or return to school office by: 3 December 2012



Growing Heroes!

Healthy individuals • Enthusiastic learners • Responsible citizens • Open-minded explorers



**Yaldhurst
Model
School**

YALDHURST MODEL SCHOOL

48 School Road, RD 6, Christchurch 7676, New Zealand
Phone/Fax +64 3 342 7933
Email secretary@yaldhurst.school.nz
Website www.yaldhurst.school.nz

Proposed merger of Yaldhurst School with Gilberthorpe School

Yaldhurst Model School is required to consult with its communities, record the feedback received, and attach it to its submission. Yaldhurst Model School welcomes your feedback.

Proposal for consultation

That Yaldhurst Model School is merged with Gilberthorpe Primary School on the Gilberthorpe site. If the Minister decides to merge the schools, the Gilberthorpe School Board will oversee the process, but in some cases the Minister may appoint a new board to oversee the process. The Board of Gilberthorpe School must prepare and discuss an implementation plan with the Ministry. Elections for a new Board of trustees for the merged school must be held with 3 months of the date of the merger. The vacated Yaldhurst property will go into a disposal process managed by the Ministry.

What are the advantages of this proposal?

Easier for the Ministry of Education.

What are the disadvantages of this proposal?

That the nature of a small country school is lost - that the inclusive nature of a school that has learnt N.Z.S.L. ~~is~~ for 3 1/2 years is lost, and the students lose their ability to sign.

Is the proposed Hornby education cluster the appropriate cluster for Yaldhurst School?

(NOTE: Yaldhurst has been in the Ellesmere rural schools cluster since the cluster concept was introduced, and has been working recently with Weedons School on staff's professional development and sports competitions for the children.)

No.

Do you have other ideas for the future of schooling in Yaldhurst and its surrounding areas?

I would develop Yaldhurst as a slightly larger but still small and caring school that welcomes diversity - - Combine Hornby + Gilberthorpe.

This feedback is provided by:

Current: Student
Parent
Staff member

Past: Student
Parent
Staff member


Future Parent
Community member
Other:

This feedback is provided on behalf of 2 (number) people.

Date: 5/11/12

Thank you for your feedback. If emailing this please return to:
secretary @yaldhurst.school.nz

Or return to school office by: 3 December 2012



Growing Heroes!

Healthy individuals • Enthusiastic learners • Responsible citizens • Open-minded explorers



**Yaldhurst
Model
School**

YALDHURST MODEL SCHOOL

48 School Road, RD 6, Christchurch 7676, New Zealand

Phone/Fax +64 3 342 7933

Email secretary@yaldhurst.school.nz

Website www.yaldhurst.school.nz

Proposed merger of Yaldhurst School with Gilberthorpe School

Yaldhurst Model School is required to consult with its communities, record the feedback received, and attach it to its submission. Yaldhurst Model School welcomes your feedback.

Proposal for consultation

That Yaldhurst Model School is merged with Gilberthorpe Primary School on the Gilberthorpe site. If the Minister decides to merge the schools, the Gilberthorpe School Board will oversee the process, but in some cases the Minister may appoint a new board to oversee the process. The Board of Gilberthorpe School must prepare and discuss an implementation plan with the Ministry. Elections for a new Board of trustees for the merged school must be held with 3 months of the date of the merger. The vacated Yaldhurst property will go into a disposal process managed by the Ministry.

What are the advantages of this proposal?

There are NO advantages for this Proposal.

What are the disadvantages of this proposal?

Yaldhurst school would lose its "country" appeal, its uniqueness, and the community that supports our "special" students.

Is the proposed Hornby education cluster the appropriate cluster for Yaldhurst School?

(NOTE: Yaldhurst has been in the Ellesmere rural schools cluster since the cluster concept was introduced, and has been working recently with Weedons School on staff's professional development and sports competitions for the children.)

NO, Yaldhurst should be included in the rural schools cluster, as it is a rural school.

Do you have other ideas for the future of schooling in Yaldhurst and its surrounding areas?

No, I propose that you keep Yaldhurst School exactly as it is, as we are a lovely, growing, and unique school.

This feedback is provided by:

Current: Student

Parent

Staff member

Past: Student

Parent

Staff member

Future Parent

Community member

Other:


This feedback is provided on behalf of 3 (number) people.

Date: 5 Dec 2012

Thank you for your feedback. If emailing this please return to:

secretary@yaldhurst.school.nz

Or return to school office by: 3 December 2012



Growing Heroes!

Healthy individuals • Enthusiastic learners • Responsible citizens • Open-minded explorers



Yaldhurst
Model
School

YALDHURST MODEL SCHOOL

48 School Road, RD 6, Christchurch 7676, New Zealand

Phone/Fax +64 3 342 7933

Email secretary@yaldhurst.school.nz

Website www.yaldhurst.school.nz

Proposed merger of Yaldhurst School with Gilberthorpe School

Yaldhurst Model School is required to consult with its communities, record the feedback received, and attach it to its submission. Yaldhurst Model School welcomes your feedback.

Proposal for consultation

That Yaldhurst Model School is merged with Gilberthorpe Primary School on the Gilberthorpe site. If the Minister decides to merge the schools, the Gilberthorpe School Board will oversee the process, but in some cases the Minister may appoint a new board to oversee the process. The Board of Gilberthorpe School must prepare and discuss an implementation plan with the Ministry. Elections for a new Board of trustees for the merged school must be held with 3 months of the date of the merger. The vacated Yaldhurst property will go into a disposal process managed by the Ministry.

What are the advantages of this proposal?

None

What are the disadvantages of this proposal?

Bigger classes, no country atmosphere.
our children become numbers.

Is the proposed Hornby education cluster the appropriate cluster for Yaldhurst School?

(NOTE: Yaldhurst has been in the Ellesmere rural schools cluster since the cluster concept was introduced, and has been working recently with Weedons School on staff's professional development and sports competitions for the children.)

No we are a rural school

Do you have other ideas for the future of schooling in Yaldhurst and its surrounding areas?

merge Hornby and Gilberthorpes school

This feedback is provided by:

Current: Student

Parent

Staff member

Past: Student

Parent

Staff member

Future Parent

Community member

Other:

This feedback is provided on behalf of 2 (number) people.

Date: 5.12.12

Thank you for your feedback. If emailing this please return to:

secretary@yaldhurst.school.nz

Or return to school office by: 3 December 2012

Growing Heroes!

Healthy individuals • Enthusiastic learners • Responsible citizens • Open-minded explorers





**Yaldhurst
Model
School**

YALDHURST MODEL SCHOOL

48 School Road, RD 6, Christchurch 7676, New Zealand

Phone/Fax +64 3 342 7933

Email secretary@yaldhurst.school.nz

Website www.yaldhurst.school.nz

Proposed merger of Yaldhurst School with Gilberthorpe School

Yaldhurst Model School is required to consult with its communities, record the feedback received, and attach it to its submission. Yaldhurst Model School welcomes your feedback.

Proposal for consultation

That Yaldhurst Model School is merged with Gilberthorpe Primary School on the Gilberthorpe site. If the Minister decides to merge the schools, the Gilberthorpe School Board will oversee the process, but in some cases the Minister may appoint a new board to oversee the process. The Board of Gilberthorpe School must prepare and discuss an implementation plan with the Ministry. Elections for a new Board of trustees for the merged school must be held with 3 months of the date of the merger. The vacated Yaldhurst property will go into a disposal process managed by the Ministry.

What are the advantages of this proposal?

There are no advantages to this proposal. Merging a decile 7 country school with a decile 2 city school does not make sense. The parents and community of our school have made it very clear that this is the type of school they want to send their children to.

What are the disadvantages of this proposal?

Parents lose the choice to send their children to a typical kivi & country school, loss of our community, merging with a decile 2 school would mean their loss of social worker & support staff for children they will continue to educate -> should their decile change, loss of all the hard work, school

Is the proposed Hornby education cluster the appropriate cluster for Yaldhurst School?

(NOTE: Yaldhurst has been in the Ellesmere rural schools cluster since the cluster concept was introduced, and has been working recently with Weedons School on staff's professional development and sports competitions for the children.)

No - we should be in a cluster of schools with similar demographics and issues. e.g. Darfield or Rolleston cluster. values & school curriculum that we've spent years developing.

Do you have other ideas for the future of schooling in Yaldhurst and its surrounding areas?

we have room for more classrooms on our land. why not let us grow ~ while retaining our country character. we have enough land to double in size and we have proven national standards results and an exceptional teaching team. we deserve to stay / open.

This feedback is provided by:

Current: Student

Parent

Staff member

Past: Student

Parent

Staff member

Future Parent

Community member

Other:

This feedback is provided on behalf of 2 (number) people.

Date: 2 Dec 2012

Thank you for your feedback. If emailing this please return to:

secretary@yaldhurst.school.nz

Or return to school office by: 3 December 2012

Growing Heroes!

Healthy Individuals • Enthusiastic learners • Responsible citizens • Open-minded explorers





Yaldhurst
Model
School

YALDHURST MODEL SCHOOL

48 School Road, RD 6, Christchurch 7676, New Zealand
Phone/Fax +64 3 342 7933
Email secretary@yaldhurst.school.nz
Website www.yaldhurst.school.nz

Proposed merger of Yaldhurst School with Gilberthorpe School

Yaldhurst Model School is required to consult with its communities, record the feedback received, and attach it to its submission. Yaldhurst Model School welcomes your feedback.

Proposal for consultation

That Yaldhurst Model School is merged with Gilberthorpe Primary School on the Gilberthorpe site. If the Minister decides to merge the schools, the Gilberthorpe School Board will oversee the process, but in some cases the Minister may appoint a new board to oversee the process. The Board of Gilberthorpe School must prepare and discuss an implementation plan with the Ministry. Elections for a new Board of trustees for the merged school must be held with 3 months of the date of the merger. The vacated Yaldhurst property will go into a disposal process managed by the Ministry.

What are the advantages of this proposal?

NONE!!!

What are the disadvantages of this proposal?

* Children miss out on leaving to sign
* its a great place for the kids and they actually want to go to school

Is the proposed Hornby education cluster the appropriate cluster for Yaldhurst School?

(NOTE: Yaldhurst has been in the Ellesmere rural schools cluster since the cluster concept was introduced, and has been working recently with Weedons School on staff's professional development and sports competitions for the children.)

No its not!!!

Do you have other ideas for the future of schooling in Yaldhurst and its surrounding areas?

* Don't change nothing its perfect as it is!!

This feedback is provided by:

Current: Student
Parent
Staff member

Past: Student
Parent
Staff member


Future Parent
Community member
Other:

This feedback is provided on behalf of 10 (number) people.

Date: 5-12-12

Thank you for your feedback. If emailing this please return to:
secretary @yaldhurst.school.nz

Or return to school office by: 3 December 2012



Growing Heroes!

Healthy individuals • Enthusiastic learners • Responsible citizens • Open-minded explorers



Yaldhurst
Model
School

YALDHURST MODEL SCHOOL

48 School Road, RD 6, Christchurch 7676, New Zealand

Phone/Fax +64 3 342 7933

Email secretary@yaldhurst.school.nz

Website www.yaldhurst.school.nz

Proposed merger of Yaldhurst School with Gilberthorpe School

Yaldhurst Model School is required to consult with its communities, record the feedback received, and attach it to its submission. Yaldhurst Model School welcomes your feedback.

Proposal for consultation

That Yaldhurst Model School is merged with Gilberthorpe Primary School on the Gilberthorpe site. If the Minister decides to merge the schools, the Gilberthorpe School Board will oversee the process, but in some cases the Minister may appoint a new board to oversee the process. The Board of Gilberthorpe School must prepare and discuss an implementation plan with the Ministry. Elections for a new Board of trustees for the merged school must be held with 3 months of the date of the merger. The vacated Yaldhurst property will go into a disposal process managed by the Ministry.

What are the advantages of this proposal?

I don't feel there are any for our family.

What are the disadvantages of this proposal?

loss of school community. Family orientated school, where everyone knows who belongs to who will be lost.

Is the proposed Hornby education cluster the appropriate cluster for Yaldhurst School?

(NOTE: Yaldhurst has been in the Ellesmere rural schools cluster since the cluster concept was introduced, and has been working recently with Weedons School on staff's professional development and sports competitions for the children.)

NO! We are a country school, not a town based school.

Do you have other ideas for the future of schooling in Yaldhurst and its surrounding areas?

Keep it as it is! Our school is perfect!

This feedback is provided by:

Current: Student

Parent

Staff member

Past: Student

Parent

Staff member

Future Parent

Community member

Other:


This feedback is provided on behalf of 4 (number) people.

Date: 05/12/12

Thank you for your feedback. If emailing this please return to:

secretary@yaldhurst.school.nz

Or return to school office by: 3 December 2012



Growing Heroes!

Healthy individuals • Enthusiastic learners • Responsible citizens • Open-minded explorers



**Yaldhurst
Model
School**

YALDHURST MODEL SCHOOL

48 School Road, RD 6, Christchurch 7676, New Zealand

Phone/Fax +64 3 342 7933

Email secretary@yaldhurst.school.nz

Website www.yaldhurst.school.nz

Proposed merger of Yaldhurst School with Gilberthorpe School

Yaldhurst Model School is required to consult with its communities, record the feedback received, and attach it to its submission. Yaldhurst Model School welcomes your feedback.

Proposal for consultation

That Yaldhurst Model School is merged with Gilberthorpe Primary School on the Gilberthorpe site. If the Minister decides to merge the schools, the Gilberthorpe School Board will oversee the process, but in some cases the Minister may appoint a new board to oversee the process. The Board of Gilberthorpe School must prepare and discuss an implementation plan with the Ministry. Elections for a new Board of trustees for the merged school must be held with 3 months of the date of the merger. The vacated Yaldhurst property will go into a disposal process managed by the Ministry.

What are the advantages of this proposal?

None.

What are the disadvantages of this proposal?

We're a well settled school, great community spirit, we have a safe, sound school, our role is increasing.

Is the proposed Hornby education cluster the appropriate cluster for Yaldhurst School?

No

(NOTE: Yaldhurst has been in the Ellesmere rural schools cluster since the cluster concept was introduced, and has been working recently with Weedons School on staff's professional development and sports competitions for the children.)

It's been out of zone all this time, we are a country school with country values.

Do you have other ideas for the future of schooling in Yaldhurst and its surrounding areas?

We have subdivisions happening of which will increase our role also we have alot of people moving over this side of town from the EQ.

This feedback is provided by:

Current: Student
Parent
Staff member

Past: Student
Parent
Staff member

Future Parent
Community member
Other:

This feedback is provided on behalf of 6 (number) people.

Date: 8/12/12

Thank you for your feedback. If emailing this please return to:

secretary@yaldhurst.school.nz

Or return to school office by: 3 December 2012



Growing Heroes!

Healthy individuals • Enthusiastic learners • Responsible citizens • Open-minded explorers



Yaldhurst
Model
School

YALDHURST MODEL SCHOOL

48 School Road, RD 6, Christchurch 7676, New Zealand

Phone/Fax +64 3 342 7933

Email secretary@yaldhurst.school.nz

Website www.yaldhurst.school.nz

Proposed merger of Yaldhurst School with Gilberthorpe School

Yaldhurst Model School is required to consult with its communities, record the feedback received, and attach it to its submission. Yaldhurst Model School welcomes your feedback.

Proposal for consultation

That Yaldhurst Model School is merged with Gilberthorpe Primary School on the Gilberthorpe site. If the Minister decides to merge the schools, the Gilberthorpe School Board will oversee the process, but in some cases the Minister may appoint a new board to oversee the process. The Board of Gilberthorpe School must prepare and discuss an implementation plan with the Ministry. Elections for a new Board of trustees for the merged school must be held with 3 months of the date of the merger. The vacated Yaldhurst property will go into a disposal process managed by the Ministry.

What are the advantages of this proposal?

None at all.

What are the disadvantages of this proposal?

We are a unique country school. People have chosen our school for this reason. It was a choice! Don't take that away. Is the proposed Hornby education cluster the appropriate cluster for Yaldhurst School?

(NOTE: Yaldhurst has been in the Ellesmere rural schools cluster since the cluster concept was introduced, and has been working recently with Weedons School on staff's professional development and sports competitions for the children.)

No. Many parents have chosen Yaldhurst school due to its reputation and its location. Do you have other ideas for the future of schooling in Yaldhurst and its surrounding areas?

Our school can only grow due to new subdivisions and our reputation as a caring and nurturing school.

This feedback is provided by:

Current: Student
Parent
Staff member

Past: Student
Parent
Staff member

Future Parent
Community member
Other:


This feedback is provided on behalf of 5 (number) people.

Date: 5/12/12

Thank you for your feedback. If emailing this please return to:

secretary @yaldhurst.school.nz

Or return to school office by: 3 December 2012



Growing Heroes!

Healthy individuals • Enthusiastic learners • Responsible citizens • Open-minded explorers



**Yaldhurst
Model
School**

YALDHURST MODEL SCHOOL

48 School Road, RD 6, Christchurch 7676, New Zealand

Phone/Fax +64 3 342 7933

Email secretary@yaldhurst.school.nz

Website www.yaldhurst.school.nz

Proposed merger of Yaldhurst School with Gilberthorpe School

Yaldhurst Model School is required to consult with its communities, record the feedback received, and attach it to its submission. Yaldhurst Model School welcomes your feedback.

Proposal for consultation

That Yaldhurst Model School is merged with Gilberthorpe Primary School on the Gilberthorpe site. If the Minister decides to merge the schools, the Gilberthorpe School Board will oversee the process, but in some cases the Minister may appoint a new board to oversee the process. The Board of Gilberthorpe School must prepare and discuss an implementation plan with the Ministry. Elections for a new Board of trustees for the merged school must be held with 3 months of the date of the merger. The vacated Yaldhurst property will go into a disposal process managed by the Ministry.

What are the advantages of this proposal?

We can't see any.

What are the disadvantages of this proposal?

- Closing a thriving, well resourced rural school which is the hub of the local country community.
- Our son will have to travel almost 8km to a school in another community
- The reasons given for the proposed merger imply Yaldhurst School has a falling role, it has suffered significant earthquake damage which would make it uneconomic to repair. We believe these reasons are ~~completely~~ not based on fact.

Is the proposed Hornby education cluster the appropriate cluster for Yaldhurst School?

(NOTE: Yaldhurst has been in the Ellesmere rural schools cluster since the cluster concept was introduced, and has been working recently with Weedons School on staff's professional development and sports competitions for the children.)

We don't believe so. Yaldhurst School has a long history of being a small rural school catering to its local community.

Do you have other ideas for the future of schooling in Yaldhurst and its surrounding areas?

It makes much more sense to us, to merge Gilberthorpes with Hornby Primary. Only 1.5 km between schools - (they are situated at either end of the same road); they both cater to the same suburban community; they are both Decile 2; they are both contributing schools; Hornby has a very similar role to Yaldhurst. In comparison Yaldhurst is 4.5 km from Gilberthorpes, it is decile 7, it is a full primary, it is a rural school.

This feedback is provided by:

Current: Student	Past: Student	Future Parent
<u>Parent</u>	Parent	Community member
Staff member	Staff member	Other:

This feedback is provided on behalf of 2 (number) people.

Date: 4.12.12.

Thank you for your feedback. If emailing this please return to:

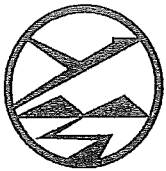
secretary @yaldhurst.school.nz

Or return to school office by: 3 December 2012



Growing Heroes!

Healthy individuals • Enthusiastic learners • Responsible citizens • Open-minded explorers



**Yaldhurst
Model
School**

YALDHURST MODEL SCHOOL

48 School Road, RD 6, Christchurch 7676, New Zealand
Phone/Fax +64 3 342 7933
Email secretary@yaldhurst.school.nz
Website www.yaldhurst.school.nz

Proposed merger of Yaldhurst School with Gilberthorpe School

Yaldhurst Model School is required to consult with its communities, record the feedback received, and attach it to its submission. Yaldhurst Model School welcomes your feedback.

Proposal for consultation

That Yaldhurst Model School is merged with Gilberthorpe Primary School on the Gilberthorpe site. If the Minister decides to merge the schools, the Gilberthorpe School Board will oversee the process, but in some cases the Minister may appoint a new board to oversee the process. The Board of Gilberthorpe School must prepare and discuss an implementation plan with the Ministry. Elections for a new Board of trustees for the merged school must be held with 3 months of the date of the merger. The vacated Yaldhurst property will go into a disposal process managed by the Ministry.

What are the advantages of this proposal?

None.

What are the disadvantages of this proposal?

Lose our Rural School
children miss out on learning to sign
it's great place to teach & learn our kids get help
to meet full potential.

Is the proposed Hornby education cluster the appropriate cluster for Yaldhurst School?

(NOTE: Yaldhurst has been in the Ellesmere rural schools cluster since the cluster concept was introduced, and has been working recently with Weedons School on staff's professional development and sports competitions for the children.)

"No it's not!"

Do you have other ideas for the future of schooling in Yaldhurst and its surrounding areas?

Yes Leave our School alone!!!!

This feedback is provided by:


Current: Student	Past: Student	Future Parent
Parent	Parent	Community member
Staff member	Staff member	Other:

This feedback is provided on behalf of 8 (number) people.

Date: 5/12/12


Thank you for your feedback. If emailing this please return to:
secretary@yaldhurst.school.nz

Or return to school office by: 3 December 2012



Growing Heroes!

Healthy individuals • Enthusiastic learners • Responsible citizens • Open-minded explorers



Yaldhurst
Model
School

YALDHURST MODEL SCHOOL

48 School Road, RD 6, Christchurch 7676, New Zealand

Phone/Fax +64 3 342 7933

Email secretary@yaldhurst.school.nz

Website www.yaldhurst.school.nz

Proposed merger of Yaldhurst School with Gilberthorpe School

Yaldhurst Model School is required to consult with its communities, record the feedback received, and attach it to its submission. Yaldhurst Model School welcomes your feedback.

Proposal for consultation

That Yaldhurst Model School is merged with Gilberthorpe Primary School on the Gilberthorpe site. If the Minister decides to merge the schools, the Gilberthorpe School Board will oversee the process, but in some cases the Minister may appoint a new board to oversee the process. The Board of Gilberthorpe School must prepare and discuss an implementation plan with the Ministry. Elections for a new Board of trustees for the merged school must be held with 3 months of the date of the merger. The vacated Yaldhurst property will go into a disposal process managed by the Ministry.

What are the advantages of this proposal?

Well the dumb because of the merger.

What are the disadvantages of this proposal?

as above

Is the proposed Hornby education cluster the appropriate cluster for Yaldhurst School?

(NOTE: Yaldhurst has been in the Ellesmere rural schools cluster since the cluster concept was introduced, and has been working recently with Weedons School on staff's professional development and sports competitions for the children.)

No, thats the whole reason I send my kids to Yaldhurst

Do you have other ideas for the future of schooling in Yaldhurst and its surrounding areas?

Well with the growth of the area, the best option will be to develop & expand Y.M.S

This feedback is provided by:

Current: Student

Parent

Staff member

Past: Student

Parent

Staff member

Future Parent

Community member

Other:


This feedback is provided on behalf of 6 (number) people.

Date: 5/12/12

Thank you for your feedback. If emailing this please return to:

secretary@yaldhurst.school.nz

Or return to school office by: 3 December 2012



Growing Heroes!

Healthy individuals • Enthusiastic learners • Responsible citizens • Open-minded explorers



Yaldhurst
Model
School

YALDHURST MODEL SCHOOL

48 School Road, RD 6, Christchurch 7676, New Zealand

Phone/Fax +64 3 342 7933

Email secretary@yaldhurst.school.nz

Website www.yaldhurst.school.nz

Proposed merger of Yaldhurst School with Gilberthorpe School

Yaldhurst Model School is required to consult with its communities, record the feedback received, and attach it to its submission. Yaldhurst Model School welcomes your feedback.

Proposal for consultation

That Yaldhurst Model School is merged with Gilberthorpe Primary School on the Gilberthorpe site. If the Minister decides to merge the schools, the Gilberthorpe School Board will oversee the process, but in some cases the Minister may appoint a new board to oversee the process. The Board of Gilberthorpe School must prepare and discuss an implementation plan with the Ministry. Elections for a new Board of trustees for the merged school must be held with 3 months of the date of the merger. The vacated Yaldhurst property will go into a disposal process managed by the Ministry.

What are the advantages of this proposal? *NONE*

What are the disadvantages of this proposal?

Removing Rural schools disadvantages children that thrive in smaller schools and will destroy the Yaldhurst Community spirit.

Is the proposed Hornby education cluster the appropriate cluster for Yaldhurst School?

(NOTE: Yaldhurst has been in the Ellesmere rural schools cluster since the cluster concept was introduced, and has been working recently with Weedons School on staff's professional development and sports competitions for the children.) *No not at all.*

Do you have other ideas for the future of schooling in Yaldhurst and its surrounding areas?

yes, grow the school and encourage the spirit there is in yaldhurst school be spread to other schools.

This feedback is provided by:

Current: Student

Parent

Staff member

Past: Student

Parent

Staff member

Future Parent

Community member

Other:

This feedback is provided on behalf of 12 (number) people.

Date: 5/12/2012

Thank you for your feedback. If emailing this please return to:

secretary @yaldhurst.school.nz

Or return to school office by: 3 December 2012



Growing Heroes!

Healthy individuals • Enthusiastic learners • Responsible citizens • Open-minded explorers



**Yaldhurst
Model
School**

YALDHURST MODEL SCHOOL

48 School Road, RD 6, Christchurch 7676, New Zealand
Phone/Fax +64 3 342 7933
Email secretary@yaldhurst.school.nz
Website www.yaldhurst.school.nz

Proposed merger of Yaldhurst School with Gilberthorpe School

Yaldhurst Model School is required to consult with its communities, record the feedback received, and attach it to its submission. Yaldhurst Model School welcomes your feedback.

Proposal for consultation

That Yaldhurst Model School is merged with Gilberthorpe Primary School on the Gilberthorpe site. If the Minister decides to merge the schools, the Gilberthorpe School Board will oversee the process, but in some cases the Minister may appoint a new board to oversee the process. The Board of Gilberthorpe School must prepare and discuss an implementation plan with the Ministry. Elections for a new Board of trustees for the merged school must be held with 3 months of the date of the merger. The vacated Yaldhurst property will go into a disposal process managed by the Ministry.

What are the advantages of this proposal? *None.*

What are the disadvantages of this proposal? *This is a fantastic country school, while still being close to town. All the teachers know all the kids which is great.*

Is the proposed Hornby education cluster the appropriate cluster for Yaldhurst School?

(NOTE: Yaldhurst has been in the Ellesmere rural schools cluster since the cluster concept was introduced, and has been working recently with Weedons School on staff's professional development and sports competitions for the children.)

No

Do you have other ideas for the future of schooling in Yaldhurst and its surrounding areas?

Keep it the same.

This feedback is provided by:

Current: Student

Parent

Staff member

Past:

Student

Parent

Staff member

Future Parent

Community member


Other:

This feedback is provided on behalf of 4 (number) people.

Date: 5/12/12

Thank you for your feedback. If emailing this please return to:
secretary@yaldhurst.school.nz

Or return to school office by: 3 December 2012



Growing Heroes!

Healthy individuals • Enthusiastic learners • Responsible citizens • Open-minded explorers



Yaldhurst
Model
School

YALDHURST MODEL SCHOOL

48 School Road, RD 6, Christchurch 7676, New Zealand

Phone/Fax +64 3 342 7933

Email secretary@yaldhurst.school.nz

Website www.yaldhurst.school.nz

Proposed merger of Yaldhurst School with Gilberthorpe School

Yaldhurst Model School is required to consult with its communities, record the feedback received, and attach it to its submission. Yaldhurst Model School welcomes your feedback.

Proposal for consultation

That Yaldhurst Model School is merged with Gilberthorpe Primary School on the Gilberthorpe site. If the Minister decides to merge the schools, the Gilberthorpe School Board will oversee the process, but in some cases the Minister may appoint a new board to oversee the process. The Board of Gilberthorpe School must prepare and discuss an implementation plan with the Ministry. Elections for a new Board of trustees for the merged school must be held with 3 months of the date of the merger. The vacated Yaldhurst property will go into a disposal process managed by the Ministry.

What are the advantages of this proposal?

NONE NO ADVANTAGE WHATSOEVER.

What are the disadvantages of this proposal?

*CLASS SIZES TOO LARGE
COUNTRY SCHOOL ENVIRONMENT LOST*

Is the proposed Hornby education cluster the appropriate cluster for Yaldhurst School?

(NOTE: Yaldhurst has been in the Ellesmere rural schools cluster since the cluster concept was introduced, and has been working recently with Weedons School on staff's professional development and sports competitions for the children.)

NO

Do you have other ideas for the future of schooling in Yaldhurst and its surrounding areas?

LEAVE IT ALONE!

This feedback is provided by:

Current: <input type="radio"/> Student	Past: <input type="radio"/> Student	Future Parent <input type="radio"/>
<input checked="" type="radio"/> Parent	<input type="radio"/> Parent	Community member <input type="radio"/>
<input type="radio"/> Staff member	<input type="radio"/> Staff member	Other: <input type="radio"/>

This feedback is provided on behalf of 6 (number) people.

Date: 5/12/12

Thank you for your feedback. If emailing this please return to:

secretary @yaldhurst.school.nz

Or return to school office by: 3 December 2012



Growing Heroes!

Healthy individuals • Enthusiastic learners • Responsible citizens • Open-minded explorers



Yaldhurst
Model
School

YALDHURST MODEL SCHOOL

48 School Road, RD 6, Christchurch 7676, New Zealand
Phone/Fax +64 3 342 7933
Email secretary@yaldhurst.school.nz
Website www.yaldhurst.school.nz

Proposed merger of Yaldhurst School with Gilberthorpe School

Yaldhurst Model School is required to consult with its communities, record the feedback received, and attach it to its submission. Yaldhurst Model School welcomes your feedback.

Proposal for consultation

That Yaldhurst Model School is merged with Gilberthorpe Primary School on the Gilberthorpe site. If the Minister decides to merge the schools, the Gilberthorpe School Board will oversee the process, but in some cases the Minister may appoint a new board to oversee the process. The Board of Gilberthorpe School must prepare and discuss an implementation plan with the Ministry. Elections for a new Board of trustees for the merged school must be held with 3 months of the date of the merger. The vacated Yaldhurst property will go into a disposal process managed by the Ministry.

What are the advantages of this proposal?

Nil - There is NO advantages at ALL

What are the disadvantages of this proposal?

Schools being to Big and our kids will have less chance at a good education.

Is the proposed Hornby education cluster the appropriate cluster for Yaldhurst School?

(NOTE: Yaldhurst has been in the Ellesmere rural schools cluster since the cluster concept was introduced, and has been working recently with Weedons School on staff's professional development and sports competitions for the children.)

NO.

Do you have other ideas for the future of schooling in Yaldhurst and its surrounding areas?

Keep it how it is!

This feedback is provided by:

Current: Student

Parent

Staff member

Past: Student

Parent

Staff member

Future Parent

Community member

Other:

This feedback is provided on behalf of 16 (number) people.

Date: 5/12/12

Thank you for your feedback. If emailing this please return to:

secretary@yaldhurst.school.nz

Or return to school office by: 3 December 2012



Growing Heroes!

Healthy individuals • Enthusiastic learners • Responsible citizens • Open-minded explorers



**Yaldhurst
Model
School**

YALDHURST MODEL SCHOOL

48 School Road, RD 6, Christchurch 7676, New Zealand
Phone/Fax +64 3 342 7933
Email secretary@yaldhurst.school.nz
Website www.yaldhurst.school.nz

Proposed merger of Yaldhurst School with Gilberthorpe School

Yaldhurst Model School is required to consult with its communities, record the feedback received, and attach it to its submission. Yaldhurst Model School welcomes your feedback.

Proposal for consultation

That Yaldhurst Model School is merged with Gilberthorpe Primary School on the Gilberthorpe site. If the Minister decides to merge the schools, the Gilberthorpe School Board will oversee the process, but in some cases the Minister may appoint a new board to oversee the process. The Board of Gilberthorpe School must prepare and discuss an implementation plan with the Ministry. Elections for a new Board of trustees for the merged school must be held with 3 months of the date of the merger. The vacated Yaldhurst property will go into a disposal process managed by the Ministry.

What are the advantages of this proposal?

none

What are the disadvantages of this proposal?

Yaldhurst is a family school & has a lot to offer to children that have been through hard times

Is the proposed Hornby education cluster the appropriate cluster for Yaldhurst School?

(NOTE: Yaldhurst has been in the Ellesmere rural schools cluster since the cluster concept was introduced, and has been working recently with Weedons School on staff's professional development and sports competitions for the children.)

Do you have other ideas for the future of schooling in Yaldhurst and its surrounding areas?

This feedback is provided by:

Current: Student

Parent

Staff member

Past: Student

Parent

Staff member

Future Parent

Community member

Other:

This feedback is provided on behalf of 5 (number) people.

Date: 5/12/12

Thank you for your feedback. If emailing this please return to:

secretary@yaldhurst.school.nz

Or return to school office by: 3 December 2012



Growing Heroes!

Healthy individuals • Enthusiastic learners • Responsible citizens • Open-minded explorers



Yaldhurst
Model
School

YALDHURST MODEL SCHOOL

48 School Road, RD 6, Christchurch 7676, New Zealand

Phone/Fax +64 3 342 7933

Email secretary@yaldhurst.school.nz

Website www.yaldhurst.school.nz

Proposed merger of Yaldhurst School with Gilberthorpe School

Yaldhurst Model School is required to consult with its communities, record the feedback received, and attach it to its submission. Yaldhurst Model School welcomes your feedback.

Proposal for consultation

That Yaldhurst Model School is merged with Gilberthorpe Primary School on the Gilberthorpe site. If the Minister decides to merge the schools, the Gilberthorpe School Board will oversee the process, but in some cases the Minister may appoint a new board to oversee the process. The Board of Gilberthorpe School must prepare and discuss an implementation plan with the Ministry. Elections for a new Board of trustees for the merged school must be held with 3 months of the date of the merger. The vacated Yaldhurst property will go into a disposal process managed by the Ministry.

What are the advantages of this proposal?

None

What are the disadvantages of this proposal?

2 many pupils at the one school.
Trying to merge 2 completely different cultures.

Is the proposed Hornby education cluster the appropriate cluster for Yaldhurst School?

(NOTE: Yaldhurst has been in the Ellesmere rural schools cluster since the cluster concept was introduced, and has been working recently with Weedons School on staff's professional development and sports competitions for the children.)

Do you have other ideas for the future of schooling in Yaldhurst and its surrounding areas?

This feedback is provided by:

Current: Student

Parent

Staff member

Past: Student

Parent

Staff member

Future Parent

Community member

Other:


This feedback is provided on behalf of 4 (number) people.

Date: ~~18~~ 5.12.12

Thank you for your feedback. If emailing this please return to:

secretary @yaldhurst.school.nz

Or return to school office by: 3 December 2012



Growing Heroes!

Healthy individuals • Enthusiastic learners • Responsible citizens • Open-minded explorers



**Yaldhurst
Model
School**

YALDHURST MODEL SCHOOL

48 School Road, RD 6, Christchurch 7676, New Zealand

Phone/Fax +64 3 342 7933

Email secretary@yaldhurst.school.nz

Website www.yaldhurst.school.nz

Proposed merger of Yaldhurst School with Gilberthorpe School

Yaldhurst Model School is required to consult with its communities, record the feedback received, and attach it to its submission. Yaldhurst Model School welcomes your feedback.

Proposal for consultation

That Yaldhurst Model School is merged with Gilberthorpe Primary School on the Gilberthorpe site. If the Minister decides to merge the schools, the Gilberthorpe School Board will oversee the process, but in some cases the Minister may appoint a new board to oversee the process. The Board of Gilberthorpe School must prepare and discuss an implementation plan with the Ministry. Elections for a new Board of trustees for the merged school must be held with 3 months of the date of the merger. The vacated Yaldhurst property will go into a disposal process managed by the Ministry.

What are the advantages of this proposal?

I can't see any advantages of the merge.

What are the disadvantages of this proposal?

Yaldhurst is a rural school and Gilberthorpes is an urban school which are two totally different communities and I feel that the two will not merge smoothly.

Is the proposed Hornby education cluster the appropriate cluster for Yaldhurst School?

(NOTE: Yaldhurst has been in the Ellesmere rural schools cluster since the cluster concept was introduced, and has been working recently with Weedons School on staff's professional development and sports competitions for the children.)

No. Yaldhurst is a rural country school and being included in the Hornby cluster means we are linked with schools unlike us.

Do you have other ideas for the future of schooling in Yaldhurst and its surrounding areas?

No

This feedback is provided by:

Current: Student
Parent
Staff member

Past: Student
Parent
Staff member

Future Parent
Community member
Other:


This feedback is provided on behalf of 1 (number) people.

Date: 5/12/12

Thank you for your feedback. If emailing this please return to:

secretary@yaldhurst.school.nz

Or return to school office by: 3 December 2012



Growing Heroes!

Healthy individuals • Enthusiastic learners • Responsible citizens • Open-minded explorers



Yaldhurst
Model
School

YALDHURST MODEL SCHOOL

48 School Road, RD 6, Christchurch 7676, New Zealand
Phone/Fax +64 3 342 7933
Email secretary@yaldhurst.school.nz
Website www.yaldhurst.school.nz

Proposed merger of Yaldhurst School with Gilberthorpe School

Yaldhurst Model School is required to consult with its communities, record the feedback received, and attach it to its submission. Yaldhurst Model School welcomes your feedback.

Proposal for consultation

That Yaldhurst Model School is merged with Gilberthorpe Primary School on the Gilberthorpe site. If the Minister decides to merge the schools, the Gilberthorpe School Board will oversee the process, but in some cases the Minister may appoint a new board to oversee the process. The Board of Gilberthorpe School must prepare and discuss an implementation plan with the Ministry. Elections for a new Board of trustees for the merged school must be held with 3 months of the date of the merger. The vacated Yaldhurst property will go into a disposal process managed by the Ministry.

What are the advantages of this proposal?

Administratively Simple

What are the disadvantages of this proposal?

This proposal does not equate to a 'merger', this is at best a closure of one school... and that's it.

Is the proposed Hornby education cluster the appropriate cluster for Yaldhurst School?

(NOTE: Yaldhurst has been in the Ellesmere rural schools cluster since the cluster concept was introduced, and has been working recently with Weedons School on staff's professional development and sports competitions for the children.)

No. Yaldhurst is a rural school, more appropriately "clustered" with Weedons, West Melton etc.

Do you have other ideas for the future of schooling in Yaldhurst and its surrounding areas?

Yes, expand, not close!

This feedback is provided by:

Current: Student
Parent
Staff member

Past: Student
Parent
Staff member

Future Parent
Community member
Other:

This feedback is provided on behalf of 1 (number) people.

Date: 5-12-12.

Thank you for your feedback. If emailing this please return to:

secretary@yaldhurst.school.nz

Or return to school office by: 3 December 2012



Growing Heroes!

Healthy individuals • Enthusiastic learners • Responsible citizens • Open-minded explorers



Yaldhurst
Model
School

YALDHURST MODEL SCHOOL

48 School Road, RD 6, Christchurch 7676, New Zealand
Phone/Fax +64 3 342 7933
Email secretary@yaldhurst.school.nz
Website www.yaldhurst.school.nz

Proposed merger of Yaldhurst School with Gilberthorpe School

Yaldhurst Model School is required to consult with its communities, record the feedback received, and attach it to its submission. Yaldhurst Model School welcomes your feedback.

Proposal for consultation

That Yaldhurst Model School is merged with Gilberthorpe Primary School on the Gilberthorpe site. If the Minister decides to merge the schools, the Gilberthorpe School Board will oversee the process, but in some cases the Minister may appoint a new board to oversee the process. The Board of Gilberthorpe School must prepare and discuss an implementation plan with the Ministry. Elections for a new Board of trustees for the merged school must be held with 3 months of the date of the merger. The vacated Yaldhurst property will go into a disposal process managed by the Ministry.

What are the advantages of this proposal?

None

What are the disadvantages of this proposal?

- Breaking up Community Country School Means lost friends
- Greater anxiety for children who already stressed from earthquake
- Lose school culture

Is the proposed Hornby education cluster the appropriate cluster for Yaldhurst School?

(NOTE: Yaldhurst has been in the Ellesmere rural schools cluster since the cluster concept was introduced, and has been working recently with Weedons School on staff's professional development and sports competitions for the children.)

Do you have other ideas for the future of schooling in Yaldhurst and its surrounding areas?

- would love school to continue its in a great location. More people moving to the west school roll growing we love Yaldhurst school

This feedback is provided by:

Current: Student

Parent

Staff member

Past: Student

Parent

Staff member

Future Parent

Community member

Other:

This feedback is provided on behalf of 3 (number) people.

Date: 4/12/12

Thank you for your feedback. If emailing this please return to:

secretary@yaldhurst.school.nz

Or return to school office by: 3 December 2012



Growing Heroes!

Healthy individuals • Enthusiastic learners • Responsible citizens • Open-minded explorers



**Yaldhurst
Model
School**

YALDHURST MODEL SCHOOL

48 School Road, RD 6, Christchurch 7676, New Zealand

Phone/Fax +64 3 342 7933

Email secretary@yaldhurst.school.nz

Website www.yaldhurst.school.nz

Proposed merger of Yaldhurst School with Gilberthorpe School

Yaldhurst Model School is required to consult with its communities, record the feedback received, and attach it to its submission. Yaldhurst Model School welcomes your feedback.

Proposal for consultation

That Yaldhurst Model School is merged with Gilberthorpe Primary School on the Gilberthorpe site. If the Minister decides to merge the schools, the Gilberthorpe School Board will oversee the process, but in some cases the Minister may appoint a new board to oversee the process. The Board of Gilberthorpe School must prepare and discuss an implementation plan with the Ministry. Elections for a new Board of trustees for the merged school must be held with 3 months of the date of the merger. The vacated Yaldhurst property will go into a disposal process managed by the Ministry.

What are the advantages of this proposal?

None

What are the disadvantages of this proposal?

Breaking up our community
Losing our school culture
Having to travel

Is the proposed Hornby education cluster the appropriate cluster for Yaldhurst School?

(NOTE: Yaldhurst has been in the Ellesmere rural schools cluster since the cluster concept was introduced, and has been working recently with Weedons School on staff's professional development and sports competitions for the children.)

No - geographically close but
culturally worlds apart

Do you have other ideas for the future of schooling in Yaldhurst and its surrounding areas?

Keep Yaldhurst open!
This is a key area of growth in Chch, & the
school will boom in coming years

This feedback is provided by:

Current: Student

Parent

Staff member

Past: Student

Parent

Staff member

Future Parent

Community member

Other:

This feedback is provided on behalf of 5 (number) people.

Date: 5.12.12

Thank you for your feedback. If emailing this please return to:

secretary @yaldhurst.school.nz

Or return to school office by: 3 December 2012



Growing Heroes!

Healthy individuals • Enthusiastic learners • Responsible citizens • Open-minded explorers



**Yaldhurst
Model
School**

YALDHURST MODEL SCHOOL

48 School Road, RD 6, Christchurch 7676, New Zealand

Phone/Fax +64 3 342 7933

Email secretary@yaldhurst.school.nz

Website www.yaldhurst.school.nz

Proposed merger of Yaldhurst School with Gilberthorpe School

Yaldhurst Model School is required to consult with its communities, record the feedback received, and attach it to its submission. Yaldhurst Model School welcomes your feedback.

Proposal for consultation

That Yaldhurst Model School is merged with Gilberthorpe Primary School on the Gilberthorpe site. If the Minister decides to merge the schools, the Gilberthorpe School Board will oversee the process, but in some cases the Minister may appoint a new board to oversee the process. The Board of Gilberthorpe School must prepare and discuss an implementation plan with the Ministry. Elections for a new Board of trustees for the merged school must be held with 3 months of the date of the merger. The vacated Yaldhurst property will go into a disposal process managed by the Ministry.

What are the advantages of this proposal?

A very good question. I don't believe there are any advantages to this merger.

What are the disadvantages of this proposal?

We are a rural school and Gilberthorpe School is a city school. Different decites and communities. For parents there will be a loss of choice, a choise national has said they support. For Yaldhurst we will lose our special rural community!

Is the proposed Hornby education cluster the appropriate cluster for Yaldhurst School?

(NOTE: Yaldhurst has been in the Ellesmere rural schools cluster since the cluster concept was introduced, and has been working recently with Weedons School on staff's professional development and sports competitions for the children.)

No as they are a cluster of city schools. Ellesmere cluster is far more appropriate as it is rural school cluster as yaldhurst is a rural school this is the logical choice

Do you have other ideas for the future of schooling in Yaldhurst and its surrounding areas?

Keep Yaldhurst and place it in the Yaldhurst Ellesmere cluster.

This feedback is provided by:

Current: Student

Parent

Staff member

Past: Student

Parent

Staff member

Future Parent

Community member

Other:

This feedback is provided on behalf of 1 (number) people.

Date: 5-12-12

Thank you for your feedback. If emailing this please return to:


secretary@yaldhurst.school.nz

Or return to school office by: 3 December 2012



Growing Heroes!

Healthy Individuals • Enthusiastic learners • Responsible citizens • Open-minded explorers



**Yaldhurst
Model
School**

YALDHURST MODEL SCHOOL

48 School Road, RD 6, Christchurch 7676, New Zealand

Phone/Fax +64 3 342 7933

Email secretary@yaldhurst.school.nz

Website www.yaldhurst.school.nz

Proposed merger of Yaldhurst School with Gilberthorpe School

Yaldhurst Model School is required to consult with its communities, record the feedback received, and attach it to its submission. Yaldhurst Model School welcomes your feedback.

Proposal for consultation

That Yaldhurst Model School is merged with Gilberthorpe Primary School on the Gilberthorpe site. If the Minister decides to merge the schools, the Gilberthorpe School Board will oversee the process, but in some cases the Minister may appoint a new board to oversee the process. The Board of Gilberthorpe School must prepare and discuss an implementation plan with the Ministry. Elections for a new Board of trustees for the merged school must be held with 3 months of the date of the merger. The vacated Yaldhurst property will go into a disposal process managed by the Ministry.

What are the advantages of this proposal?

you make more friends

What are the disadvantages of this proposal?

you lost our school
our teacher
a great school
and our community get affected

Is the proposed Hornby education cluster the appropriate cluster for Yaldhurst School?

(NOTE: Yaldhurst has been in the Ellesmere rural schools cluster since the cluster concept was introduced, and has been working recently with Weedons School on staff's professional development and sports competitions for the children.)

Do you have other ideas for the future of schooling in Yaldhurst and its surrounding areas?

This feedback is provided by:

Current: Student
Parent
Staff member

Past: Student
Parent
Staff member

Future Parent
Community member
Other:


This feedback is provided on behalf of 1 (number) people.

Date: 5-12-12

Thank you for your feedback. If emailing this please return to:

secretary@yaldhurst.school.nz

Or return to school office by: 3 December 2012



Growing Heroes!

Healthy individuals • Enthusiastic learners • Responsible citizens • Open-minded explorers



**Yaldhurst
Model
School**

YALDHURST MODEL SCHOOL

48 School Road, RD 6, Christchurch 7676, New Zealand

Phone/Fax +64 3 342 7933

Email secretary@yaldhurst.school.nz

Website www.yaldhurst.school.nz

Proposed merger of Yaldhurst School with Gilberthorpe School

Yaldhurst Model School is required to consult with its communities, record the feedback received, and attach it to its submission. Yaldhurst Model School welcomes your feedback.

Proposal for consultation

That Yaldhurst Model School is merged with Gilberthorpe Primary School on the Gilberthorpe site. If the Minister decides to merge the schools, the Gilberthorpe School Board will oversee the process, but in some cases the Minister may appoint a new board to oversee the process. The Board of Gilberthorpe School must prepare and discuss an implementation plan with the Ministry. Elections for a new Board of trustees for the merged school must be held with 3 months of the date of the merger. The vacated Yaldhurst property will go into a disposal process managed by the Ministry.

What are the advantages of this proposal?

closer to where we live - however we will relocate north out of Chch if this proposal happens.

What are the disadvantages of this proposal?

- merging with a lower decile - we choose this school for a reason (Yaldhurst.)
- Bigger school roll
- ~~the~~ Chch lose a fantastic rural school.

Is the proposed Hornby education cluster the appropriate cluster for Yaldhurst School?

(NOTE: Yaldhurst has been in the Ellesmere rural schools cluster since the cluster concept was introduced, and has been working recently with Weedons School on staff's professional development and sports competitions for the children.)

NO, Yaldhurst is a rural school. It has been working well with Weedons - why change it? Weedons is similar in many aspects with Yaldhurst - in my opinion Gilberthorpe / Hornby cluster is not.

Do you have other ideas for the future of schooling in Yaldhurst and its surrounding areas?

Why not close Gilberthorpe; merge with Hornby? Not as much distance between schools, similar decile rating etc.

This feedback is provided by:

Current: Student

Parent

Staff member

Past: Student

Parent

Staff member

Future Parent

Community member

Other:

This feedback is provided on behalf of 10 (number) people.

Date: 3-12-12

Thank you for your feedback. If emailing this please return to:

secretary @yaldhurst.school.nz

Or return to school office by: 3 December 2012



Growing Heroes!

Healthy individuals • Enthusiastic learners • Responsible citizens • Open-minded explorers



Yaldhurst
Model
School

YALDHURST MODEL SCHOOL

48 School Road, RD 6, Christchurch 7676, New Zealand
Phone/Fax +64 3 342 7933
Email secretary@yaldhurst.school.nz
Website www.yaldhurst.school.nz

Proposed merger of Yaldhurst School with Gilberthorpe School

Yaldhurst Model School is required to consult with its communities, record the feedback received, and attach it to its submission. Yaldhurst Model School welcomes your feedback.

Proposal for consultation

That Yaldhurst Model School is merged with Gilberthorpe Primary School on the Gilberthorpe site. If the Minister decides to merge the schools, the Gilberthorpe School Board will oversee the process, but in some cases the Minister may appoint a new board to oversee the process. The Board of Gilberthorpe School must prepare and discuss an implementation plan with the Ministry. Elections for a new Board of trustees for the merged school must be held with 3 months of the date of the merger. The vacated Yaldhurst property will go into a disposal process managed by the Ministry.

What are the advantages of this proposal?

none that I can see.

What are the disadvantages of this proposal?

* upset children
* different school set ups.
* different teachers
* the uniqueness of yaldhurst gone

Is the proposed Hornby education cluster the appropriate cluster for Yaldhurst School?

(NOTE: Yaldhurst has been in the Ellesmere rural schools cluster since the cluster concept was introduced, and has been working recently with Weedons School on staff's professional development and sports competitions for the children.)

Do you have other ideas for the future of schooling in Yaldhurst and its surrounding areas?

This feedback is provided by:

Current: Student

Parent

Staff member

Past: Student

Parent

Staff member

Future Parent

Community member

Other:


This feedback is provided on behalf of 4 (number) people.

Date: 5.12.12

Thank you for your feedback. If emailing this please return to:

secretary@yaldhurst.school.nz

Or return to school office by: 3 December 2012



Growing Heroes!

Healthy individuals • Enthusiastic learners • Responsible citizens • Open-minded explorers



**Yaldhurst
Model
School**

YALDHURST MODEL SCHOOL

48 School Road, RD 6, Christchurch 7676, New Zealand

Phone/Fax +64 3 342 7933

Email secretary@yaldhurst.school.nz

Website www.yaldhurst.school.nz

Proposed merger of Yaldhurst School with Gilberthorpe School

Yaldhurst Model School is required to consult with its communities, record the feedback received, and attach it to its submission. Yaldhurst Model School welcomes your feedback.

Proposal for consultation

That Yaldhurst Model School is merged with Gilberthorpe Primary School on the Gilberthorpe site. If the Minister decides to merge the schools, the Gilberthorpe School Board will oversee the process, but in some cases the Minister may appoint a new board to oversee the process. The Board of Gilberthorpe School must prepare and discuss an implementation plan with the Ministry. Elections for a new Board of trustees for the merged school must be held with 3 months of the date of the merger. The vacated Yaldhurst property will go into a disposal process managed by the Ministry.

What are the advantages of this proposal?

- * FIXES BUDGET SHORTFALLS (GOVT)
- * MORE CLASSES
- * DIVERSE FACULTY
- * UTILITY & MAINTENANCE COST REDUCTION

* REDUCTION IN STAFF COSTS

What are the disadvantages of this proposal?

- * LOSS OF COMMUNITY IDENTITY
- * EFFECT LOCAL ECONOMY
- * STAFF REDUNDANCIES
- * LOSS OF INTIMATE CLASSES/TEACHING

- * PEOPLE WILL LEAVE AREA
- * MORE STUDENT ISSUES
- * NEGATIVE IMPACT ON HOUSING VALUES
- * LOSS OF FUNDING (GILB)
- * PEOPLE WILL MOVE CHILDREN TO OTHER SCHOOLS

Is the proposed Hornby education cluster the appropriate cluster for Yaldhurst School?

(NOTE: Yaldhurst has been in the Ellesmere rural schools cluster since the cluster concept was introduced, and has been working recently with Weedons School on staff's professional development and sports competitions for the children.)

NO

Do you have other ideas for the future of schooling in Yaldhurst and its surrounding areas?

YALDHURST IS A GROWING COMMUNITY & NEEDS ITS SCHOOL.
HOWEVER, I THINK THE GOVT. HAVE ALREADY DECIDED ITS FATE.
KEEP ~~THE~~ YALDHURST & GILBERTHORPE SEPARATE.

This feedback is provided by:

Current: Student
Parent
Staff member

Past: Student
Parent
Staff member

Future Parent
Community member
Other:


This feedback is provided on behalf of 1 (number) people.

Date: 03/12/12

Thank you for your feedback. If emailing this please return to:


secretary @yaldhurst.school.nz

Or return to school office by: 3 December 2012



Growing Heroes!

Healthy individuals • Enthusiastic learners • Responsible citizens • Open-minded explorers



**Yaldhurst
Model
School**

YALDHURST MODEL SCHOOL

48 School Road, RD 6, Christchurch 7676, New Zealand

Phone/Fax +64 3 342 7933

Email secretary@yaldhurst.school.nz

Website www.yaldhurst.school.nz

Proposed merger of Yaldhurst School with Gilberthorpe School

Yaldhurst Model School is required to consult with its communities, record the feedback received, and attach it to its submission. Yaldhurst Model School welcomes your feedback.

Proposal for consultation

That Yaldhurst Model School is merged with Gilberthorpe Primary School on the Gilberthorpe site. If the Minister decides to merge the schools, the Gilberthorpe School Board will oversee the process, but in some cases the Minister may appoint a new board to oversee the process. The Board of Gilberthorpe School must prepare and discuss an implementation plan with the Ministry. Elections for a new Board of trustees for the merged school must be held with 3 months of the date of the merger. The vacated Yaldhurst property will go into a disposal process managed by the Ministry.

What are the advantages of this proposal?

Some land available in the area to buy.

What are the disadvantages of this proposal?

Merging 2 very different communities, unsettling children. Taking away rural school. Taking away local school with no public transport alternatives. The positives at Gilberthorpe. Not to mention that they have a need for a breakfast programme & social worker that my kids don't need. The kids extra activities are just so different they will never mix. All the money spent at Yaldhurst eg pool, fences, wasted

Is the proposed Hornby education cluster the appropriate cluster for Yaldhurst School?

(NOTE: Yaldhurst has been in the Ellesmere rural schools cluster since the cluster concept was introduced, and has been working recently with Weedons School on staff's professional development and sports competitions for the children.) No. The kids compete in Ellesmere zone for athletics, swimming etc plus sports merchandise with Weedons. Rural with rural identity

Do you have other ideas for the future of schooling in Yaldhurst and its surrounding areas?

I don't think the uproar people leaving would have been as bad if they had merged like Br like eg Gilberthorpe with Hornby within the same block. Maybe Yaldhurst Templeton if absolutely necessary.

This feedback is provided by:

Current: Student

Parent

Staff member

Past: Student

Parent

Staff member

Future Parent

Community member

Other:

This feedback is provided on behalf of 4 (number) people.

Date: 25/11/12

Thank you for your feedback. If emailing this please return to:

secretary@yaldhurst.school.nz

Or return to school office by: 3 December 2012



Growing Heroes!

Healthy individuals • Enthusiastic learners • Responsible citizens • Open-minded explorers



Yaldhurst
Model
School

YALDHURST MODEL SCHOOL

48 School Road, RD 6, Christchurch 7676, New Zealand
Phone/Fax +64 3 342 7933
Email secretary@yaldhurst.school.nz
Website www.yaldhurst.school.nz

Proposed merger of Yaldhurst School with Gilberthorpe School

Yaldhurst Model School is required to consult with its communities, record the feedback received, and attach it to its submission. Yaldhurst Model School welcomes your feedback.

Proposal for consultation

That Yaldhurst Model School is merged with Gilberthorpe Primary School on the Gilberthorpe site. If the Minister decides to merge the schools, the Gilberthorpe School Board will oversee the process, but in some cases the Minister may appoint a new board to oversee the process. The Board of Gilberthorpe School must prepare and discuss an implementation plan with the Ministry. Elections for a new Board of trustees for the merged school must be held with 3 months of the date of the merger. The vacated Yaldhurst property will go into a disposal process managed by the Ministry.

What are the advantages of this proposal?

have more friends

What are the disadvantages of this proposal?

we lose our country school
we have to drive further

Is the proposed Hornby education cluster the appropriate cluster for Yaldhurst School?

(NOTE: Yaldhurst has been in the Ellesmere rural schools cluster since the cluster concept was introduced, and has been working recently with Weedons School on staff's professional development and sports competitions for the children.)

Do you have other ideas for the future of schooling in Yaldhurst and its surrounding areas?

This feedback is provided by:

Current: Student
Parent

Staff member

Carla

Past: Student
Parent
Staff member

Future Parent
Community member
Other:

This feedback is provided on behalf of 1 (number) people.

Date: 05-12-12

Thank you for your feedback. If emailing this please return to:

secretary@yaldhurst.school.nz

Or return to school office by: 3 December 2012



Growing Heroes!

Healthy individuals • Enthusiastic learners • Responsible citizens • Open-minded explorers



**Yaldhurst
Model
School**

YALDHURST MODEL SCHOOL

48 School Road, RD 6, Christchurch 7676, New Zealand

Phone/Fax +64 3 342 7933

Email secretary@yaldhurst.school.nz

Website www.yaldhurst.school.nz

Proposed merger of Yaldhurst School with Gilberthorpe School

Yaldhurst Model School is required to consult with its communities, record the feedback received, and attach it to its submission. Yaldhurst Model School welcomes your feedback.

Proposal for consultation

That Yaldhurst Model School is merged with Gilberthorpe Primary School on the Gilberthorpe site. If the Minister decides to merge the schools, the Gilberthorpe School Board will oversee the process, but in some cases the Minister may appoint a new board to oversee the process. The Board of Gilberthorpe School must prepare and discuss an implementation plan with the Ministry. Elections for a new Board of trustees for the merged school must be held with 3 months of the date of the merger. The vacated Yaldhurst property will go into a disposal process managed by the Ministry.

What are the advantages of this proposal?

I can't think of any.
Maybe govt will save money.

What are the disadvantages of this proposal?

- the standards will drop
- Kids will suffer - having to readjust
- wastage of resources eg property
- Most parents will look for other schools so the merger will in fact not happen as planned.

Is the proposed Hornby education cluster the appropriate cluster for Yaldhurst School?

(NOTE: Yaldhurst has been in the Ellesmere rural schools cluster since the cluster concept was introduced, and has been working recently with Weedons School on staff's professional development and sports competitions for the children.)

No, because we are a country school and need to be within a country school cluster.

Do you have other ideas for the future of schooling in Yaldhurst and its surrounding areas?

Government should invest in Yaldhurst school as it is definitely growing. The community is growing. More developments are coming up in this area.

This feedback is provided by:

Current: Student

Parent

Staff member

Past: Student

Parent

Staff member

Future Parent

Community member

Other:

This feedback is provided on behalf of 4 (number) people.

Date: 29/11/2012

Thank you for your feedback. If emailing this please return to:


secretary @yaldhurst.school.nz

Or return to school office by: 3 December 2012



Growing Heroes!

Healthy individuals • Enthusiastic learners • Responsible citizens • Open-minded explorers



**Yaldhurst
Model
School**

YALDHURST MODEL SCHOOL

48 School Road, RD 6, Christchurch 7676, New Zealand

Phone/Fax +64 3 342 7933

Email secretary@yaldhurst.school.nz

Website www.yaldhurst.school.nz

Proposed merger of Yaldhurst School with Gilberthorpe School

Yaldhurst Model School is required to consult with its communities, record the feedback received, and attach it to its submission. Yaldhurst Model School welcomes your feedback.

Proposal for consultation

That Yaldhurst Model School is merged with Gilberthorpe Primary School on the Gilberthorpe site. If the Minister decides to merge the schools, the Gilberthorpe School Board will oversee the process, but in some cases the Minister may appoint a new board to oversee the process. The Board of Gilberthorpe School must prepare and discuss an implementation plan with the Ministry. Elections for a new Board of trustees for the merged school must be held with 3 months of the date of the merger. The vacated Yaldhurst property will go into a disposal process managed by the Ministry.

What are the advantages of this proposal?

NONE!

What are the disadvantages of this proposal?

2 very different schools forced to coexist, will cause many major problems!
Taking a school away from a growing area now, will make it difficult for families & the community in the future.

Is the proposed Hornby education cluster the appropriate cluster for Yaldhurst School?

(NOTE: Yaldhurst has been in the Ellesmere rural schools cluster since the cluster concept was introduced, and has been working recently with Weedons School on staff's professional development and sports competitions for the children.)

NO! Enough schools in Hornby already. More people moving out towards Yaldhurst model school & the surrounding area, makes no sense to close it.

Do you have other ideas for the future of schooling in Yaldhurst and its surrounding areas?

Yes, keep Yaldhurst Model School Open!

This feedback is provided by:

Current: Student

Parent

Staff member

Past: Student

Parent

Staff member

Future Parent

Community member

Other:

This feedback is provided on behalf of 4 (number) people.

Date: 22/4/2012


Thank you for your feedback. If emailing this please return to:

secretary@yaldhurst.school.nz

Or return to school office by: 3 December 2012

Growing Heroes!

Healthy individuals • Enthusiastic learners • Responsible citizens • Open-minded explorers





**Yaldhurst
Model
School**

YALDHURST MODEL SCHOOL

48 School Road, RD 6, Christchurch 7676, New Zealand

Phone/Fax +64 3 342 7933

Email secretary@yaldhurst.school.nz

Website www.yaldhurst.school.nz

Proposed merger of Yaldhurst School with Gilberthorpe School

Yaldhurst Model School is required to consult with its communities, record the feedback received, and attach it to its submission. Yaldhurst Model School welcomes your feedback.

Proposal for consultation

That Yaldhurst Model School is merged with Gilberthorpe Primary School on the Gilberthorpe site. If the Minister decides to merge the schools, the Gilberthorpe School Board will oversee the process, but in some cases the Minister may appoint a new board to oversee the process. The Board of Gilberthorpe School must prepare and discuss an implementation plan with the Ministry. Elections for a new Board of trustees for the merged school must be held with 3 months of the date of the merger. The vacated Yaldhurst property will go into a disposal process managed by the Ministry.

What are the advantages of this proposal?

NONE!

What are the disadvantages of this proposal?

2 very different schools forced to coexist, will cause many major problems!
Taking a school away from a growing area now, will make it difficult for families & the community in the future.

Is the proposed Hornby education cluster the appropriate cluster for Yaldhurst School?

(NOTE: Yaldhurst has been in the Ellesmere rural schools cluster since the cluster concept was introduced, and has been working recently with Weedons School on staff's professional development and sports competitions for the children.)

NO! Enough schools in Hornby already. More people moving out towards Yaldhurst model school & the surrounding area, makes no sense to close it.

Do you have other ideas for the future of schooling in Yaldhurst and its surrounding areas?

Yes, keep Yaldhurst Model School Open!

This feedback is provided by:

Current: Student
 Parent
 Staff member

Past: Student
 Parent
 Staff member

Future Parent
 Community member
 Other:

This feedback is provided on behalf of 4 (number) people.

Date: 22/4/2012

Thank you for your feedback. If emailing this please return to:


secretary @yaldhurst.school.nz

Or return to school office by: 3 December 2012



Growing Heroes!

Healthy individuals • Enthusiastic learners • Responsible citizens • Open-minded explorers



YALDHURST MODEL SCHOOL

48 School Road, RD 6, Christchurch 7676, New Zealand

Phone/Fax +64 3 342 7933

Email secretary@yaldhurst.school.nz

Website www.yaldhurst.school.nz

nd
33
nz
nz

Proposed merger of Yaldhurst School with Gilberthorpe School

Yaldhurst Model School is required to consult with its communities, record the feedback received, and attach it to its submission. Yaldhurst Model School welcomes your feedback.

Proposal for consultation

That Yaldhurst Model School is merged with Gilberthorpe Primary School on the Gilberthorpe site. If the Minister decides to merge the schools, the Gilberthorpe School Board will oversee the process, but in some cases the Minister may appoint a new board to oversee the process. The Board of Gilberthorpe School must prepare and discuss an implementation plan with the Ministry. Elections for a new Board of trustees for the merged school must be held with 3 months of the date of the merger. The vacated Yaldhurst property will go into a disposal process managed by the Ministry.

What are the advantages of this proposal?

The Ministry save money

What are the disadvantages of this proposal?

Our children loose the safety of our beloved smaller sized school where they feel secure and everyone knows everyone else
- There is NO school like our Yaldhurst Model School.

Is the proposed Hornby education cluster the appropriate cluster for Yaldhurst School?

(NOTE: Yaldhurst has been in the Ellesmere rural schools cluster since the cluster concept was introduced, and has been working recently with Weedons School on staff's professional development and sports competitions for the children.)

No. YMS will loose it's rural appeal which is part of our culture at YMS

Do you have other ideas for the future of schooling in Yaldhurst and its surrounding areas?

Leave us open! YMS is beautiful, supportive, and works!
All the children attending chose YMS for it's very specific appeal and there are 150 odd families mourning for our school!!!

This feedback is provided by:

Current: Student

Parent

Staff member

Past: Student

Parent

Staff member

Future Parent

Community member

Other:

This feedback is provided on behalf of 2 (number) people.


Date: 22.11.2012



Thank you for your feedback. If emailing this please return to:

secretary @yaldhurst.school.nz

Or return to school office by: 3 December 2012



Growing Heroes!

Healthy individuals • Enthusiastic learners • Responsible citizens • Open-minded explorers



**Yaldhurst
Model
School**

YALDHURST MODEL SCHOOL

48 School Road, RD 6, Christchurch 7676, New Zealand

Phone/Fax +64 3 342 7933

Email secretary@yaldhurst.school.nz

Website www.yaldhurst.school.nz

Proposed merger of Yaldhurst School with Gilberthorpe School

Yaldhurst Model School is required to consult with its communities, record the feedback received, and attach it to its submission. Yaldhurst Model School welcomes your feedback.

Proposal for consultation

That Yaldhurst Model School is merged with Gilberthorpe Primary School on the Gilberthorpe site. If the Minister decides to merge the schools, the Gilberthorpe School Board will oversee the process, but in some cases the Minister may appoint a new board to oversee the process. The Board of Gilberthorpe School must prepare and discuss an implementation plan with the Ministry. Elections for a new Board of trustees for the merged school must be held with 3 months of the date of the merger. The vacated Yaldhurst property will go into a disposal process managed by the Ministry.

What are the advantages of this proposal? *there are none merging a decile 7 school with a much lower decile school is a complete waste people who have chosen not to send their children to Gilberthorpes are now being forced to or move their children to another out of zone school*

What are the disadvantages of this proposal? *There are no schools in the Hornby zone or near it that are over decile 3 the children & families that attend these schools are from a completely different demographic.*

Is the proposed Hornby education cluster the appropriate cluster for Yaldhurst School?

(NOTE: Yaldhurst has been in the Ellesmere rural schools cluster since the cluster concept was introduced, and has been working recently with Weedons School on staff's professional development and sports competitions for the children.) *no*

Do you have other ideas for the future of schooling in Yaldhurst and its surrounding areas?

LEAVE YALDHURST ALONE!!!

This feedback is provided by:

Current: Student

Parent

Staff member

Past: Student

Parent

Staff member

Future Parent

Community member

Other:

This feedback is provided on behalf of 1 (number) people.

Date: 22/11/2012

Thank you for your feedback. If emailing this please return to:

secretary @yaldhurst.school.nz

Or return to school office by: 3 December 2012



Growing Heroes!

Healthy individuals • Enthusiastic learners • Responsible citizens • Open-minded explorers



YALDHURST MODEL SCHOOL

48 School Road, RD 6, Christchurch 7676, New Zealand

Phone/Fax +64 3 342 7933

Email secretary@yaldhurst.school.nz

Website www.yaldhurst.school.nz

Proposed merger of Yaldhurst School with Gilberthorpe School

Yaldhurst Model School is required to consult with its communities, record the feedback received, and attach it to its submission. Yaldhurst Model School welcomes your feedback.

Proposal for consultation

That Yaldhurst Model School is merged with Gilberthorpe Primary School on the Gilberthorpe site. If the Minister decides to merge the schools, the Gilberthorpe School Board will oversee the process, but in some cases the Minister may appoint a new board to oversee the process. The Board of Gilberthorpe School must prepare and discuss an implementation plan with the Ministry. Elections for a new Board of trustees for the merged school must be held with 3 months of the date of the merger. The vacated Yaldhurst property will go into a disposal process managed by the Ministry.

What are the advantages of this proposal?

* There is no advantages.

What are the disadvantages of this proposal?

* A bigger school and more families will be affected. Gilberthorpe has less pupils.
* My personal view is that if a school is to close Gilberthorpe should be merged with Hornby Primary and Yaldhurst left to grow in roll.

Is the proposed Hornby education cluster the appropriate cluster for Yaldhurst School?

(NOTE: Yaldhurst has been in the Ellesmere rural schools cluster since the cluster concept was introduced, and has been working recently with Weedons School on staff's professional development and sports competitions for the children.)

* In the 8 years I have been a parent at Yaldhurst school I have had children involved through school with sport at Weedons and Lincoln many times. They have never played any sport or been involved with any school in the Hornby Cluster.

Do you have other ideas for the future of schooling in Yaldhurst and its surrounding areas?

* As a parent that lives in zone on a rural lifestyle block I would be very disappointed if the Yaldhurst Community lost its local school, especially now with the area growing in population.

This feedback is provided by:

Current: Student

Parent

Staff member

Past: Student

Parent

Staff member

Future Parent

Community member

Other:

This feedback is provided on behalf of 4 (number) people.

Date: 30/11/12

Thank you for your feedback. If emailing this please return to:

secretary@yaldhurst.school.nz

Or return to school office by: 3 December 2012



Growing Heroes!

Healthy individuals • Enthusiastic learners • Responsible citizens • Open-minded explorers



**Yaldhurst
Model
School**

YALDHURST MODEL SCHOOL

48 School Road, RD 6, Christchurch 7676, New Zealand

Phone/Fax +64 3 342 7933

Email secretary@yaldhurst.school.nz

Website www.yaldhurst.school.nz

Proposed merger of Yaldhurst School with Gilberthorpe School

Yaldhurst Model School is required to consult with its communities, record the feedback received, and attach it to its submission. Yaldhurst Model School welcomes your feedback.

Proposal for consultation

That Yaldhurst Model School is merged with Gilberthorpe Primary School on the Gilberthorpe site. If the Minister decides to merge the schools, the Gilberthorpe School Board will oversee the process, but in some cases the Minister may appoint a new board to oversee the process. The Board of Gilberthorpe School must prepare and discuss an implementation plan with the Ministry. Elections for a new Board of trustees for the merged school must be held with 3 months of the date of the merger. The vacated Yaldhurst property will go into a disposal process managed by the Ministry.

What are the advantages of this proposal?

Cannot see any advantage at all

What are the disadvantages of this proposal?

Loss the culture of the school, there is no other full primary school to go to in Yaldhurst. Due to ~~majority~~ majority of people from the red zone moving to this side of town due to minimal earthquake damage seems silly to close the school especially with roll number increasing. I was not guaranteed a spot next year due to the large amount of applications that a ballot maybe required as I'm out of the zone so I started my son in 4th term this year.

Is the proposed Hornby education cluster the appropriate cluster for Yaldhurst School?
(NOTE: Yaldhurst has been in the Ellesmere rural schools cluster since the cluster concept was introduced, and has been working recently with Weedons School on staff's professional development and sports competitions for the children.)

No as Hornby Primary school is closer to Gilberthorpes than Yaldhurst Yaldhurst school is a place for people to go outside of Hornby as you look at the zoning only a small amount per farms to Hornby. Community of Yaldhurst is growing with 3 new subdivisions. Also Hornby is out of zone for Yaldhurst.

Do you have other ideas for the future of schooling in Yaldhurst and its surrounding areas?
Yes I will be sending my other son to Yaldhurst Model school & will be moving into the area as we are out of zone presently. We love Yaldhurst community, very caring, friendly supportive people. All willing to give you a hand. And it is best place to be, well best side of town no Current: Student Past: Student Future Parent
Parent Parent Community member
Staff member Staff member Other:
This feedback is provided by: liquefaction, minimal earthquake damage. Feel safe here.


- Current: Student
- Parent
- Staff member
- Past: Student
- Parent
- Staff member
- Future Parent
- Community member
- Other:

This feedback is provided on behalf of 1 (number) people. Date: 3 Dec 2012

Thank you for your feedback. If emailing this please return to: secretary@yaldhurst.school.nz

Or return to school office by: 3 December 2012





YALDHURST MODEL SCHOOL

48 School Road, RD 6, Christchurch 7676, New Zealand

Phone/Fax +64 3 342 7933

Email secretary@yaldhurst.school.nz

Website www.yaldhurst.school.nz

Proposed merger of Yaldhurst School with Gilberthorpe School

Yaldhurst Model School is required to consult with its communities, record the feedback received, and attach it to its submission. Yaldhurst Model School welcomes your feedback.

Proposal for consultation

That Yaldhurst Model School is merged with Gilberthorpe Primary School on the Gilberthorpe site. If the Minister decides to merge the schools, the Gilberthorpe School Board will oversee the process, but in some cases the Minister may appoint a new board to oversee the process. The Board of Gilberthorpe School must prepare and discuss an implementation plan with the Ministry. Elections for a new Board of trustees for the merged school must be held with 3 months of the date of the merger. The vacated Yaldhurst property will go into a disposal process managed by the Ministry.

What are the advantages of this proposal?

NIL

What are the disadvantages of this proposal?

- Over crowded classrooms
- disruption ~~is~~ in learning and social circles for children
- Loss of jobs for staff

Is the proposed Hornby education cluster the appropriate cluster for Yaldhurst School?

(NOTE: Yaldhurst has been in the Ellesmere rural schools cluster since the cluster concept was introduced, and has been working recently with Weedons School on staff's professional development and sports competitions for the children.)

NO. Yaldhurst School is a rural school with a unique country feel. It should not be ~~in~~ clustered with urban schools.

Do you have other ideas for the future of schooling in Yaldhurst and its surrounding areas?

This feedback is provided by:

Current: Student

Parent

Staff member

Past:

Student

Parent

Staff member

Future Parent

Community member

Other:

This feedback is provided on behalf of 4 (number) people.

Date: 22.11.12

Thank you for your feedback. If emailing this please return to:

secretary@yaldhurst.school.nz

Or return to school office by: 3 December 2012



Growing Heroes!

Healthy individuals • Enthusiastic learners • Responsible citizens • Open-minded explorers



Yaldhurst
Model
School

YALDHURST MODEL SCHOOL

48 School Road, RD 6, Christchurch 7676, New Zealand

Phone/Fax +64 3 342 7933

Email secretary@yaldhurst.school.nz

Website www.yaldhurst.school.nz

Proposed merger of Yaldhurst School with Gilberthorpe School

Yaldhurst Model School is required to consult with its communities, record the feedback received, and attach it to its submission. Yaldhurst Model School welcomes your feedback.

Proposal for consultation

That Yaldhurst Model School is merged with Gilberthorpe Primary School on the Gilberthorpe site. If the Minister decides to merge the schools, the Gilberthorpe School Board will oversee the process, but in some cases the Minister may appoint a new board to oversee the process. The Board of Gilberthorpe School must prepare and discuss an implementation plan with the Ministry. Elections for a new Board of trustees for the merged school must be held with 3 months of the date of the merger. The vacated Yaldhurst property will go into a disposal process managed by the Ministry.

What are the advantages of this proposal?

None

What are the disadvantages of this proposal?

Everything! Insecurity, other school on a busy road, community/family feel, no bunnies.

Is the proposed Hornby education cluster the appropriate cluster for Yaldhurst School?

(NOTE: Yaldhurst has been in the Ellesmere rural schools cluster since the cluster concept was introduced, and has been working recently with Weedons School on staff's professional development and sports competitions for the children.)

Different culture.

Do you have other ideas for the future of schooling in Yaldhurst and its surrounding areas?

Hornby Primary and Gilberthorpes come decide, close together and both city schools.

This feedback is provided by:

Current: Student

Parent

Staff member

Past: Student

Parent

Staff member

Future Parent

Community member

Other:

This feedback is provided on behalf of 1 (number) people.

Date: 28/11/12


Thank you for your feedback. If emailing this please return to:

secretary@yaldhurst.school.nz

Or return to school office by: 3 December 2012

Growing Heroes!

Healthy individuals • Enthusiastic learners • Responsible citizens • Open-minded explorers



U
d
3
12
12



Yaldhurst
Model
School

YALDHURST MODEL SCHOOL

48 School Road, RD 6, Christchurch 7676, New Zealand
Phone/Fax +64 3 342 7933
Email secretary@yaldhurst.school.nz
Website www.yaldhurst.school.nz

L
nd
33
nz
nz

Proposed merger of Yaldhurst School with Gilberthorpe School

Yaldhurst Model School is required to consult with its communities, record the feedback received, and attach it to its submission. Yaldhurst Model School welcomes your feedback.

Proposal for consultation

That Yaldhurst Model School is merged with Gilberthorpe Primary School on the Gilberthorpe site. If the Minister decides to merge the schools, the Gilberthorpe School Board will oversee the process, but in some cases the Minister may appoint a new board to oversee the process. The Board of Gilberthorpe School must prepare and discuss an implementation plan with the Ministry. Elections for a new Board of trustees for the merged school must be held with 3 months of the date of the merger. The vacated Yaldhurst property will go into a disposal process managed by the Ministry.

What are the advantages of this proposal? I will be leaving the country if the Education Ministry go ahead with this.
There is none!!

What are the disadvantages of this proposal? YALDHURST MODEL SCHOOL IS THE BEST AND SHOULD NOT BE merged.

I would not send my son to Gilberthorpe School!!
This school has a list of issues and its Crape.
I believe that the ministry would be making a poor decision on merging school as yaldhurst has clearly got more to offer.
Is the proposed Hornby education cluster the appropriate cluster for Yaldhurst School?

(NOTE: Yaldhurst has been in the Ellesmere rural schools cluster since the cluster concept was introduced, and has been working recently with Weedons School on staff's professional development and sports competitions for the children.)

* yaldhurst school has awesome teachers and a very safe playground and a great country feel.

Do you have other ideas for the future of schooling in Yaldhurst and its surrounding areas?

KEEP YALDHURST SCHOOL as its clearly crowning

This feedback is provided by:

Current: Student	Past: Student	Future Parent
<u>Parent</u>	Parent	Community member
Staff member	Staff member	Other:

Mel Smith

This feedback is provided on behalf of 4 (number) people.

Date: 23-11-12


Thank you for your feedback. If emailing this please return to:


secretary@yaldhurst.school.nz

Or return to school office by: 3 December 2012

Growing Heroes!

Healthy individuals • Enthusiastic learners • Responsible citizens • Open-minded explorers





YALDHURST MODEL SCHOOL

48 School Road, RD 6, Christchurch 7676, New Zealand

Phone/Fax +64 3 342 7933

Email secretary@yaldhurst.school.nz

Website www.yaldhurst.school.nz

L
and
933
.nz
.nz

Proposed merger of Yaldhurst School with Gilberthorpe School

Yaldhurst Model School is required to consult with its communities, record the feedback received, and attach it to its submission. Yaldhurst Model School welcomes your feedback.

Proposal for consultation

That Yaldhurst Model School is merged with Gilberthorpe Primary School on the Gilberthorpe site. If the Minister decides to merge the schools, the Gilberthorpe School Board will oversee the process, but in some cases the Minister may appoint a new board to oversee the process. The Board of Gilberthorpe School must prepare and discuss an implementation plan with the Ministry. Elections for a new Board of trustees for the merged school must be held with 3 months of the date of the merger. The vacated Yaldhurst property will go into a disposal process managed by the Ministry.

What are the advantages of this proposal?

Personally I don't see any advantages what so ever.

What are the disadvantages of this proposal?

may cause disruption to this normal school.

Is the proposed Hornby education cluster the appropriate cluster for Yaldhurst School?

(NOTE: Yaldhurst has been in the Ellesmere rural schools cluster since the cluster concept was introduced, and has been working recently with Weedons School on staff's professional development and sports competitions for the children.)

manuel, sport and socially it will affect the kids greatly.

Do you have other ideas for the future of schooling in Yaldhurst and its surrounding areas?

✍

This feedback is provided by:

Current: Student
Parent
Staff member

Past: Student
Parent
Staff member

Future Parent
Community member
Other:


This feedback is provided on behalf of 1 (number) people.

Date: 23/10/12

Thank you for your feedback. If emailing this please return to:


secretary@yaldhurst.school.nz

Or return to school office by: 3 December 2012



Growing Heroes!

Healthy individuals • Enthusiastic learners • Responsible citizens • Open-minded explorers



YALDHURST MODEL SCHOOL

48 School Road, RD 6, Christchurch 7676, New Zealand

Phone/Fax +64 3 342 7933

Email secretary@yaldhurst.school.nz

Website www.yaldhurst.school.nz

L
and
33
.nz
.nz

Proposed merger of Yaldhurst School with Gilberthorpe School

Yaldhurst Model School is required to consult with its communities, record the feedback received, and attach it to its submission. Yaldhurst Model School welcomes your feedback.

Proposal for consultation

That Yaldhurst Model School is merged with Gilberthorpe Primary School on the Gilberthorpe site. If the Minister decides to merge the schools, the Gilberthorpe School Board will oversee the process, but in some cases the Minister may appoint a new board to oversee the process. The Board of Gilberthorpe School must prepare and discuss an implementation plan with the Ministry. Elections for a new Board of trustees for the merged school must be held with 3 months of the date of the merger. The vacated Yaldhurst property will go into a disposal process managed by the Ministry.

What are the advantages of this proposal?

I can't honestly see any.

What are the disadvantages of this proposal?

⇒ move disruption to a stable school that has been a big factor in the last 24 months
⇒ Mixing with a totally different Sports group etc

Is the proposed Hornby education cluster the appropriate cluster for Yaldhurst School?

(NOTE: Yaldhurst has been in the Ellesmere rural schools cluster since the cluster concept was introduced, and has been working recently with Weedons School on staff's professional development and sports competitions for the children.)

The children get to know the Bus for lunch and all the area for sport, manual, and socialles.

Do you have other ideas for the future of schooling in Yaldhurst and its surrounding areas?

- Keep the school and see the benefits of a local school providing a stable, caring environment to all
⇒ the school maybe.

This feedback is provided by:

Current: Student

Parent

Staff member

Past: Student

Parent

Staff member

Future Parent

Community member

Other:

This feedback is provided on behalf of 2 (number) people.

Date: 24th Nov 2012

Thank you for your feedback. If emailing this please return to:

secretary @yaldhurst.school.nz

Or return to school office by: 3 December 2012



Growing Heroes!

Healthy individuals • Enthusiastic learners • Responsible citizens • Open-minded explorers

YALDHURST MODEL SCHOOL

48 School Road, RD 6, Christchurch 7676, New Zealand

Phone/Fax +64 3 342 7933

Email secretary@yaldhurst.school.nz

Website www.yaldhurst.school.nz

L
nd
33
nz
nz

Proposal for consultation:

That Yaldhurst Model School is merged with Gilberthorpe School on the Gilberthorpe site. That this is implemented from the end of 2014.

If this proposal is implemented it would result in the following issues/ concerns:

- 1) The disbandment of a fantastic community.
- 2) Children being upset & disrupted for absolutely no good reason.

If this proposal is implemented it would allow the following opportunities:

None that we can see


Other ideas or proposals for the future of school in this cluster:

This feedback is provided by
i.e. Community member / student / parent

This feedback is provided on behalf of 2 (number) of people Date: 29-10-12

Thank you for your feedback, if emailing please return to:
secretary@yaldhurst.school.nz
Or return to school office before November 20th 2012

Concerns can also be posted to
Amy Adams
829 Main South Rd
Christchurch



Growing Heroes!

Healthy individuals • Enthusiastic learners • Responsible citizens • Open-minded explorers



Yaldhurst
Model
School

YALDHURST MODEL SCHOOL

48 School Road, RD 6, Christchurch 7676, New Zealand

Phone/Fax +64 3 342 7933

Email secretary@yaldhurst.school.nz

Website www.yaldhurst.school.nz

L
and
933
.nz
.nz

Proposed merger of Yaldhurst School with Gilberthorpe School

Yaldhurst Model School is required to consult with its communities, record the feedback received, and attach it to its submission. Yaldhurst Model School welcomes your feedback.

Proposal for consultation

That Yaldhurst Model School is merged with Gilberthorpe Primary School on the Gilberthorpe site. If the Minister decides to merge the schools, the Gilberthorpe School Board will oversee the process, but in some cases the Minister may appoint a new board to oversee the process. The Board of Gilberthorpe School must prepare and discuss an implementation plan with the Ministry. Elections for a new Board of trustees for the merged school must be held with 3 months of the date of the merger. The vacated Yaldhurst property will go into a disposal process managed by the Ministry.

What are the advantages of this proposal?

None

What are the disadvantages of this proposal?

We are a rural school, unique.

Is the proposed Hornby education cluster the appropriate cluster for Yaldhurst School?

(NOTE: Yaldhurst has been in the Ellesmere rural schools cluster since the cluster concept was introduced, and has been working recently with Weedons School on staff's professional development and sports competitions for the children.)

Darfield cluster

Do you have other ideas for the future of schooling in Yaldhurst and its surrounding areas?

Keep rural

This feedback is provided by:

Current: Student

Parent

Staff member

Past: Student

Parent

Staff member

Future Parent

Community member

Other:


This feedback is provided on behalf of 6 (number) people.

Date: 22. 11. 12

Thank you for your feedback. If emailing this please return to:

secretary@yaldhurst.school.nz

Or return to school office by: 3 December 2012



Growing Heroes!

Healthy individuals • Enthusiastic learners • Responsible citizens • Open-minded explorers



Yaldhurst
Model
School

YALDHURST MODEL SCHOOL

48 School Road, RD 6, Christchurch 7676, New Zealand

Phone/Fax +64 3 342 7933

Email secretary@yaldhurst.school.nz

Website www.yaldhurst.school.nz

Proposed merger of Yaldhurst School with Gilberthorpe School

Yaldhurst Model School is required to consult with its communities, record the feedback received, and attach it to its submission. Yaldhurst Model School welcomes your feedback.

Proposal for consultation

That Yaldhurst Model School is merged with Gilberthorpe Primary School on the Gilberthorpe site. If the Minister decides to merge the schools, the Gilberthorpe School Board will oversee the process, but in some cases the Minister may appoint a new board to oversee the process. The Board of Gilberthorpe School must prepare and discuss an implementation plan with the Ministry. Elections for a new Board of trustees for the merged school must be held with 3 months of the date of the merger. The vacated Yaldhurst property will go into a disposal process managed by the Ministry.

What are the advantages of this proposal?

NONE

What are the disadvantages of this proposal?

GETTING RID OF A FABULOUS RURAL SCHOOL
WE CHOSE TO PUT OUR KIDS IN THIS SCHOOL

Is the proposed Hornby education cluster the appropriate cluster for Yaldhurst School?

(NOTE: Yaldhurst has been in the Ellesmere rural schools cluster since the cluster concept was introduced, and has been working recently with Weedons School on staff's professional development and sports competitions for the children.)

NO!! WE HAVE A COMPLETELY DIFFERANT TYPE
OF SCHOOLING. RURAL COUNTRY SCHOOL

Do you have other ideas for the future of schooling in Yaldhurst and its surrounding areas?

KEEP RURAL SCHOOLS RURAL. ALL RURAL
SCHOOLS HAVE A DIFFERANT ATTITUDE TO SCHOOL

This feedback is provided by:

Current: Student

Parent

Staff member

Past: Student

Parent

Staff member

Future Parent

Community member

Other:

This feedback is provided on behalf of 4 (number) people.

Date: 22/11/2012


Thank you for your feedback. If emailing this please return to:

secretary@yaldhurst.school.nz

Or return to school office by: 3 December 2012

Growing Heroes!

Healthy individuals • Enthusiastic learners • Responsible citizens • Open-minded explorers





Yaldhurst
Model
School

YALDHURST MODEL SCHOOL

48 School Road, RD 6, Christchurch 7676, New Zealand

Phone/Fax +64 3 342 7933

Email secretary@yaldhurst.school.nz

Website www.yaldhurst.school.nz

L
land
7933
ol.nz
ol.nz

Proposed merger of Yaldhurst School with Gilberthorpe School

Yaldhurst Model School is required to consult with its communities, record the feedback received, and attach it to its submission. Yaldhurst Model School welcomes your feedback.

Proposal for consultation

That Yaldhurst Model School is merged with Gilberthorpe Primary School on the Gilberthorpe site. If the Minister decides to merge the schools, the Gilberthorpe School Board will oversee the process, but in some cases the Minister may appoint a new board to oversee the process. The Board of Gilberthorpe School must prepare and discuss an implementation plan with the Ministry. Elections for a new Board of trustees for the merged school must be held with 3 months of the date of the merger. The vacated Yaldhurst property will go into a disposal process managed by the Ministry.

What are the advantages of this proposal?

None

What are the disadvantages of this proposal?

getting rid of an amazing rural school, loss of our tight school community.

Is the proposed Hornby education cluster the appropriate cluster for Yaldhurst School?

(NOTE: Yaldhurst has been in the Ellesmere rural schools cluster since the cluster concept was introduced, and has been working recently with Weedons School on staff's professional development and sports competitions for the children.)

NO!! a completely different culture of schools

Do you have other ideas for the future of schooling in Yaldhurst and its surrounding areas?

Keep Rural Schools Rural!!

This feedback is provided by:

Current: Student

Parent

Staff member

Past: Student

Parent

Staff member

Future Parent

Community member

Other:


This feedback is provided on behalf of 4 (number) people.

Date: 22/11/2012

Thank you for your feedback. If emailing this please return to:


secretary @yaldhurst.school.nz

Or return to school office by: 3 December 2012



Growing Heroes!

Healthy Individuals • Enthusiastic learners • Responsible citizens • Open-minded explorers



YALDHURST MODEL SCHOOL

48 School Road, RD 6, Christchurch 7676, New Zealand
Phone/Fax +64 3 342 7933
Email secretary@yaldhurst.school.nz
Website www.yaldhurst.school.nz

aland
7933
ol.nz
ol.nz

Proposed merger of Yaldhurst School with Gilberthorpe School

Yaldhurst Model School is required to consult with its communities, record the feedback received, and attach it to its submission. Yaldhurst Model School welcomes your feedback.

Proposal for consultation

That Yaldhurst Model School is merged with Gilberthorpe Primary School on the Gilberthorpe site. If the Minister decides to merge the schools, the Gilberthorpe School Board will oversee the process, but in some cases the Minister may appoint a new board to oversee the process. The Board of Gilberthorpe School must prepare and discuss an implementation plan with the Ministry. Elections for a new Board of trustees for the merged school must be held with 3 months of the date of the merger. The vacated Yaldhurst property will go into a disposal process managed by the Ministry.

What are the advantages of this proposal?

NONE

What are the disadvantages of this proposal?

detrimental to both schools & students.
Broken communities that are already

Is the proposed Hornby education cluster the appropriate cluster for Yaldhurst School?

(NOTE: Yaldhurst has been in the Ellesmere rural schools cluster since the cluster concept was introduced, and has been working recently with Weedons School on staff's professional development and sports competitions for the children.)

Do you have other ideas for the future of schooling in Yaldhurst and its surrounding areas?

Leave yaldhurst Model School as is.

This feedback is provided by:

Current: Student	Past: Student	Future Parent
Parent	Parent	Community member
Staff member	Staff member	Other:

This feedback is provided on behalf of 4 (number) people.

Date: 22/11/2012

Thank you for your feedback. If emailing this please return to:

secretary@yaldhurst.school.nz

Or return to school office by: 3 December 2012

Growing Heroes!

Healthy individuals • Enthusiastic learners • Responsible citizens • Open-minded explorers

