



JNMM60-290~310

High-efficiency mono solar module

Adopting PERC+ cell technology

JNMM60

Approved by CQC, CGC “Front Runner”.

Leading passivated emitter and rear contact technology in the industry.

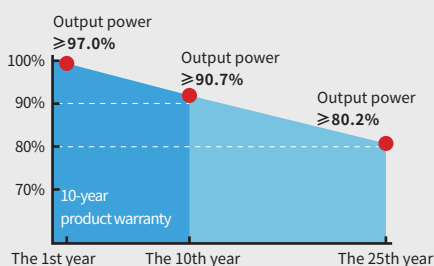
Advanced process to reduce extra degradation of PERC cell.

Higher conversion efficiency to reduce system cost per watt.

CERTIFICATION



QUALITY ASSURANCE



Advanced production process

5 bus-bar design, double printing cell technology
Average cell efficiency >21.8%



Superior quality control

Full automatic production line
ISO 9001:2015 Quality Management System
100% three times EL and appearance inspection



Excellent power generation performance

0~+5W positive power tolerance
Improved low light irradiance performance



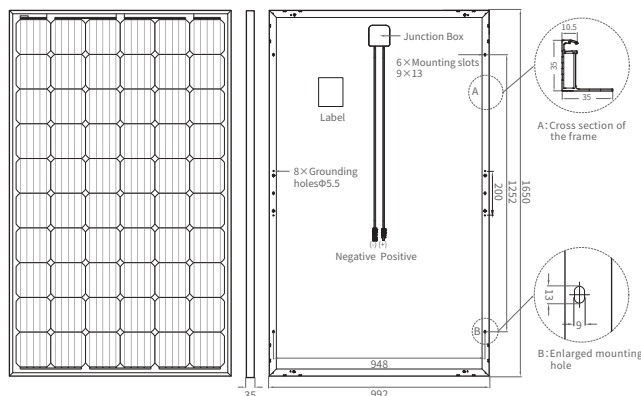
Stable mechanical performance

Passed rigorous hail test
Withstands 5400 Pa snow and 2400 Pa wind loads



JINNENG CLEAN ENERGY TECHNOLOGY LTD
JINNENG PHOTOVOLTAIC TECHNOLOGY LTD

No.1 Wenshui Economic Development Zone, Lvliang, Shanxi 032100, China
No. 533 Guang'an East Street, Yuci District, Jinzhong, Shanxi 030600, China
Tel: +86(354)2037999 E-mail:sales@jinery.com



MECHANICAL PARAMETERS

Cell (mm)	156.75*156.75 Mono
Dimensions (L*W*H) (mm)	1640/1650*992*35/40
Weight (kg)	17.9/18.1/ 18.1/18.2
Cable Cross Section Size (mm ²)	4
Cable Length (mm)	800/1000
No. of Cells and Connections	60(6*10)
No. of Diodes	3

*Type of Connector:
 PV-JN01/PV-KST4/xy-UR, PV-KBT4/xy-UR/PV-KST4-EVO 2/xy_UR,
 PV-KBT4-EVO 2/xy_UR/05-6/05-8

QUALIFICATION

Max.System Voltage (V DC)	1000
Temperature Cycling Range (°C)	-40~+85
Max.Series Fuse Rating (A)	15
Max Reverse Current (A)	15
Max.Wind Load / Max.Snow Load (Pa)	2400/5400
Hot Spot Rate	100% Free

TEMPERATURE COEFFICIENTS

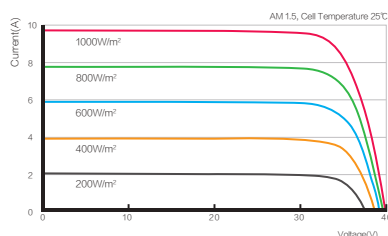
Norminal Operating Cell Temp (NOCT)	45±2°C
Temperature Coefficient Voltage (Voc)	-0.29% / °C
Temperature Coefficient Current (Isc)	0.04% / °C
Temperature Coefficient Power (Pm)	-0.40% / °C

ELECTRICAL PARAMETERS

	JNMM60-290	JNMM60-295	JNMM60-300	JNMM60-305	JNMM60-310	
STC AM1.5, 1000W/m ² Cell Temperature 25°C	Max. Power at STC (Pmpp/W)	290	295	300	305	310
	Output Tolerance (W)	0+5	0+5	0+5	0+5	0+5
	Max. Power Voltage (Vmp/V)	32.03	32.33	32.62	32.92	33.16
	Max. Power Current (Imp/A)	9.06	9.13	9.20	9.27	9.35
	Open Circuit Voltage (Voc/V)	39.42	39.58	39.75	39.92	40.09
	Short Circuit Current (Isc/A)	9.51	9.57	9.64	9.71	9.76
	Module Efficiency (%)	17.7	18.0	18.3	18.6	18.9
NOCT AM1.5, 800W/m ² , Ambient Temperature 20°C, Wind Speed 1m/s	Max. Power at NOCT (Pmpp/W)	215.8	219.6	223.3	227.0	230.7
	Max. Power Voltage (Vmp/V)	29.78	30.06	30.34	30.61	30.84
	Max. Power Current (Imp/A)	7.25	7.30	7.36	7.42	7.48
	Open Circuit Voltage (Voc/V)	36.97	37.12	37.28	37.44	37.60
	Short Circuit Current (Isc/A)	7.67	7.72	7.78	7.83	7.87

*Power measurement tolerance: ±3%.

I-V CURVE(300W)



PACKING CONFIGURATION

Container (High cube)	Platform Semi-Trailer
Pieces Per Pallet	31/27/31/27
Pallets Per Stack	2
Extra Pieces Per Stack	4
Stacks Per Container	14
Pieces Per Container	924/ 812 /924/ 812
Pieces Per Pallet	31/27/31/27
Pallets Per Stack	2
Stacks Per Platform	25
Pieces Per Platform	1550/1350/1550/1350