



New User Guide

Welcome to Clubhouse!

We're so glad to have you and can't wait to meet you. In the meantime, here's a collection of information and tips to help you make the most of your experience. Of course, the best way to learn about Clubhouse is to dive in- join, participate, or host conversations. Your "newbie" badge (the party hat sticker on your profile photo) will last for 7 days after you join!

Just the basics

What is Clubhouse?	Page 4
Who is Clubhouse for?	Page 5
Can you give me a quick tour?	Page 6
How can I meet people?	Page 9
What "roles" can a user can have?	Page 15
What are the "rules?"	Page 18
What's the etiquette?	Page 19
How can I invite people?	Page 20

Spaces & conversations

How do “rooms” work?	Page 21
What are the different room types?	Page 27
Which rooms can I join?	Page 31
How can I find out about events?	Page 32
How can I plan a conversation?	Page 33
How can I be a great host?	Page 34
What are clubs? How can I start one?	Page 35
How can I find and join clubs?	Page 36

A few more FAQs

Who should I follow?	Page 37
How do I get more followers?	Page 38
When do I get notified about people?	Page 39
Can I adjust my notification settings?	Page 40
What are some insider “tips” or “hacks?”	Page 41
Can I share feedback or a feature request?	Page 43
How can I learn more?!	Page 44

What is Clubhouse?

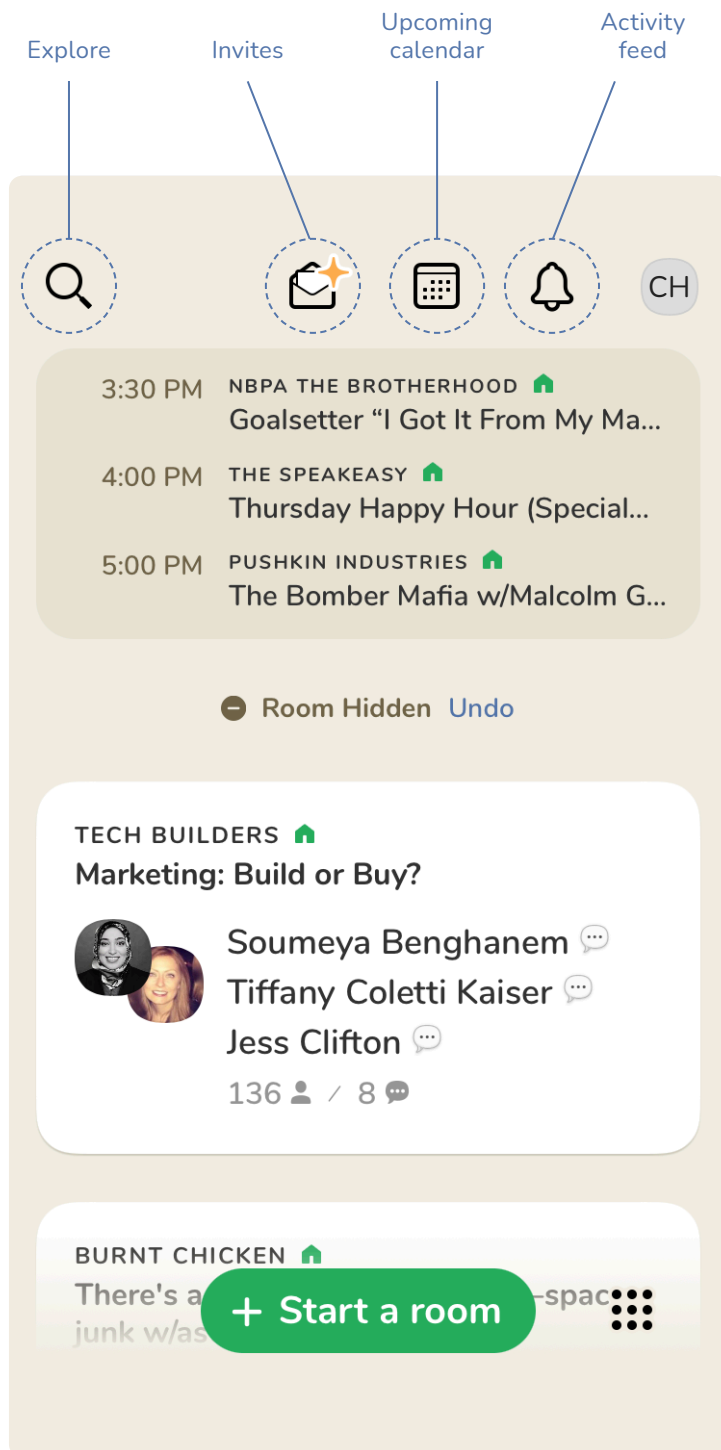
Clubhouse is a new type of social network based on voice - where people around the world come together to talk, listen and learn from each other in real-time. When you open the app you can see “rooms” full of people talking - all open so you can hop in and out, exploring different conversations. It’s a place to meet with friends and with new people around the world- to tell stories, ask questions, debate, learn, and have impromptu conversations on thousands of different topics.

Who is Clubhouse for?

We are building Clubhouse for everyone and working to open it up to the world as fast as possible. We just want to make sure that as we scale, it's a great experience for everyone, so we're adding new users in waves. To join, anyone can sign up on the waitlist (and reserve their username) or skip the waitlist by getting an invite from a current user.

Can you give me a quick tour?

Yes! When you first open the app after completing the onboarding process, you'll see the home screen (also referred to as the “feed,” “hallway,” “all rooms screen,” or “lobby”).



Here are some important parts of it, starting from the top left, moving clockwise:

Explore: tap on the magnifying glass icon to find people and clubs to follow from a wide variety of topics!

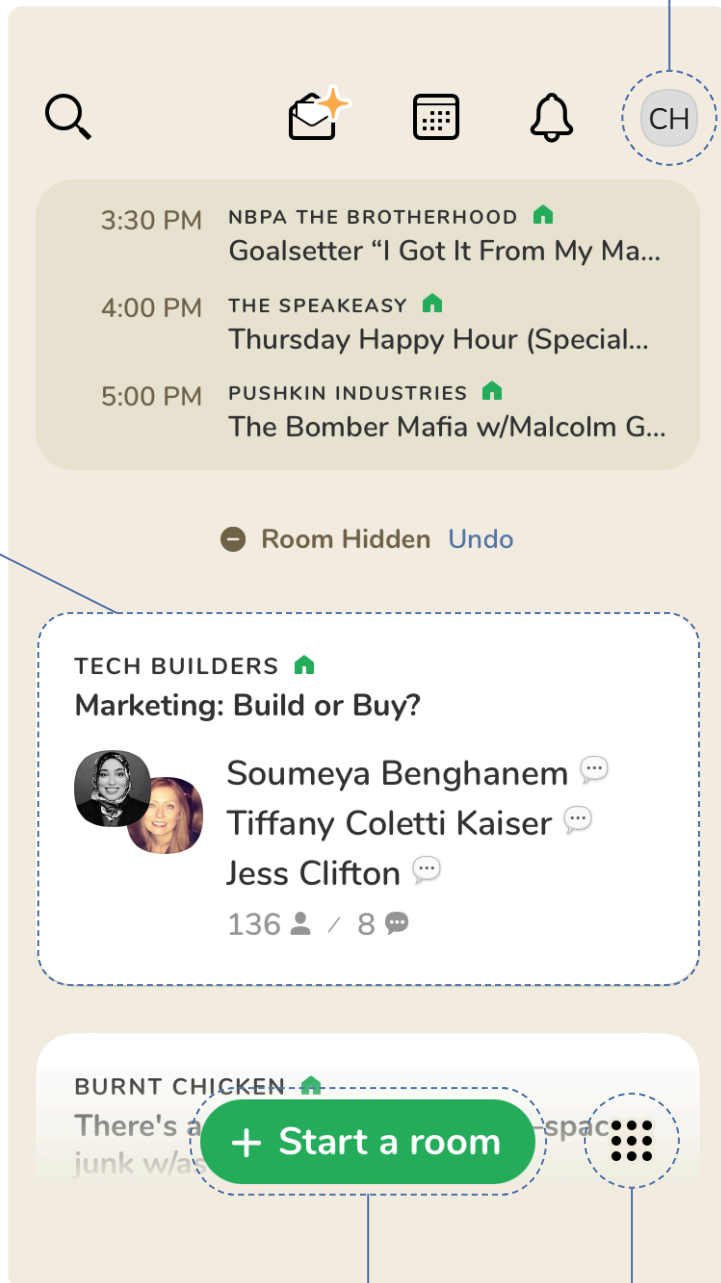
Invites: when you have invites available, you'll see an envelope icon; tap to send invites!

Upcoming Calendar: tap the calendar icon to see upcoming events and shows.

Activity Feed: tap the bell icon to see recent notifications about contacts who just joined the app, new followers, invites to join clubs, messages from Clubhouse support, etc.

More on page 8

User profile



Rooms

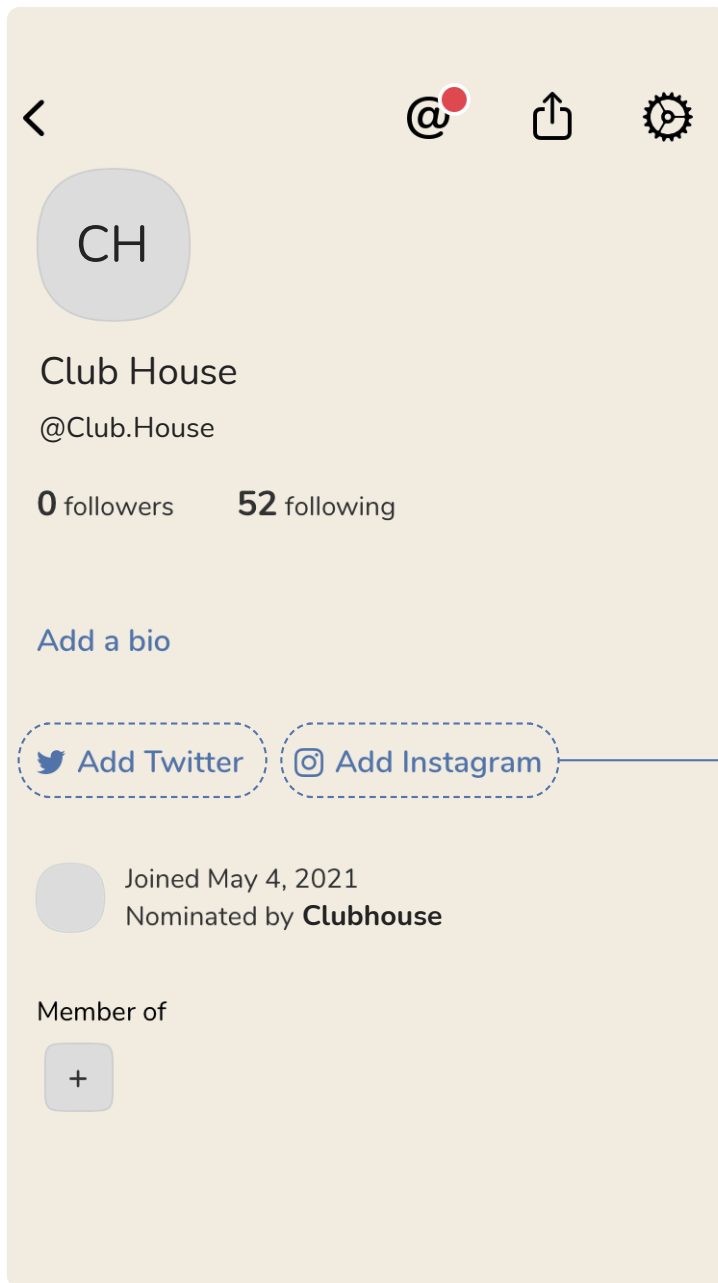
User profile: tap on the photo at the top right (or photo slot if you haven't added a profile pic yet) to navigate to your user profile, edit it, and access settings and important links.

Who's online: the "online" button at the lower right of your home screen takes you to a screen, also known as the "sidebar," where you can see which of your friends are online. You can also just swipe right-to-left from the main screen to get to there!

Start a room: tap the big green button to start a new room, then choose the type of room, and hit go!

Rooms: if there are rooms live, you'll see them in the feed, with title, names of speakers, names of listeners that you follow, and the number of participants. Tap to join!

P.S. We also host a weekly new user orientation live in the app!



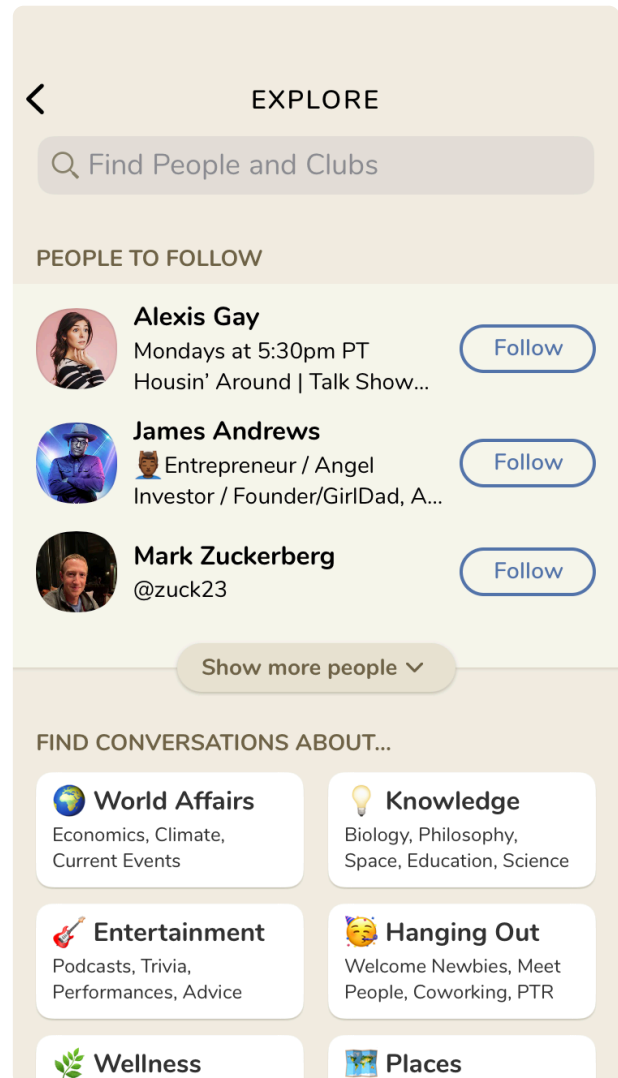
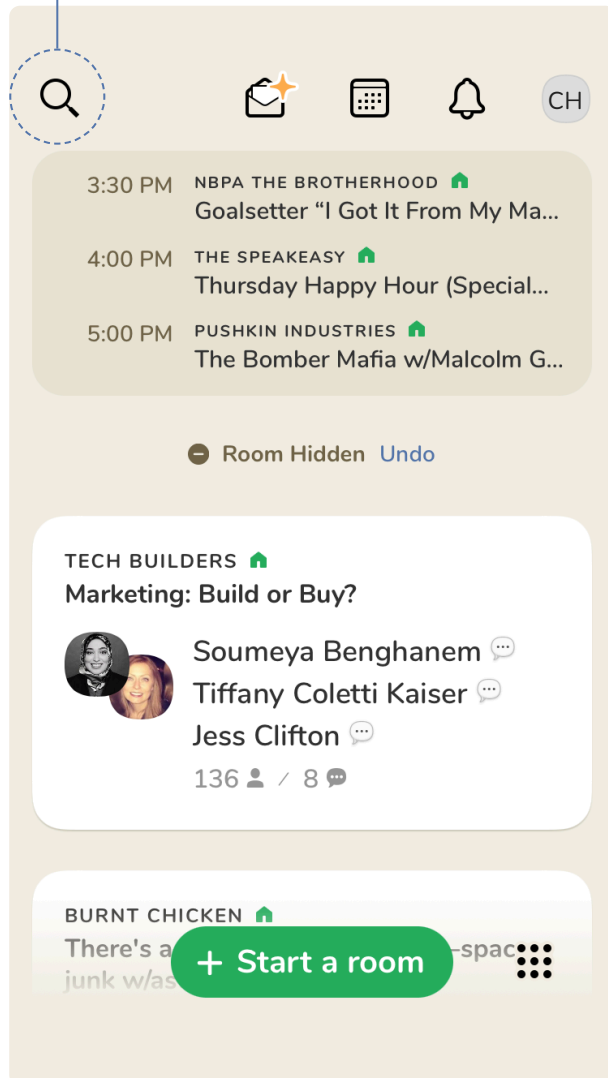
What “roles” can a user can have?

There are many ways to discover people in Clubhouse! Here are just a few of them:

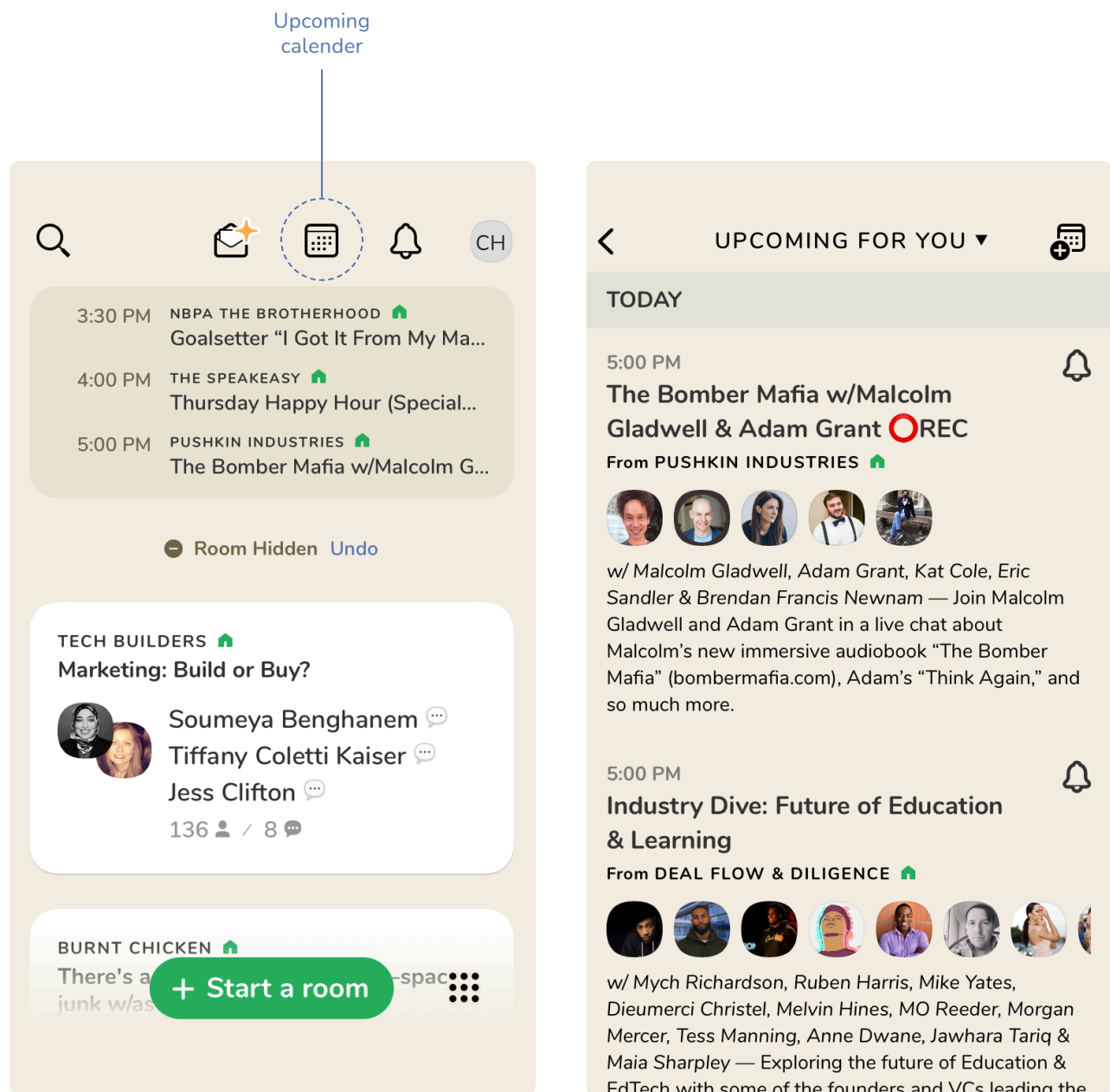
Onboarding: if you connected your contacts and/ or Twitter accounts, you should see some personalized recommendations for people to follow.

Connecting to other social media accounts

Explore

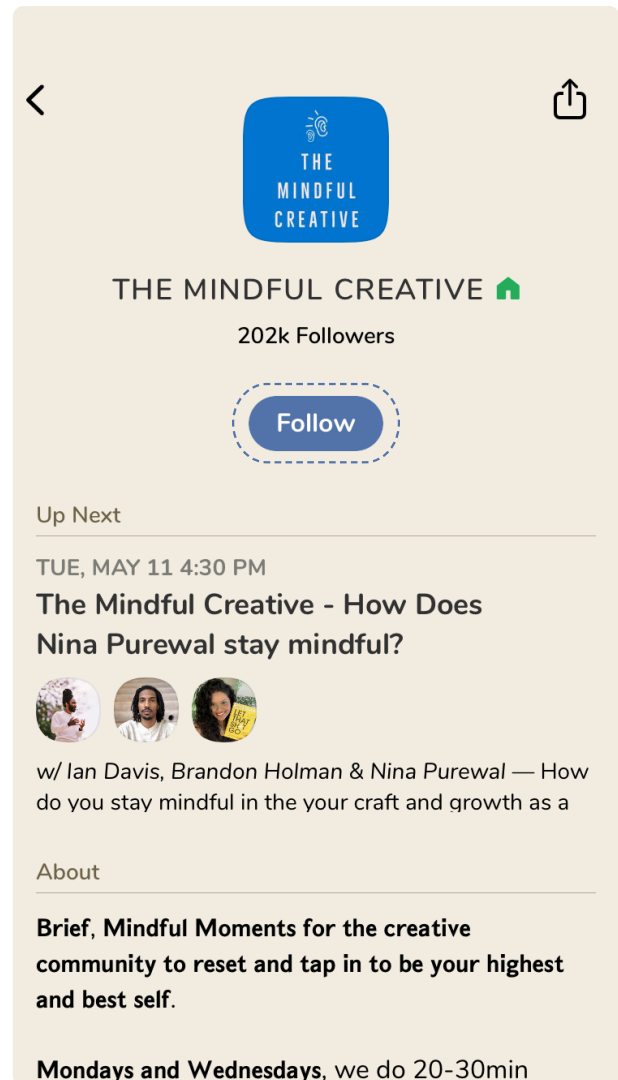



Explore: tap on the magnifying glass icon to find the Explore page!
Here you can find conversations on a wide variety of topics, from storytelling to sci-fi, along with people and clubs to follow.

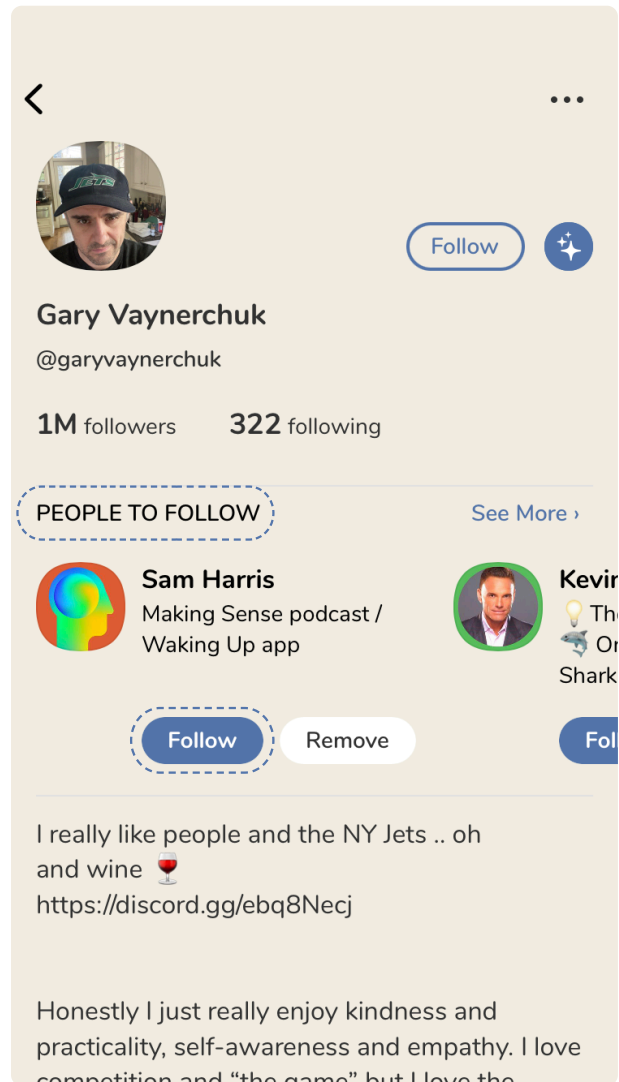
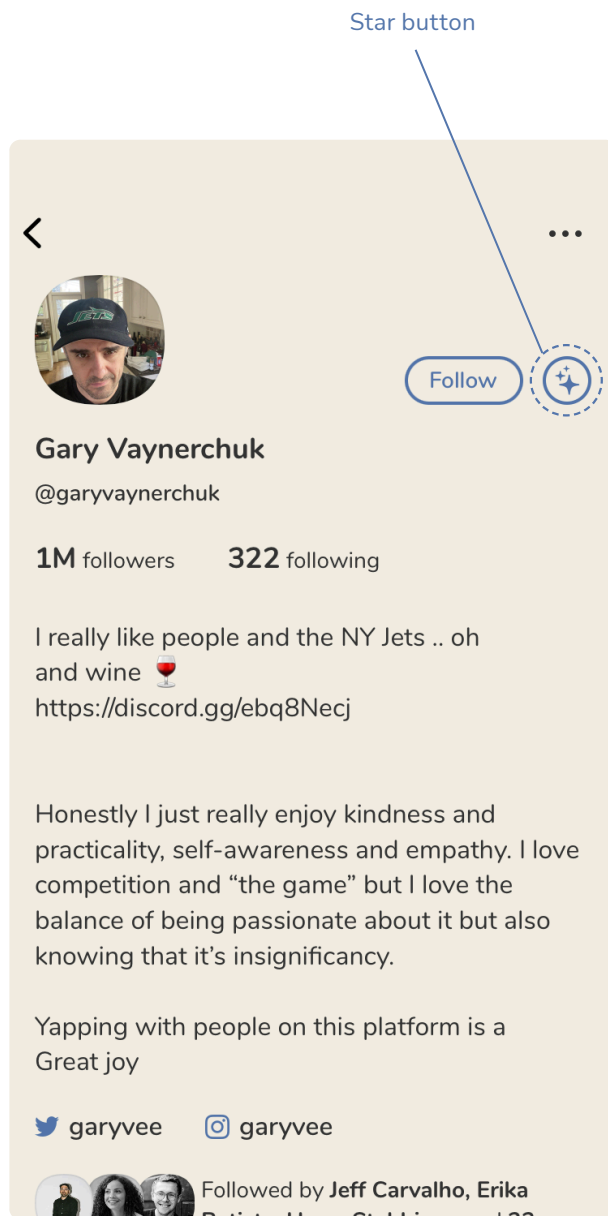


Upcoming calendar: tap the calendar icon to see upcoming events and shows! This can be a great way to find topics and conversations that are interesting to you, as well as event hosts and speakers that you'd be excited to get to know.

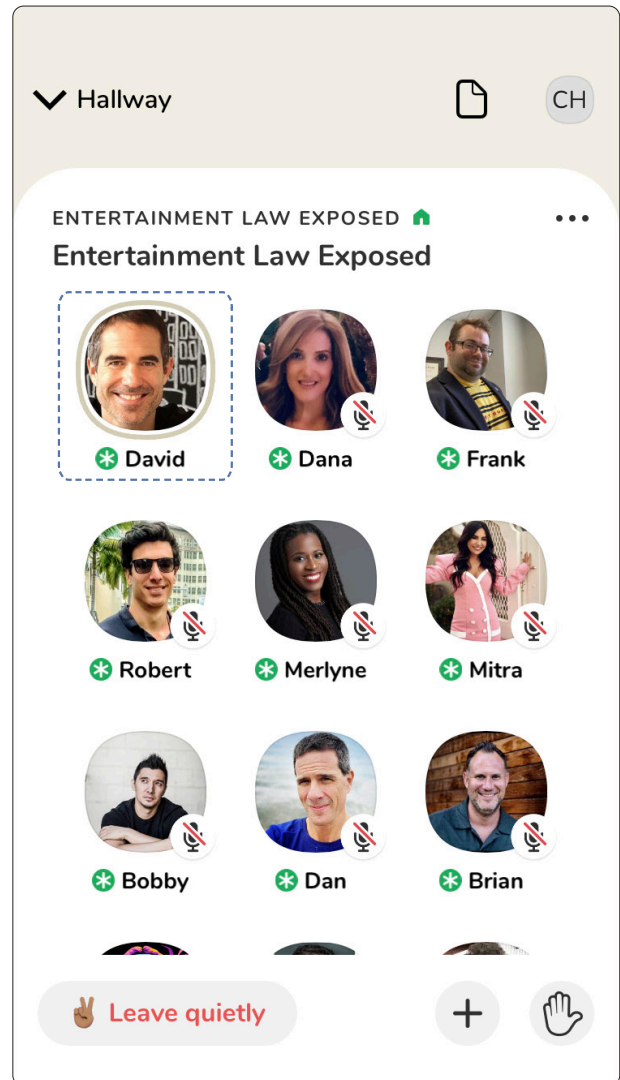
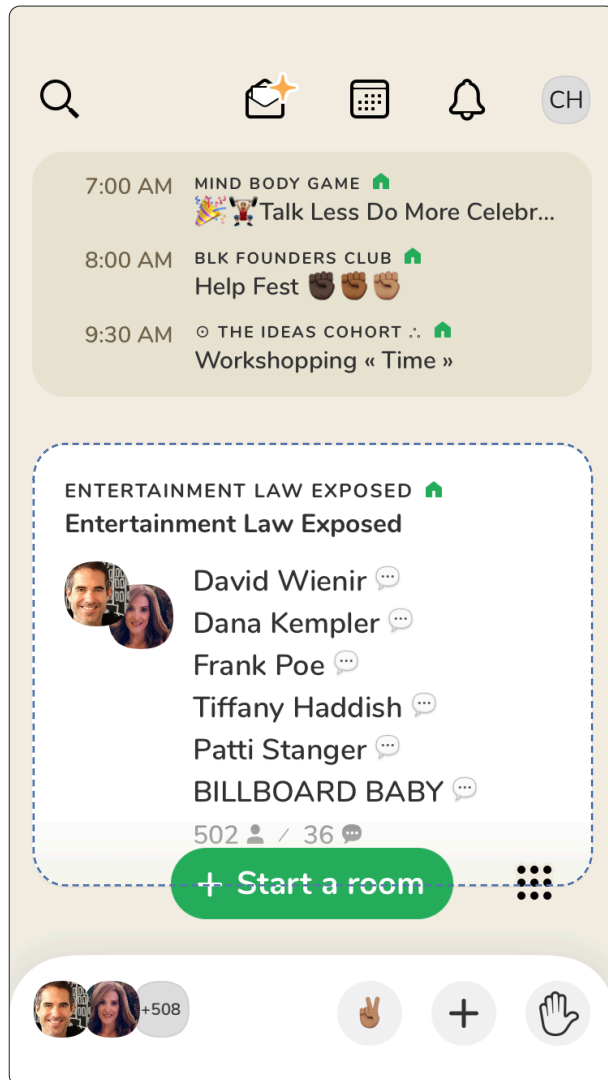
Search here



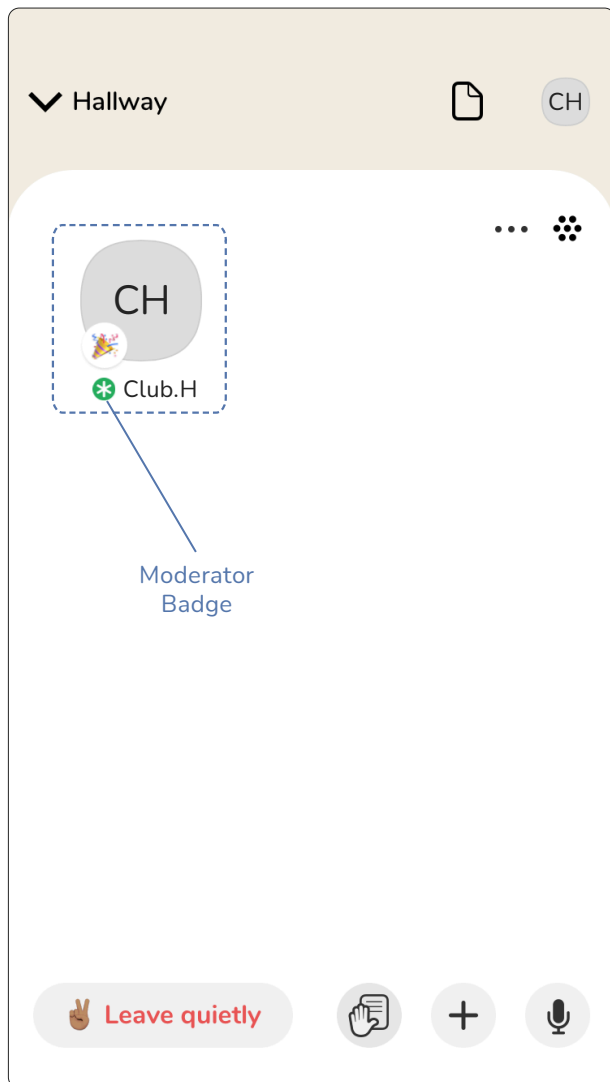
Clubs: joining and participating in clubs can help you meet users with shared interests.



User Profiles: when you visit any user's profile, you'll see a "star" button next to the "follow" button; tap on it to see users that may be similar!



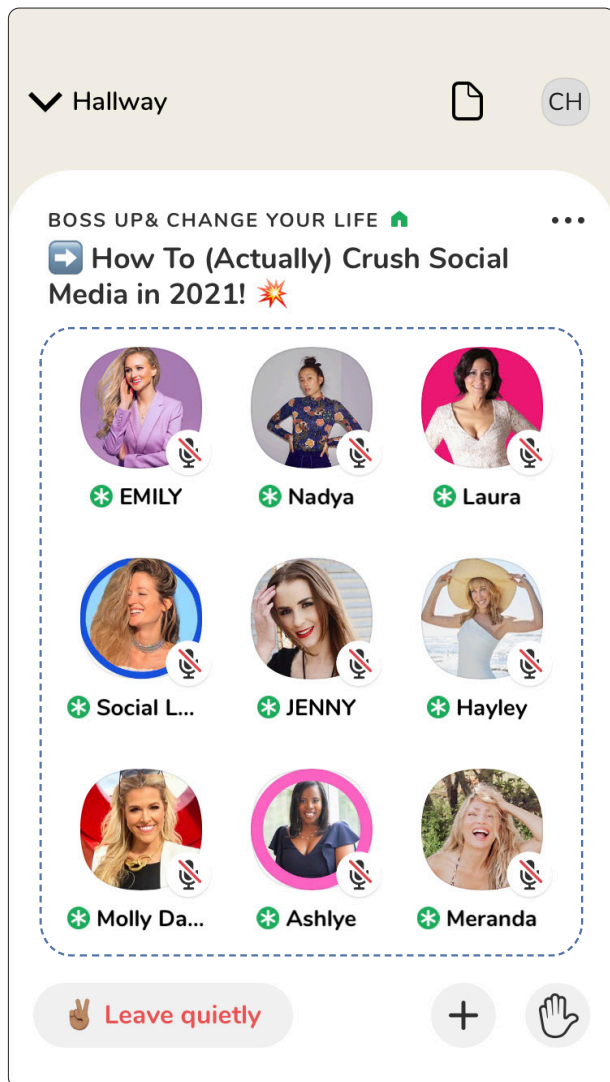
Inside Rooms!: the best way to discover and meet more amazing people is to join rooms, browse other participants' profiles, get in on the discussions, and make connections! You'll even see some public "welcome" rooms for new users-feel free to join in!



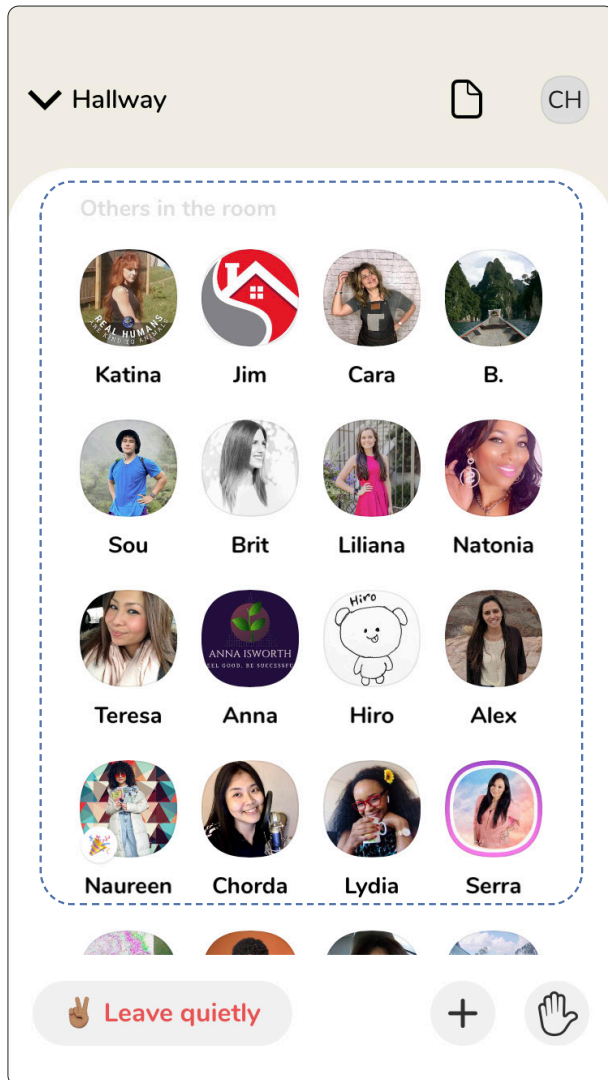
What “roles” can a user can have?

Conversations in Clubhouse take place in **rooms, and this is where all the magic happens**. Within each room, you can be a **moderator**, a **speaker**, or a **listener**.

Moderators. When you start a room in Clubhouse, you are the moderator. This means you are a speaker with the special power to add, mute, and remove other speakers. You can access these tools by tapping on the photo of any user in the room. “Mods” guide the conversation and have a strong influence on the content and style of conversation. The best moderators tend to thoughtfully curate the speaker group, actively manage the conversation, and consider the audience experience.



Speakers. Speakers are the people in a room who have the ability to talk. By default, the person who starts the room is a speaker, and so is the first person to join them on stage. Everyone else joins in the audience as a listener, and must be invited up if they wish to speak, or listeners can raise their hand to ask to speak. Move yourself off the stage by tapping on your own photo. Successful speakers tend to share the stage, know when to mute (and unmute), and aren't shy about bowing out when they want to.



Listeners. When you tap to join an existing conversation, you enter in the audience on mute. This means you are a listener! As a listener on Clubhouse, you should relax and enjoy the conversation.

What are the “rules” ?

We're so glad you want to know! You can find all our policies linked from our knowledge center home page [here](#), or access them directly below. These include information on trust, safety, and privacy - which we value highly. As a general reminder, voice is a unique medium and in the Clubhouse format everyone can impact each other, so please take time to review our rules.

[Community Guidelines](#)

[Terms of Service](#)

[Privacy Policy](#)

What's the etiquette?

In addition to the formal “rules,” these are things that we’d want everyone in Clubhouse to be mindful of, regardless of the room they’re in:

Be respectful. This is pretty self-explanatory - people have set an amazing precedent in the community and we strongly believe in this. Speaking in voice conveys rich context and there’s so much nuance in what you say and how you say it.

Share the stage. Most rooms have many speakers on stage, rather than just one or two. Having a large group on stage is fun and engaging, but also means it’s important to be considerate of others who are on stage, whether you’re a moderator or just a speaker.

Be mindful of diversity. The diversity of users, backgrounds, and perspectives makes Clubhouse amazing, and we believe it’s important to keep this in mind - whether you’re organizing an event, deciding who to let on stage, taking turns talking, etc.

Treat everyone as equal. When celebrities join rooms in Clubhouse, occasionally people get so excited, they want to put the spotlight on these figures. However, generally the experience for them and others in the room is better when everyone is treated as an equal! Authentic conversations from person to person, irrespective of status, are powerful.

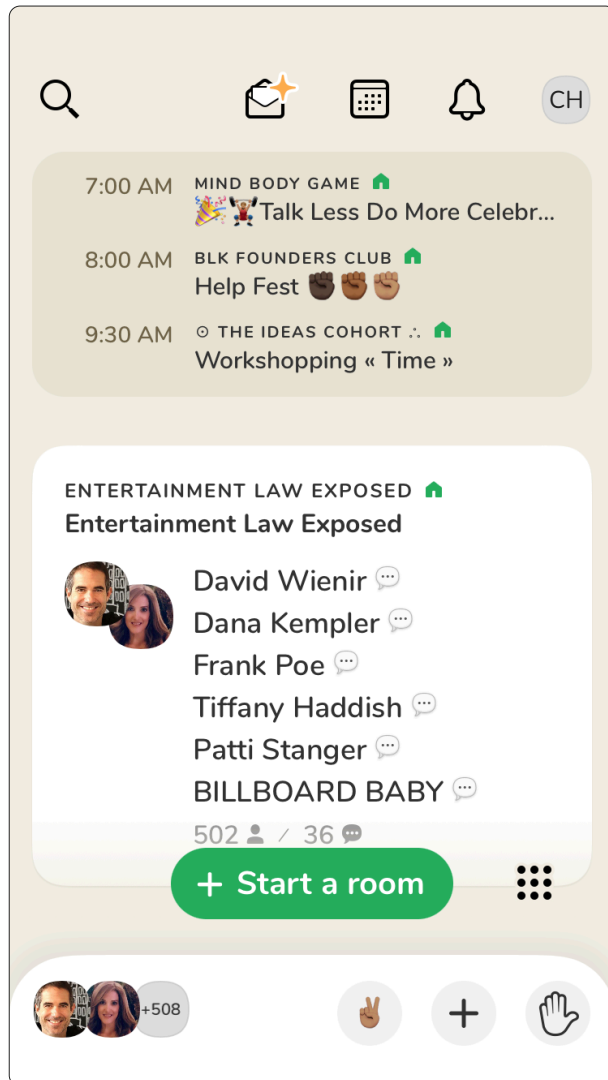
Welcome the newbies. One of the most amazing things we’ve seen in Clubhouse is the culture of welcoming newcomers. Newbies have a “party hat” badge on their profile photo when they’re in a room so that you know to introduce yourself to them and invite them to come up and speak. You can also join or create welcome rooms to orient and meet newbies!

How can I invite people?

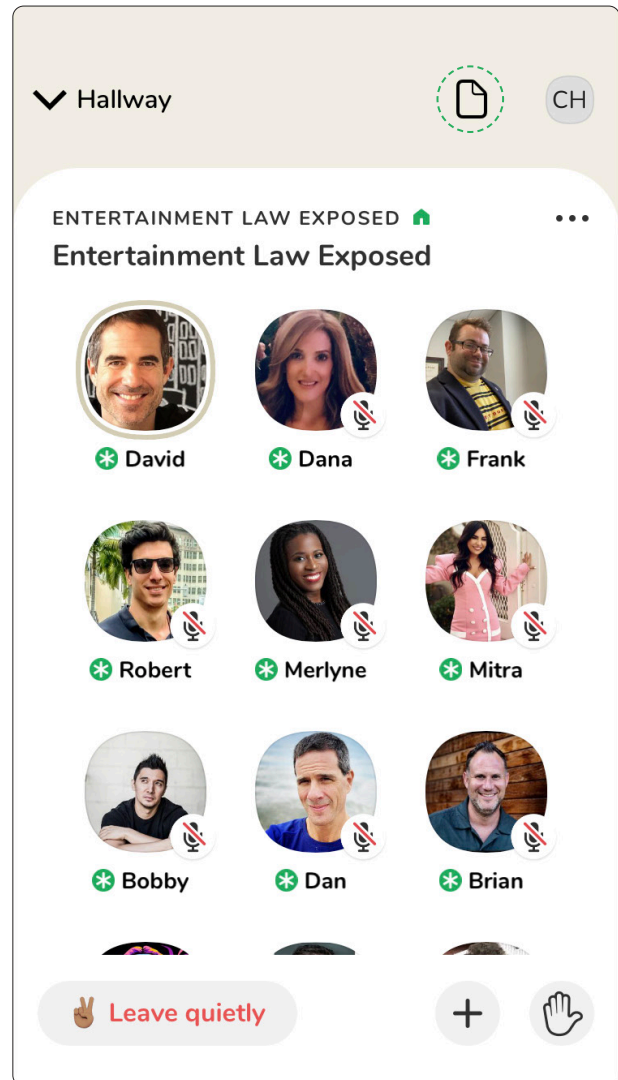
Thanks for your excitement about sharing Clubhouse! We allocate invites automatically based on contribution to the community-so get engaged, keep hosting great conversations, joining discussions, and invites will automatically appear in your account! When you have more invites available, you'll get an in-app notification.

How do “rooms” work?

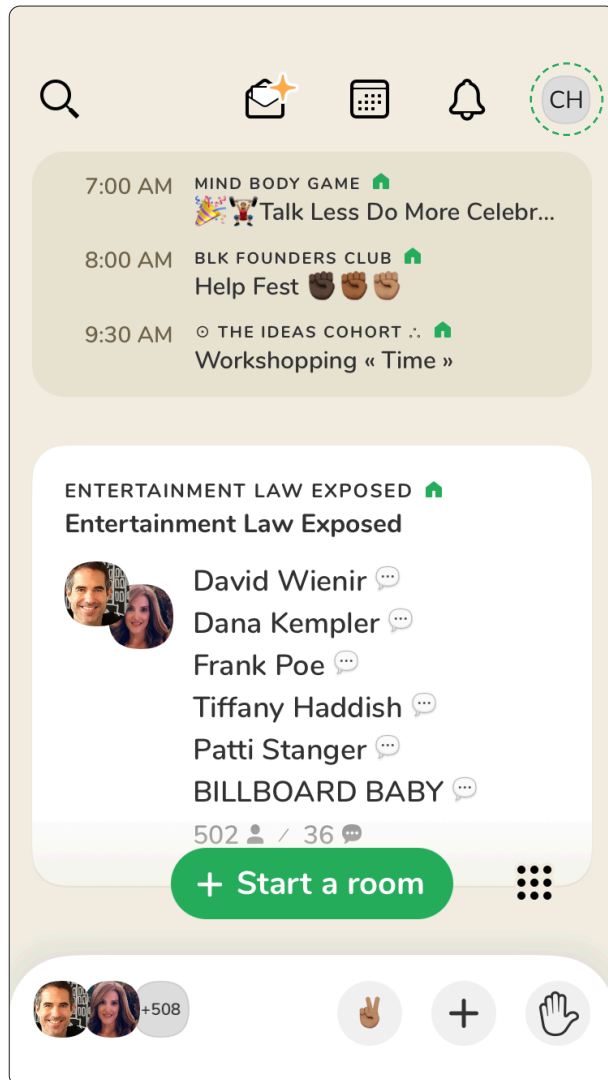
Conversations in Clubhouse take place in rooms.
Here is a quick tour of your typical room.



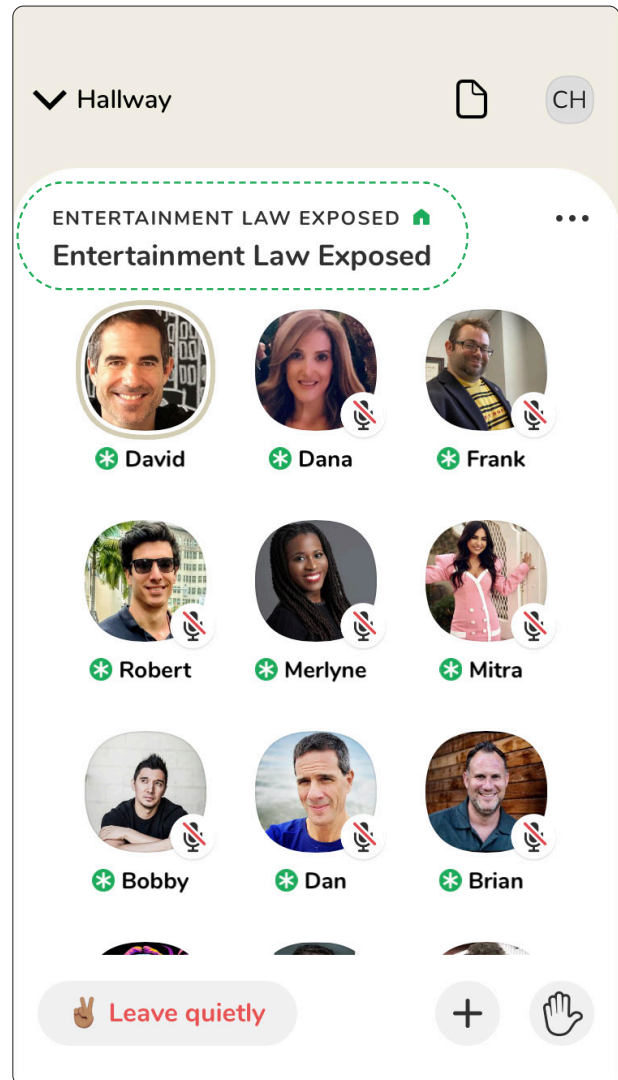
All Rooms: tap the button to go back to the main feed displaying all rooms you can see!



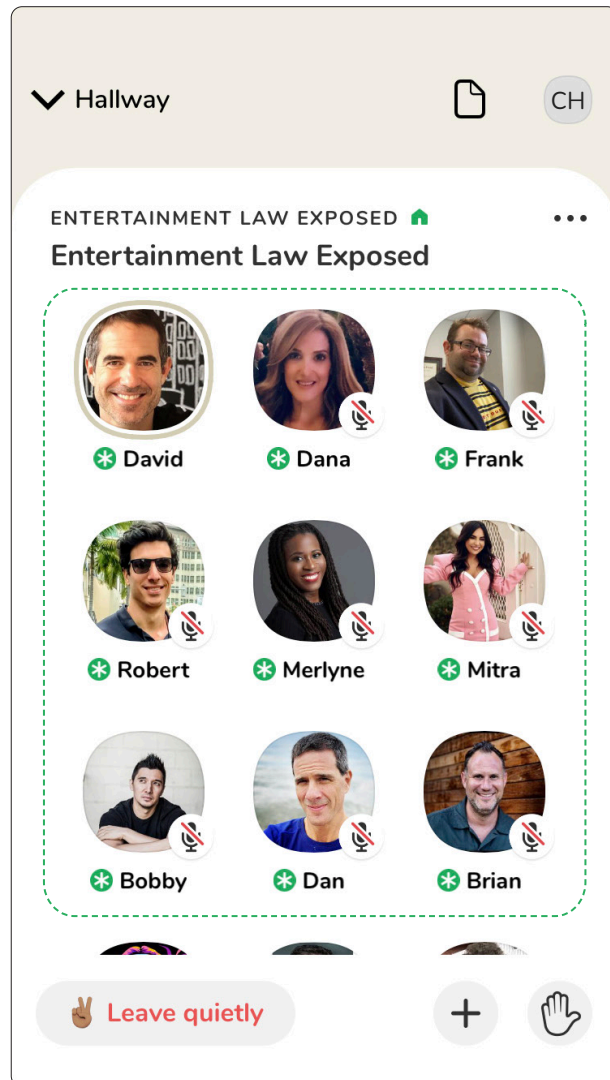
Community Guidelines: tap the “document” icon to view the Clubhouse Community Guidelines, which detail our principles, rules, reporting and investigation policies, and other useful info.



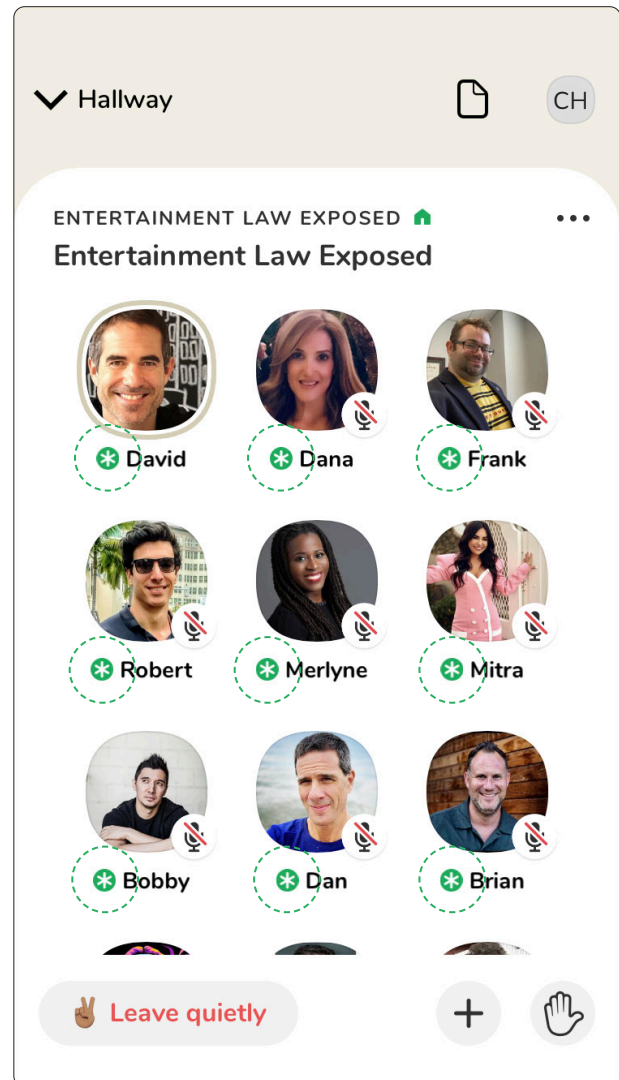
User profile: tap on the small profile photo in the top right to navigate to your profile.



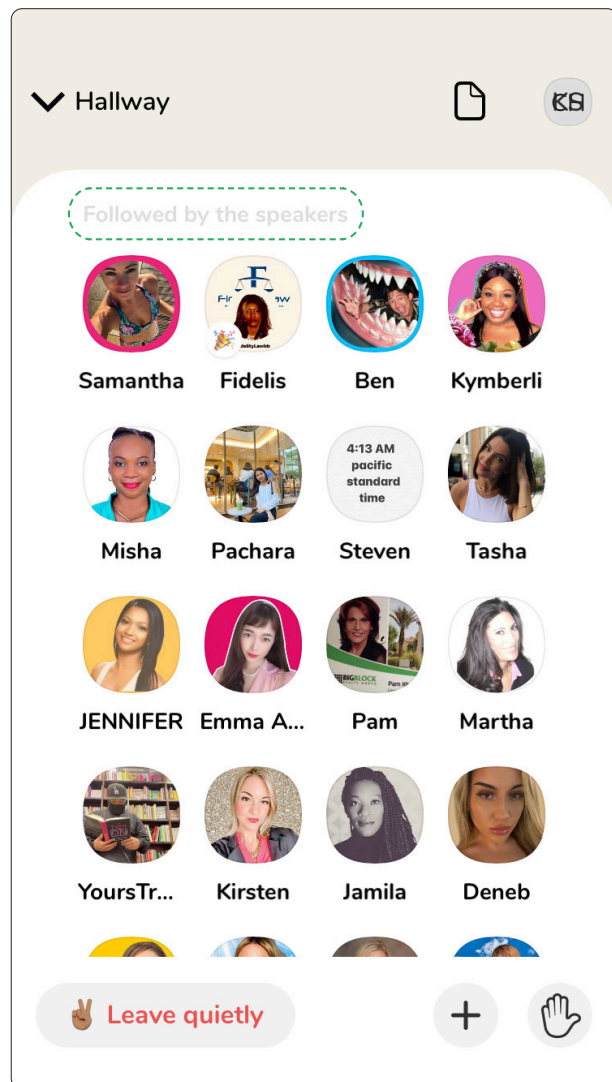
Room title: if the room has a title, you'll see it displayed at the top above the speakers. If a club is hosting the conversation, you'll also see the club name (next to a little house icon).



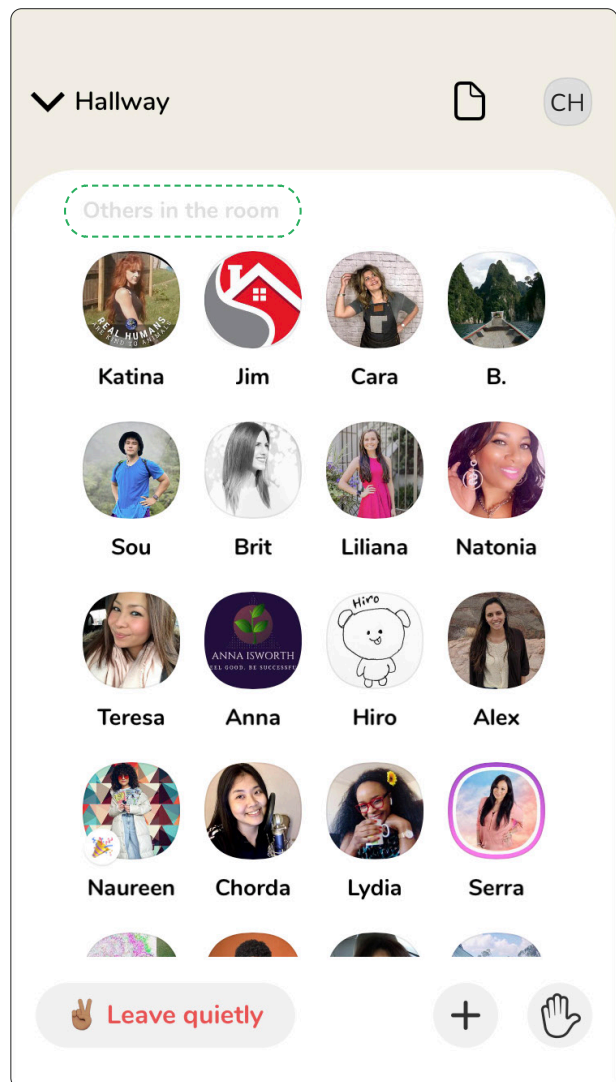
Stage: the section of the room where speakers are visible is sometimes called the “stage.”



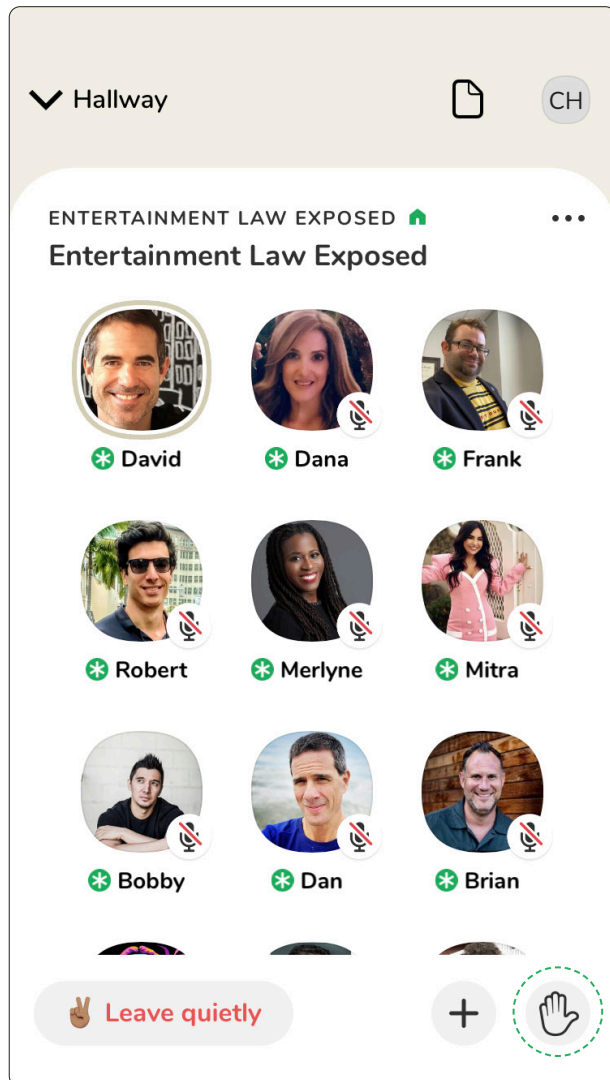
Moderator badge: the green star next to a speaker’s name means they’re a room moderator, or “mod.” Moderator badge: the green star next to a speaker’s name means they’re a room moderator, or “mod.”



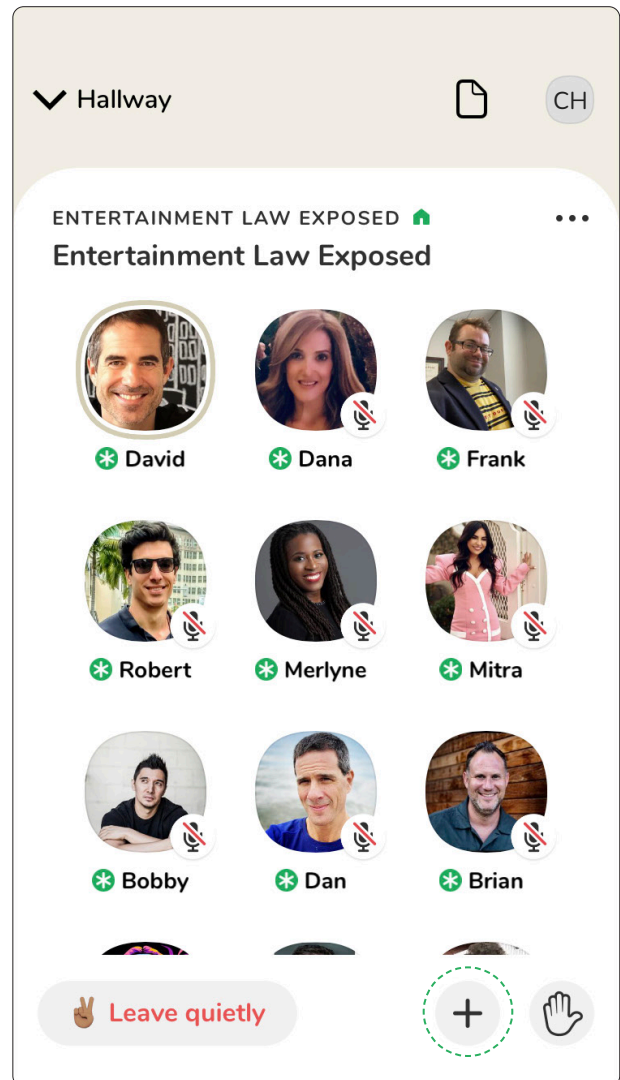
“Followed by speakers”: this section shows you which listeners are followed by the speakers. If you’re a speaker, this helps you see which of your friends are in the room, in case you want to call them up on stage. If you’re a listener, it shows you people who may be similar to the speakers, in case you want to follow them.



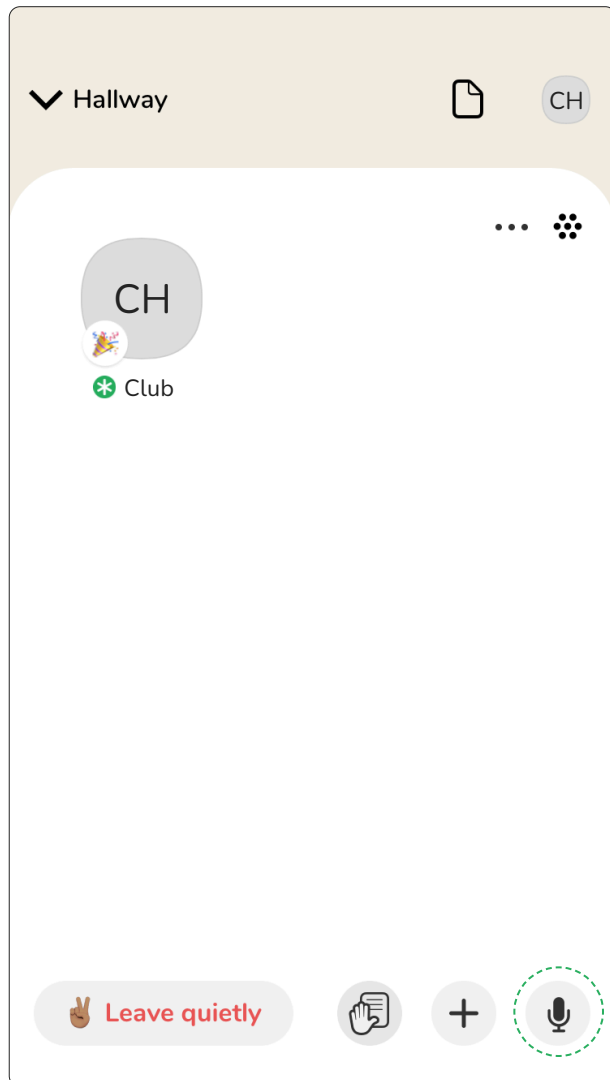
Others in the room: Others in the room: users who are not yet followed by any of the speakers are shown here.



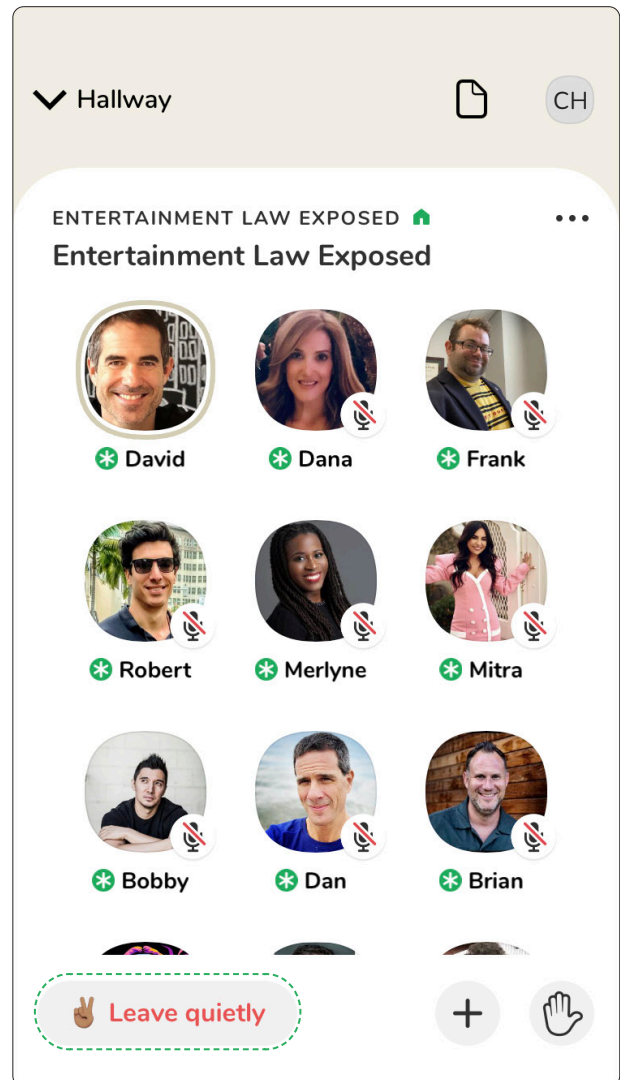
Raise hand: this button will be tappable when moderators are open to taking questions.



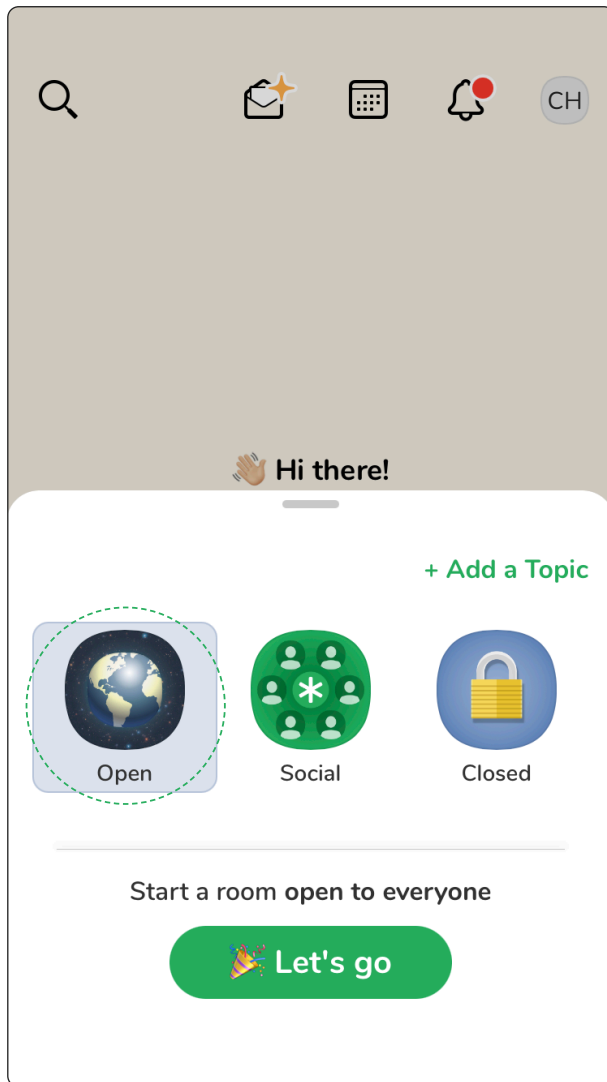
Ping (+): this allows you to invite other users (who follow you) into the room!



Mute / unmute: when you're in the audience, you won't see this icon since you're always muted by default; when you become a speaker, you'll see it. Tap to mute / unmute yourself.



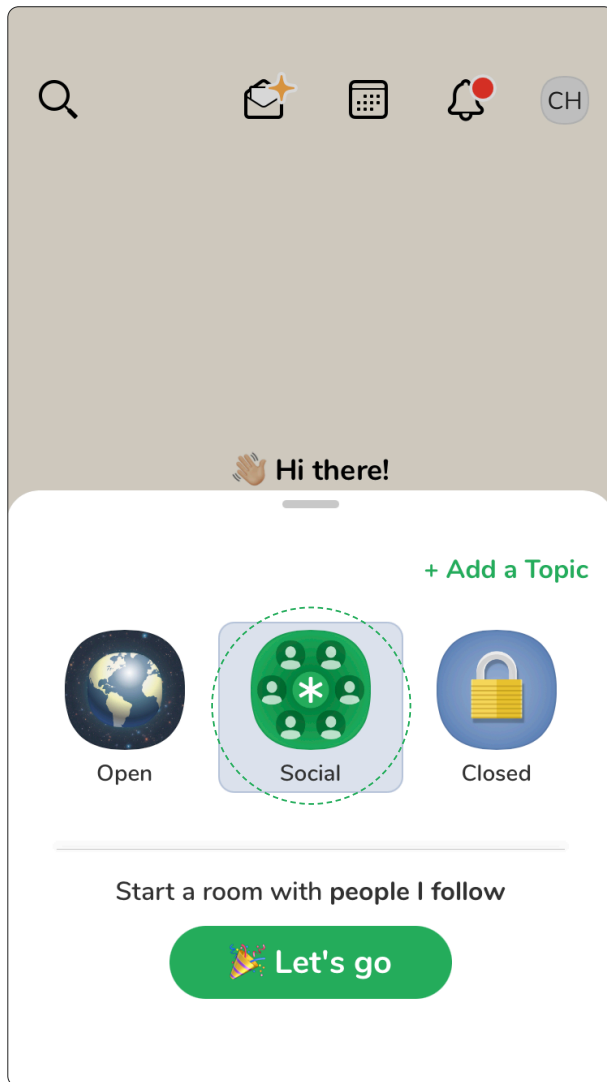
Leave quietly: tap the "leave quietly" or peace sign emoji to exit the room. No one will be notified, so feel free to duck out anytime.



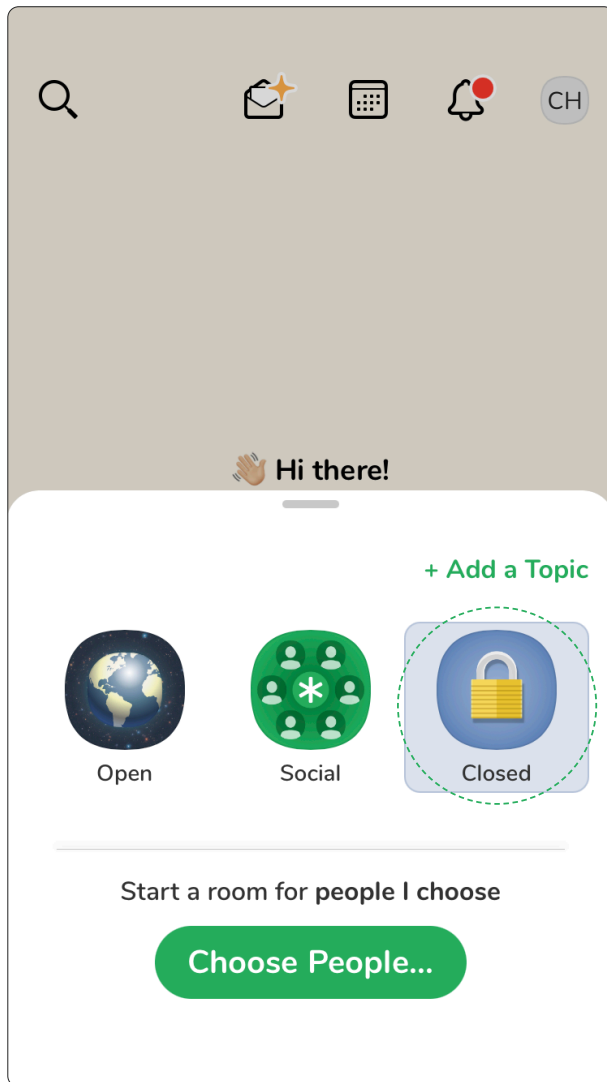
What are the different room types?

We're experimenting with a range of room types, from fully public to fully private. Here are the main ones:

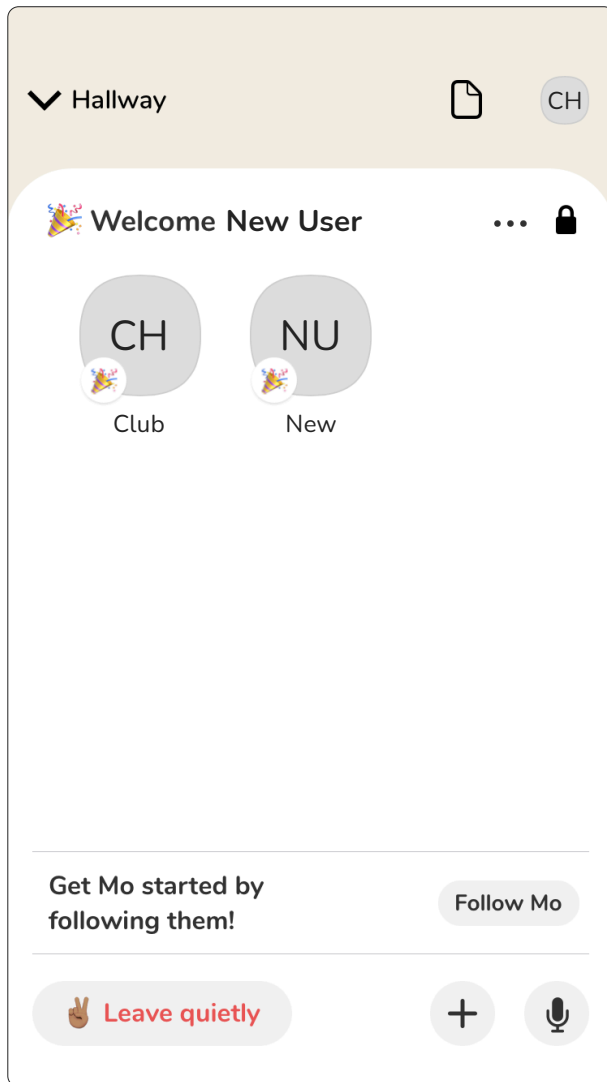
Open rooms. Anyone can join the room. Open rooms are popular for hosting public conversations, shows, or meeting lots of new people, and this is the default setting for all rooms in Clubhouse.



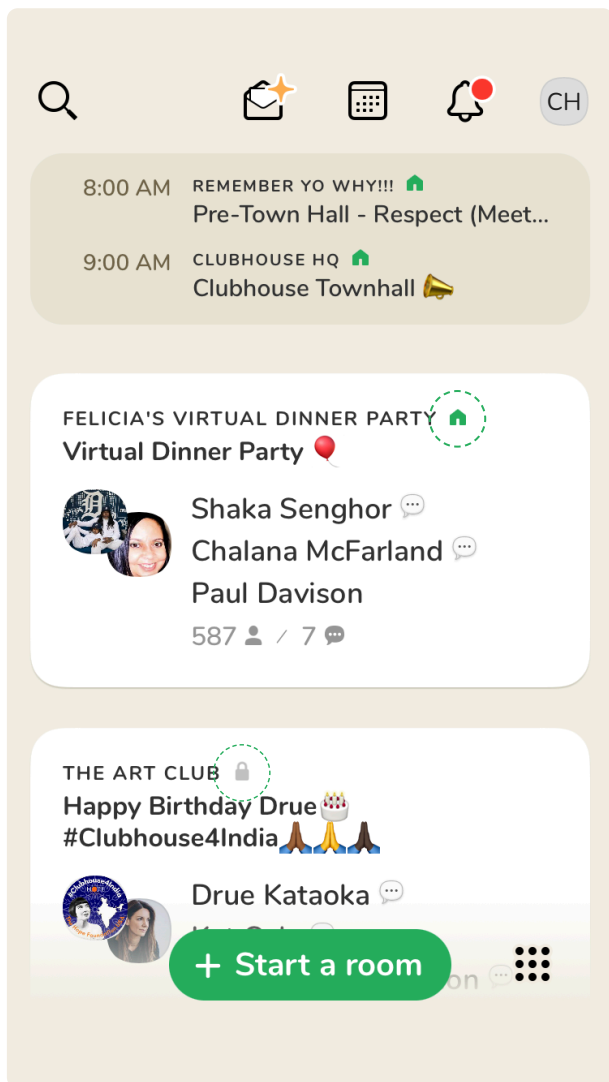
Social rooms. It's nice to have an audience, but sometimes you might prefer to have more intimate conversations with just the people you know and trust. With Social mode, only the **people you follow** will be allowed in the room. If you want to open the room up to more people, you can add other people as moderators, and the people they follow will be allowed to join too. It's kind of like a real-world party.



Closed rooms. With Closed (or private) rooms, only people you specifically add to the room can join. We hope that Closed rooms will be helpful when you are looking to have more private conversations, or want to talk with a smaller group but haven't yet set up a club for it. When you start a Closed room, you can always ping in more people or open it up to either a social or open room, so it's also a good way to start a conversation!



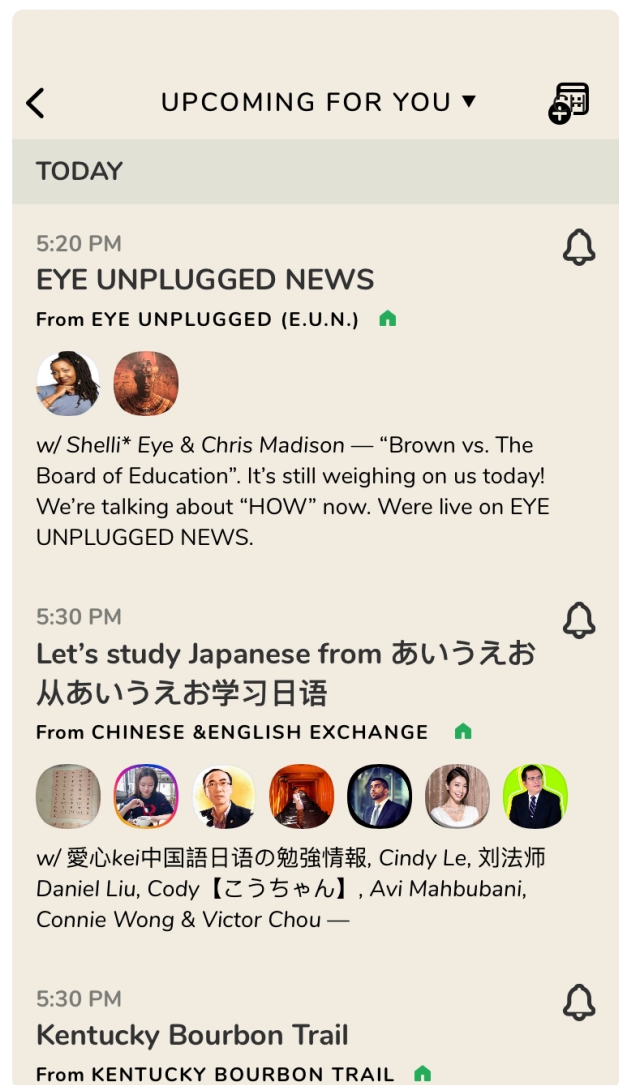
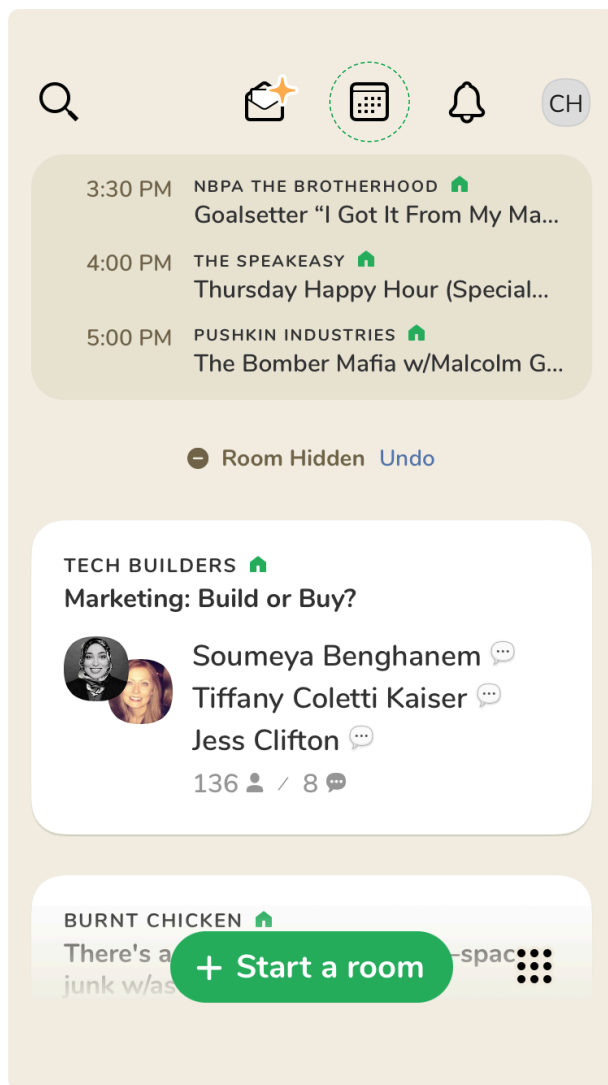
Welcome rooms. These are created for new users when they first sign up. If someone in your friend circle joins Clubhouse, you may get a notification to join a welcome room - a private room where you and 2-3 other friends of the new user can help orient them to Clubhouse. You can also open the room to the public. If you see welcome rooms in your feed, feel free to jump in and say hi!



Which rooms can I join?

Any room that you see on your home feed is available for you to join!

Occasionally, you'll see rooms that have a grey "lock" icon at the top right, which means the room is closed to the public, but you're allowed to join (e.g., if you're a member of the club, or you were invited by a room moderator).



How can I find out about events?

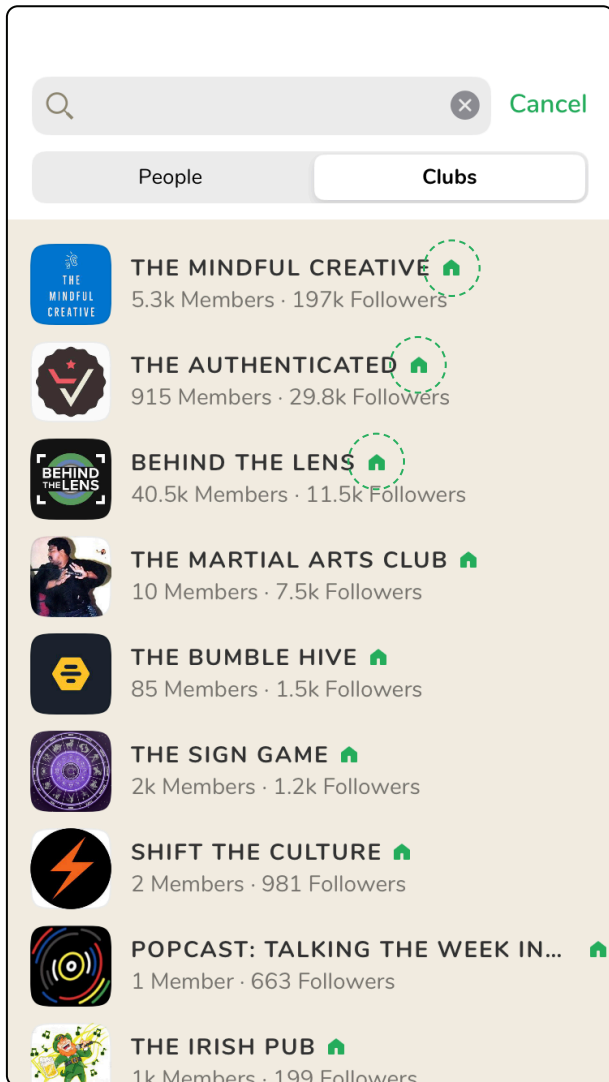
This one's easy! From the home feed, tap on the calendar icon at the top to see upcoming events and shows. You can switch between "Upcoming for you" (events from your extended network) or "All Upcoming" to see all public events.

How can I plan a conversation?

Since most conversations on Clubhouse are spontaneous conversations and they're all live, planning a conversation or event requires just a bit more effort. Check out our FAQ on hosting conversations [here](#)!

How can I be a great host?

You can find our FAQ on hosting conversations [here](#). We'll also be making more educational and hands-on resources available to help with room moderation and facilitation soon!



What are clubs? How can I start one?

If you've seen a room with a green house icon next to the title, this is a club hosted room. **Clubs are groups** based on identity, interests, industries-you name it, there's probably a club that's been proposed or is already live! Some clubs are public and host frequent meetups, and others are private (e.g., "Googlers").

We call them clubs, but you can think of them as "conversation series," because consistent conversation is what builds a great community. Some clubs host conversations weekly, others biweekly, and others daily. It's totally up to the creator. Clubs also let you decide to get together publicly or privately.

You can find more information on clubs [here](#).

How can I find and join clubs?

Right now we don't have a clubs directory, but we hope to have one soon. In the meantime the best way to discover clubs is in conversation, by checking out club events on the calendar, club events in the feed, and club badges on the profiles of users that you know or find interesting. There's no way to request to join a club at the moment, but many clubs do allow you to follow them so you'll get notified about their public events.

Who should I follow?

As you spend more time in Clubhouse, it's common to start following great hosts, speakers, and conversationalists that you've never even heard of before. You can also follow people who are hosting interesting events you see in the feed or the Upcoming calendar.

In general, if you follow more people, you see more rooms - you craft your own experience.

How do I get more followers?

If you're looking to build an audience, the best way to get more followers is to host great conversations, be a great moderator, speaker, or guest, and to actively engage with other users. If you do this, your followers should consistently grow.

When do I get notified about people?

Here are the major notification types you can expect to receive:

Someone you follow started a room. When someone you follow (who also follows you) creates a room, you'll get a notification to join. Heads up, if you're the first guest to join the room, you'll automatically be on stage as a speaker! If you join after a second person has joined already, you'll go in as an audience member.

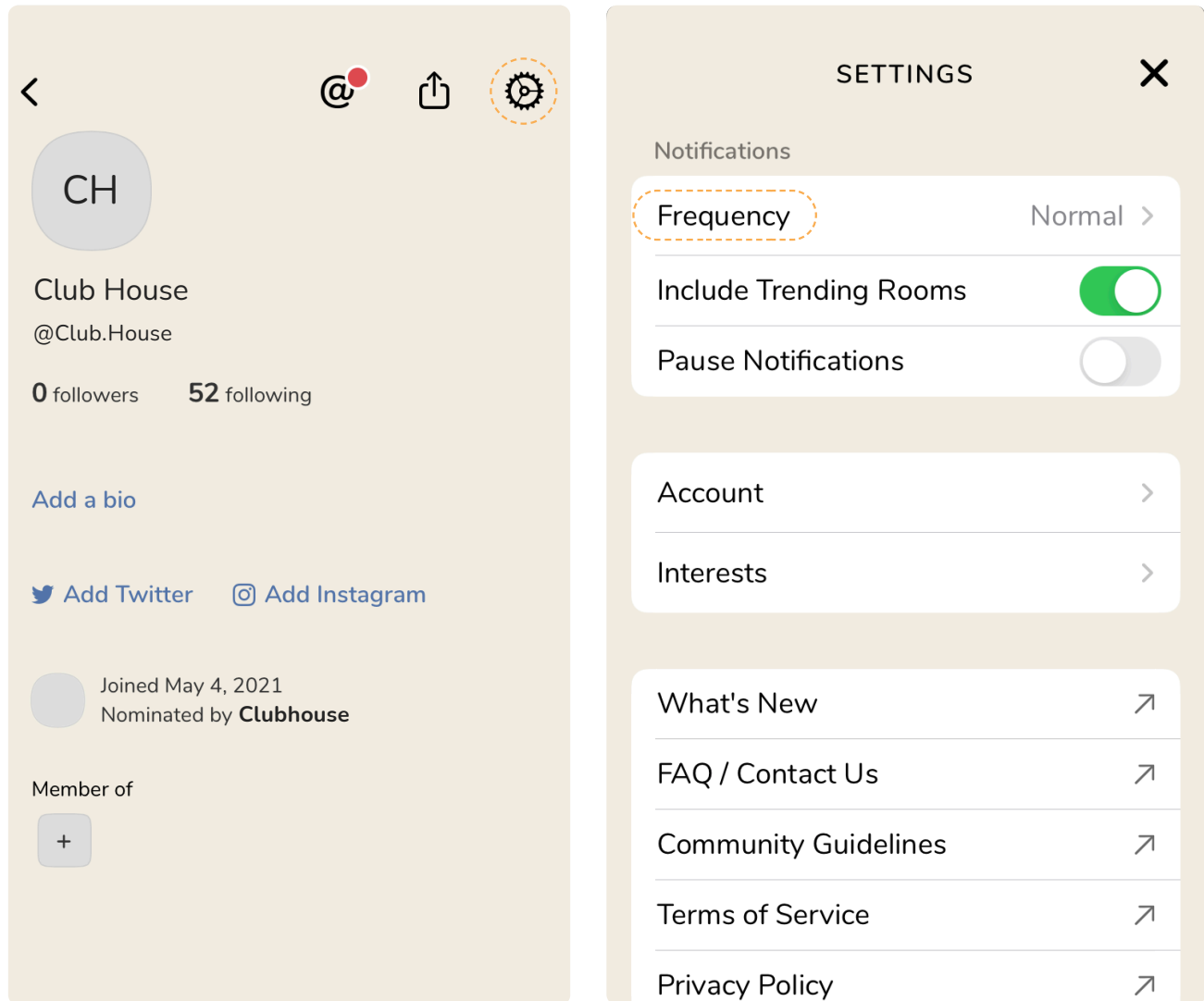
Someone you follow is speaking. When someone you follow is speaking in a room, you'll get notified so you can choose to join.

Trending rooms. If you have trending room notifications on (check your settings from the gear icon on your profile), you'll be notified about popular rooms happening live!

Welcome rooms. When someone in your friend circle or community joins Clubhouse, you'll be notified to help welcome them.

We do not send notifications about listeners present in rooms (e.g., if you join a room, nobody is notified, however they may see your name on the home feed or when they join a room).

Can I adjust my notification settings?



Yes! From your user profile, tap the gear icon at the top right (settings), then select the frequency you want for notifications. You can also toggle on / off trending room notifications, or choose to pause notifications.

If you feel like you're getting too many notifications, we'd recommend choosing "very infrequently" so you'll still get notified about co-follows, when you get pinged into a room, and when your invitees join. Notifications are important in Clubhouse since everything is live, and we encourage you to manage them to suit your preferences.

More info on managing your account and user profile [here](#).

What are some insider “tips” or “hacks?”

PTR. “PTR” stands for “pull to refresh.” To “PTR,” hold down on the screen, drag your finger down, then let go. When in a room, this will refresh the screen so that you’ll see profile pictures that have changed, whether speakers have rearranged on stage, etc.

Tucking someone in. Sometimes on Clubhouse people stay awake so late that they fall asleep in a room. Moderators can tap on their profile photo and move them back to the audience or out of the room, i.e. “tuck them in” to sleep.

Sharing a photo. We don’t have a formal way to share a picture or link in a room to add color or context to a conversation, but it’s very common for users to change their profile picture as a workaround. A quick way to do this is to tap and hold on your profile photo thumbnail at the top right. Let go, and it goes straight to your camera roll so you can select your photo!

DMs. We don't have text DMs built into the app as of now, but many users message each other via Twitter DMs or Instagram DMs. To make this easier, you can connect your Twitter or IG account to your user profile and indicate in your bio that DMs are open.

Showing appreciation. We don't have buttons or sounds for this, but when you're a speaker, it's normal to unmute just to clap or share appreciation without interrupting too much. Some people also unmute / mute a few times in a row (so it looks like a blinking button) to simulate "clapping" or a "YESSSSS!"

Matching your skin tone. If you tap and hold on the "raise hand" icon inside a room, you can change the color of the hand to your preferred skin tone.

Can I share feedback or a feature request?

Yes! We're always excited to hear from new users on what they like, dislike, and want to see in the upcoming releases. You can submit feedback or requests from our knowledge center [here](#).

How can I learn more?!

New User Orientations - Wednesdays at 6 PM PT. Each week Paul, Rohan and Anu host a “Welcome to Clubhouse” session! These used to be reserved for “newbies” but are now open to everyone in case you didn’t get to attend the session the week you joined and still want to learn the ropes. We give you a tour of Clubhouse, share some best practices, and answer your questions!

Clubhouse Town Halls - Sundays at 9 AM PT. We’ll let you know what’s on our mind and answer your questions, timed to be inclusive of our international users! Visit our knowledge center to submit questions in advance. Tap the gear icon on your profile, then FAQ or visit support.clubhouse.com !

Knowledge center. Check out our [new home](#) for all our frequently asked questions! We’ll keep adding to it as we release new updates and get more questions to answer.

Ask someone! Fellow Clubhouse users are great resources for questions you may have, and usually will go out of their way to help - don’t hesitate to ask, and then pay it forward!

Thank You

We're so excited that you are here. If you need anything else or have more questions, please [get in touch](#) anytime. Thank you, and thank you for being part of Clubhouse!