

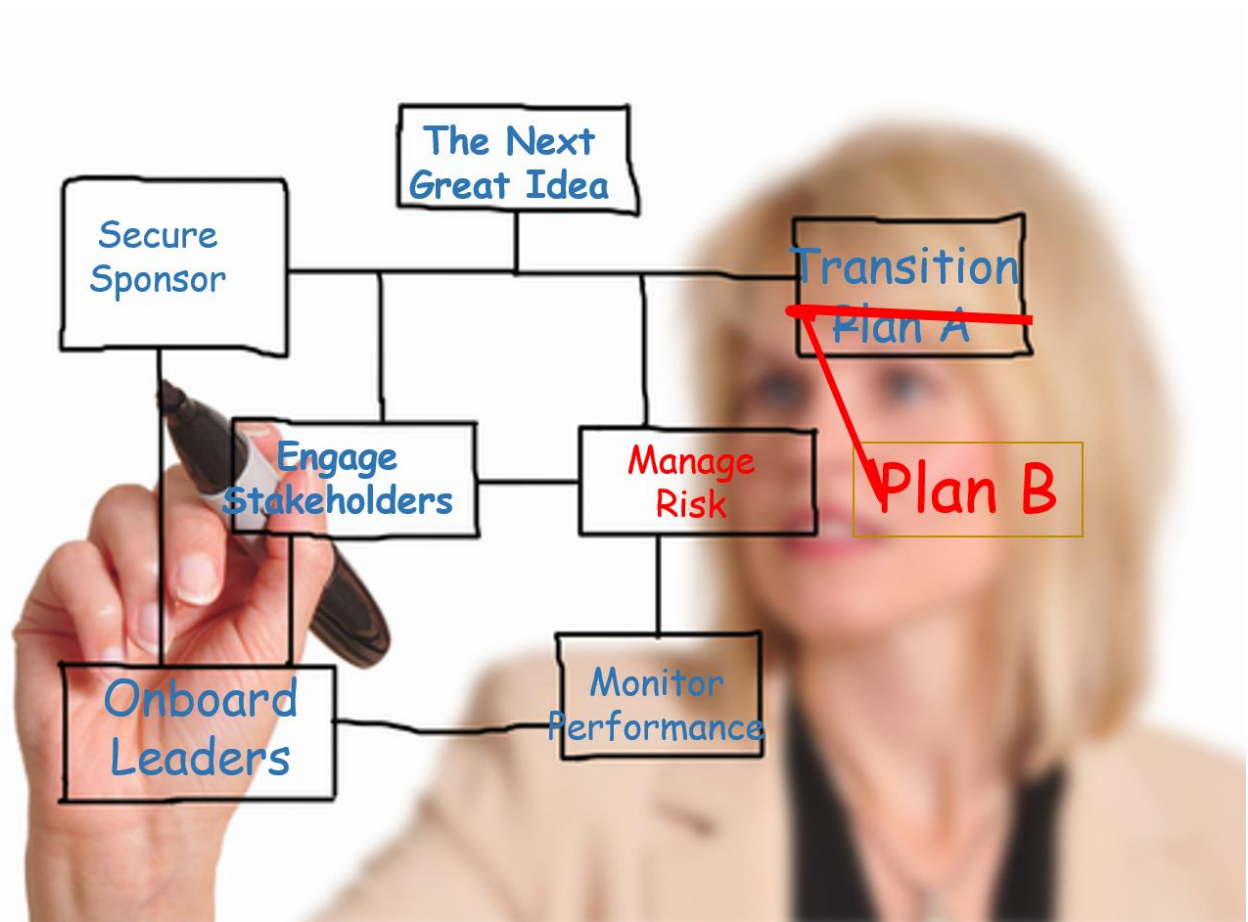


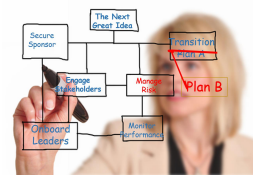
Thrive on Change

Transitions and Transformation

Audio Series

#3: Position Yourself for a Transition during Change





Published by Talent Tools in Australasia

Copyright © 2014 by Talent Tools

All rights reserved. No part of this publication may be reproduced or transmitted in any form or by any means, electronic or mechanical, including photocopy, recording, or any information storage and retrieval system now known or to be invented, without permission in writing from the publisher, except by a reviewer who wishes to quote brief passages in connection with a review written for inclusion in a magazine, newspaper or broadcast.

DISCLAIMER

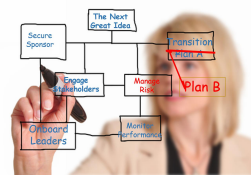
The information, ideas, and suggestions contained herein have been developed from sources, including publications and research, which are considered and believed to be reliable, but cannot be guaranteed. Moreover, because of the technical nature of the material and the fact that laws are never static, but ever changing, the assistance of a competent, qualified professional is recommended when implementing any plans or ideas discussed in this publication, in whatever medium the material in this publication is used.

The publisher specifically disclaims any liability, loss, or risk, personal or otherwise, incurred as a consequence directly or indirectly of the use and application of any of the techniques or contents of this publication.

This publication and the contents herein are provided without any warranty, express or implied, as to their effect, completeness, or results received.

TERMS OF USE

By downloading or using this publication and the contents herein, you agree that they may only be used for your personal use and may not be sold or redistributed without the written consent of Talent Tools.



Thrive on Change

Audio #3: Position Yourself for a Transition during Change

If you haven't already downloaded my Quick Guide, [Thrive on Change](#), please do so now. It discusses more in-depth tips and techniques that you can implement right away to help you navigate change in your life.

To find out more about Talent Tools and Training, visit our website at: www.TalentTools.com.au

And, please tell your friends about how to **Thrive on Change** and, these great 4-6 minute audios!

Audio 1 – Change: What's it Really All About?

Audio 2 – What's Your Style When it Comes to Change?

Audio 3 – Position Yourself for a Transition During Change

Audio 4 – Bouncing Back from Change

Audio 5 – Becoming the Best You

Audio 6 – Helping Others Navigate the Course of Change



How to Thrive on Change Audio Series:

Audio #3: Position for a Transition during Change

Welcome to Thrive on Change, a six part audio program.

Last time we talked about how different personality types or behavioural styles deal with change. The truth of the matter is that no matter what your type, you will still be impacted by large and small changes in your life and still need to successfully navigate through them.

Today we are going to focus on the transitional phase of change. Remember, that is the period of time between the first stage - letting go, and the final stage - moving forward into the known or unknown. This period of time is when you have the opportunity to grow, to learn something new, to refuel, re-energize or re-charge.

You might want to take notes so that you can refer to them after the audio.

I'm going to give you 5 tips on how to navigate through the transitional stage of change.

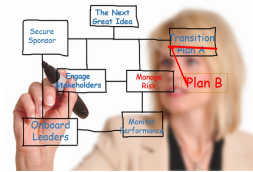
1. The first thing you might want to do is to look for the message or meaning around the change. What brought on the change? What do you need to learn from the change?

This often causes people to “push back” a little. You might even have a voice in your head saying, “I didn’t do anything to deserve this change.” “This change was not my choice.” “If it was up to me, I wouldn’t make this change.”

You are right, some changes come without warning. But, for many changes in our lives, we had glimpses of what was coming ahead of time.

If a relationship has changed significantly, could you have paid more attention to the other person? Could you have listened more? Supported more.

There are changes that we cause or have control over, and changes that we don’t. You can be more proactive by looking at lessons from past changes and being more prepared for future changes. You



cannot predict the future, but in many cases, you can predict that things will be changing. Be prepared for new changes by having greater insight into lessons learned from previous changes.

2. Never burn a bridge. It is easy to be angry at the people who we feel caused the change. If a job is lost, it is easy to blame your former employer. But use caution because you might find yourself in a position one day to serve those people again. One person I knew got hired as a consultant by the very people who let her go.

Often when relationships end, we ask our friends, loved ones, and children to choose sides or support us by not associating with the other person. When we do this, we are creating more damage than good. We are staying stuck instead of moving through the transition.

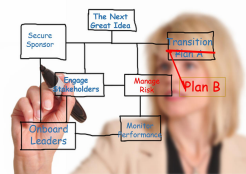
3. Be more visible in the world. When you have experienced a change, you have a lot of emotions to deal with. It is easy to “hide”, become a hermit, or to avoid other people. When we do that, we stay stuck. Not only is this a good time to wrap yourself in the comfort of people that you know, it is also an opportunity to forge new relationships. The very thing you don’t feel like doing is the very thing you need to do. Get a hobby or join a club. Volunteer for a charity. Join an exercise group. Get out of the house and be with people – people who are good for you. You will find yourself energized and feeling more like your normal self.

And, if you find yourself becoming more and more shut down, then please, seek professional help. Talking with someone who can help you refocus is healthy thing to do.

4. Take a risk. Now, before you go jumping off cliffs, the kind of risks I am talking about are small risks. Try something new. Have new experiences. When you have success trying something new you build your confidence, grow your relationships, and build your resiliency.
5. Focus on positive emotions. During the period of transition, it is easy to experience shame, fear, anxiety, and anger. Although these emotions are normal and should be experienced, it is important that you counter-balance these emotions with more positive ones. Surround yourself with quotes and stories that are uplifting. Celebrate small accomplishments of others. And most of all, allow yourself to have some fun!

Try one or two of these 5 tips:

1. Look for the message or learning



2. Never burn a bridge
3. Put yourself out there
4. Take a risk
5. And focus on positive emotions

They will help you move through the transitional period of change. And they also will help you develop more resiliency so that when the next change happens – and it will – you will be prepared.

Next time we will be talking about resiliency which is your ability to bounce back.

In the meantime, here are some words by Price Pritchett,

“Change always comes bearing gifts.”

I hope you enjoyed the 3rd audio series on **Thriving in the Mist of Change**.

So far, we have covered,

Audio 1 – Change: What’s it Really All About?

Audio 2 – What’s Your Style When it Comes to Change?

Audio 3 – Position Yourself for a Transition During Change

And the next audios will cover:

Audio 4 – Bouncing Back from Change

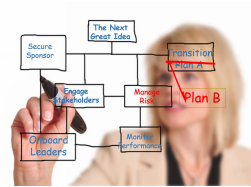
Audio 5 – Becoming the Best You

Audio 6 – Helping Others Navigate the Course of Change

Tell your friends about these helpful 4-6 minute audios!

And if you haven’t received our Quick Guide **“Thrive on Change”**, all about transition and transformations you can [download it here now](#). It goes into greater detail with tips and techniques on how to handle change in your life with confidence and ease,

Until next time!



Be Exceptional!



P 1800 768 569

Skype Talent.Tools

Team@TalentTools.com.au

P 61 7 3103 0177

M 61 416 010 701

PO Box 253 Albion Q 4010 Au

See all of our performance enhancing tools... Visit www.TalentTools.com.au