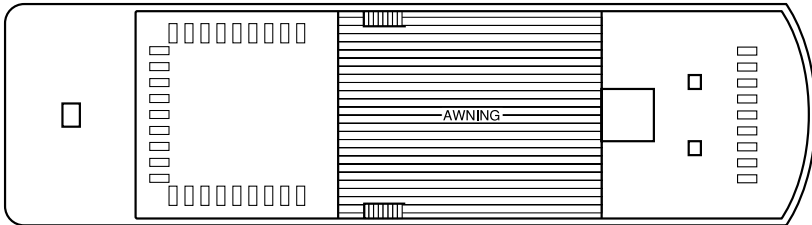
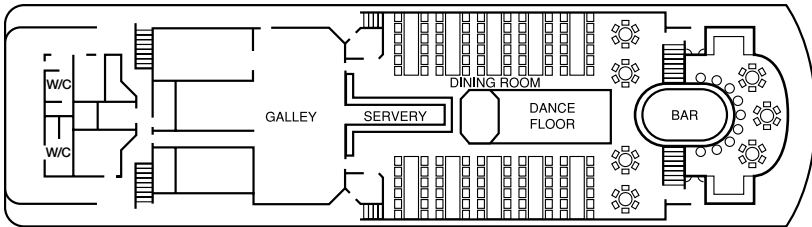


DECK PLAN

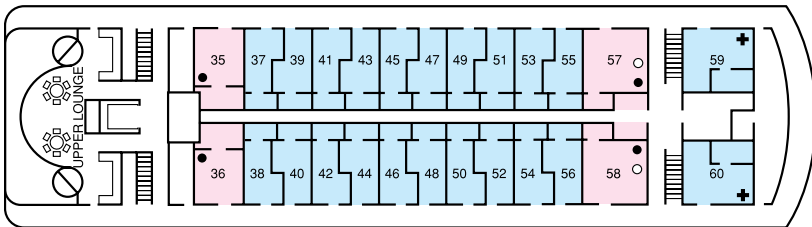
SUN DECK



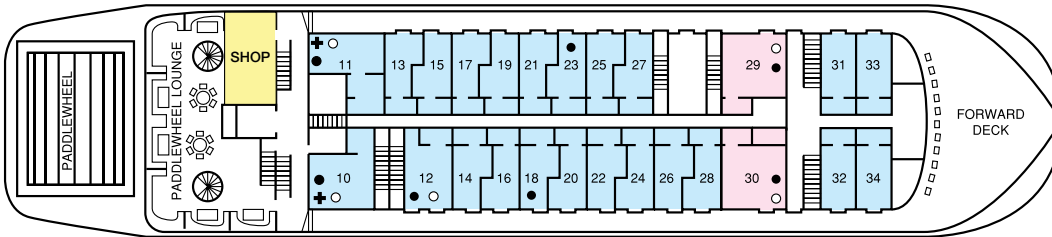
STURT DECK



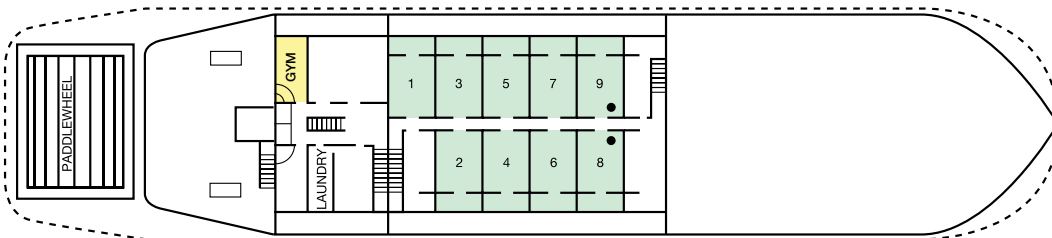
CADELL DECK



RANDELL DECK



CHAFFEY DECK



LEGEND

- STATEROOM
- OUTSIDE CABIN
- INSIDE CABIN

All rooms have twin beds unless indicated as follows:

- EXTRA BED
- DOUBLE BED
- + DISABLED FACILITIES



ACCOMMODATION

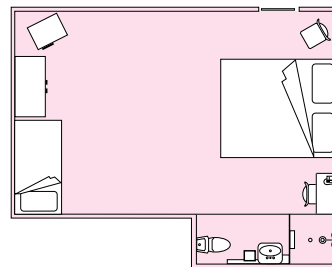
ACCOMMODATION

The Murray Princess has 60 cabins and staterooms each with private bathroom ensuite, electric blankets, soap, shampoo, towels, hairdryers and daily servicing. Each cabin is approximately 12sq metres. Four of the outside cabins and their ensuite bathrooms are wheelchair accessible. Two cabins located on Randell Deck are opposite the lift for easy access to the dining and lounge decks.



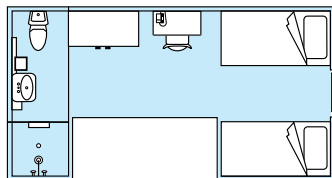
Stateroom (6)

Our spacious Staterooms are located on the Randell and Cadell decks. Each stateroom offers a queen bed (some have an extra single bed) and open onto the outside deck walkway. Mini-bars, fridges and tea and coffee making facilities are also included.



Outside Cabin (45)

Outside cabins are located on Randell and Cadell Decks and the majority of these cabins have twin bedding with limited double bedded cabins available. Each outside cabin opens onto the outside deck walkway with picture windows to view the passing scenery.



Inside Cabin (9)

Inside cabins are located on the lower Chaffey Deck and open onto a wide inside passageway. Inside cabins offer twin bedding with limited double bedded cabins available and have portholes facing the outside. Inside Cabins are accessed via stairs, there is no lift access to this deck.

