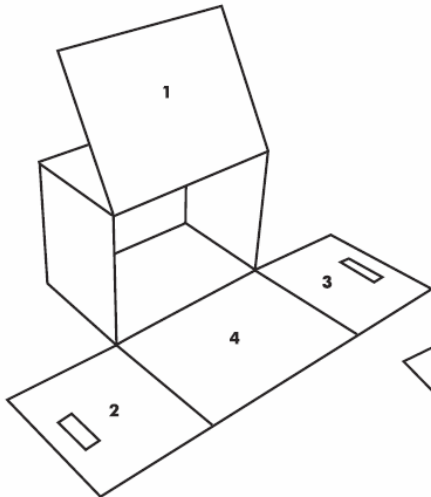


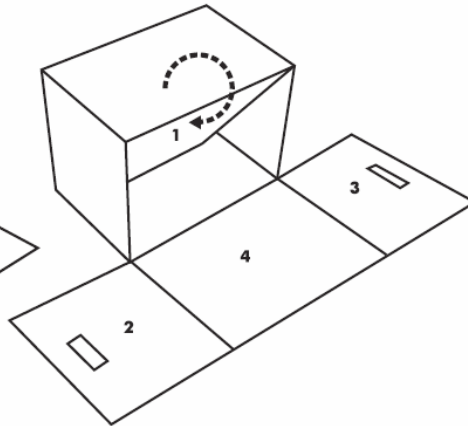


Strong Archive Box

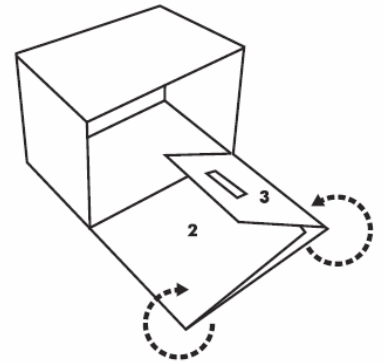
Assembly Instructions



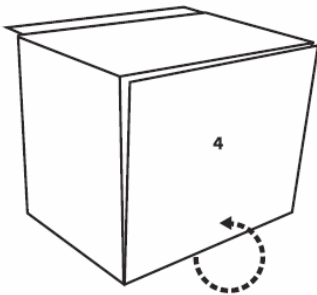
1. Square up carton



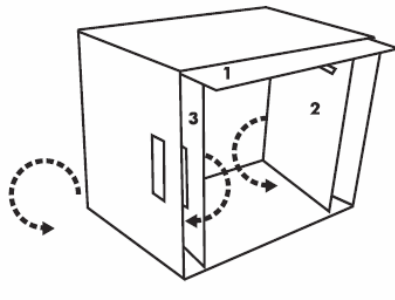
2. Fold flap 1 down and through carton



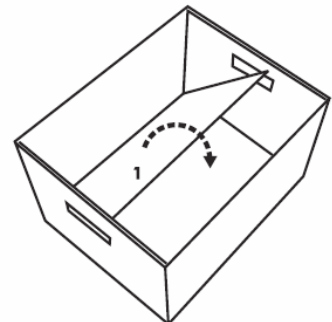
3. Fold flaps 2 & 3 right over



4. Fold up flap 4



5. Rotate carton and fold out flaps 2 & 3 to form double walls



6. Tip carton on base and fold down flap 1 to form double base

Ref. No. 80024

Made in Australia

Distributed by ACCO Australia

www.marbig.com