



# Instruction Manual

14" Full HD Portable Monitor - BP14PM603



*Enjoy it.*



# CONTENTS

General Safety	4
Installation	8
Controls and Connections	9
Operation	
Brightness	11
Image	11
Color Temp	12
OSD	13
Reset	14
MISC.	15
Specifications	16
Customer Helpline	Last Page

# GENERAL SAFETY

Read this manual thoroughly before you start using the Monitor.

Store this manual, the completed warranty card, your receipt and the product packaging. The safety precautions instructions reduces the risk of fire, electric shock and injury when correctly complied to.

Please follow all instructions and take notice of all warnings.



The cover (or back) of the unit should not be removed to prevent risk of electric shock.

This unit must be serviced by a qualified service personnel only.



The lightning flash with symbol within the triangle is intended to warn you of a non-insulated dangerous voltage in the product's enclosure that could be of sufficient magnitude to generate a risk of electric shock to persons.



The exclamation point within the triangle is intended to warn you to the presence of important operating and maintenance instructions in the documents included with the product.

## IMPORTANT INFORMATION

The lightning flash symbol within the triangle is intended to warn you of non-insulated dangerous voltage the product's enclosure that could be of sufficient magnitude to generate a risk of electric shock to persons.

- Using Cabinets or stands recommended by the manufacturer of the monitor.
- Only using furniture that can safely support the Products.
- Ensure the Product is not overhanging the edge of the supporting furniture.
- Do not place the product on a high furniture without securing both the furniture and the product to a stable support.
- Do not place the product on cloth or other conductive materials.
- Warn children of the dangers of climbing on furniture to reach the monitor or its controls and to call for an adult to assist.

# GENERAL SAFETY (CONT.)

## IMPORTANT INFORMATION

- Do not expose this appliance to rain or moisture as it may result in fire or an electric shock hazard
- Do not tamper or change or modify the product in any way.
- Only use Accessories outlined and recommended by the manufacturer.
- Please do not expose the product to splashing or water contact
- Please do not place any object on top of the product including objects filled with liquids such as vases.

## Installation

**Please follow instruction when installing** this product in accordance with the instruction manual. This product must be positioned in a sufficiently stable location, it can be potentially hazardous due to falling and can cause injury, particularly to children if it positioned incorrectly.

- Before installing this Monitor set, make sure your outlet voltage corresponds to the voltage stated on the product rating label
- Do not use a damaged power cord, plug or loose outlet. Doing so may cause an electric shock.
- Do not plug several devices into the same outlet. Doing so may cause the outlet to overheat and start a fire. Make sure the outlet is readily accessible during operation of the equipment.
- Do not bend, twist or kink the power cord excessively.
- Do not allow anything to rest on or roll over the power cord and antenna cable. Doing so may cause a fire or an electric shock.
- Do not run the power cord near heat-producing appliances such as radiators, stoves or irons. The excessive heat could melt the insulation and expose live wires, resulting in fire or electric shock.
- Unplug this Monitor during lightning storms or when unused for long periods of time. Not doing so may result in fire or electric shock.
- Do not cover the ventilation openings of the product with items such as newspapers, tablecloths, curtains etc or insert objects into the slots available on the products. As this could result in the product temperature rising and could cause a fire.
- If you notice any unusual odors or smoke around the unit, immediately disconnect the unit from the outlet and contact the service center. Failure to do so may result in fire or electric shock.
- When not using the unit for long periods of time or when you are moving the unit please ensure to disconnect the power cord from the wall socket.

# GENERAL SAFETY (CONT.)

- Please beware that Dust could accumulate over time on the unit and cause it to generate heat and or deteriorate insulation, which in turn may result in an electrical fire.
- The product is not intended for use by persons (including children) with reduced physical, sensory or mental capabilities, or young children of any age, They must be supervised product by a person responsible for their safety.
- To maintain the product do not use any chemical or cleaning agent or wet cloth, please only ensure to utilize a dry cloth to wipe it down from marks or dust and only after unplugging the product from the power socket.
- Please ensure to contact our call center for any repair or service required for the products.
- Make sure to always carry Monitor from the sides, always be sure to have assistance by another person. Do not carry the Monitor from the middle.

## **WARNING!**

Toppling furniture and Monitor's can cause serious injury or death.

If a monitor is not positioned in a sufficiently stable location, it can be potentially hazardous due to falling. Many injuries, particularly to children, can be avoided by taking simple precautions such as:

- Using cabinets or stands recommended by the manufacturer of the monitor.
- Only using furniture that can safely support the monitor.
- Ensuring the monitor is not overhanging the edge of the supporting furniture.
- Not placing the monitor on tall furniture (for example, cupboards or bookcases) without anchoring both the furniture and the monitor to a suitable support.
- Not standing the monitor on cloth or other materials placed between the monitor and supporting furniture.
- Educating children about the dangers of climbing on furniture to reach the monitor or its controls.

# GENERAL SAFETY (CONT.)

**Please make sure upon positioning this product, the place is:**

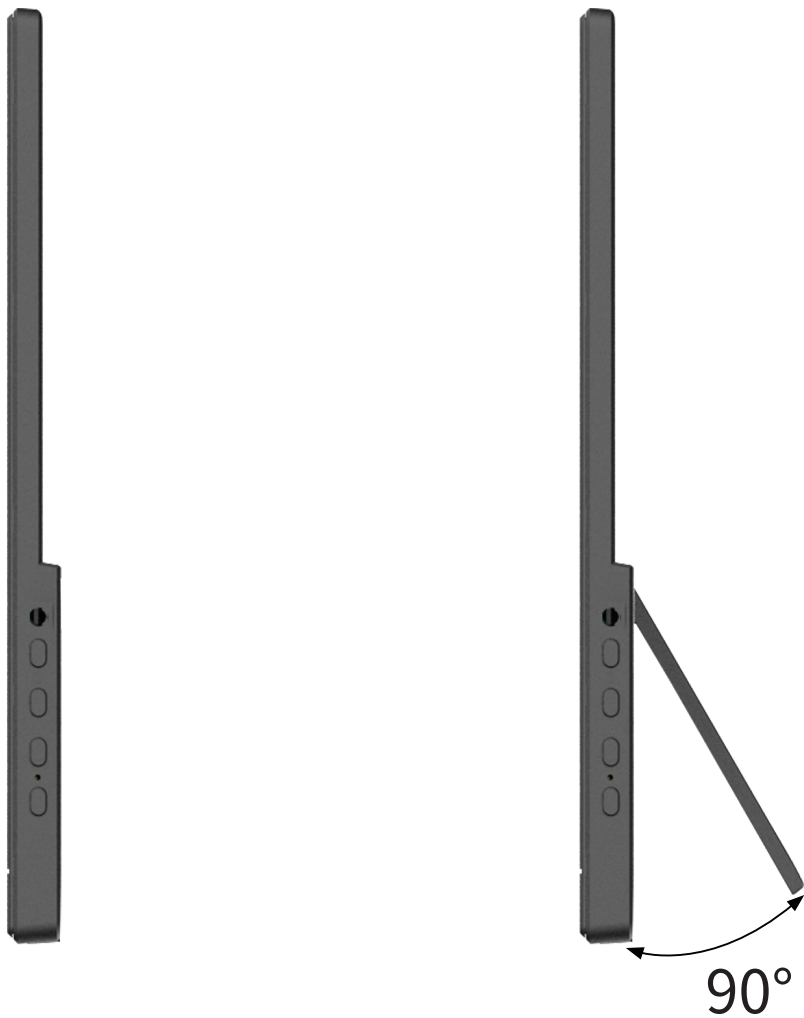
- Not wet or damp and Well ventilated
- Away from direct sunlight or heaters.
- Away from splashes or food.
- Protected from excessive dust or grease.
- Do not install this equipment in a confined space such as a bookcase or similar unit.
- Do not install the Monitor set near heat sources such as radiators, stoves or other audio visual equipment that produce heat.
- Do not place containers with liquids, if liquid falls inside the products it may result in short-circuit, fire or electric shock.
- Do not place small metallic objects on top of the unit. Metal object falls inside the product it may result in short-circuit, fire or electric shock.
- Do not use or store flammable or combustible materials near the unit. Doing so may result in fire or explosion. Do not place any naked flame sources, such as lit candles, cigarettes or incense sticks on top of the Monitor set.
- Install the unit at a reasonable distance from the wall to ensure sufficient ventilation.



The terms HDMI, HDMI High-Definition Multimedia Interface, and the HDMI Logo are trademarks or registered trademarks of HDMI Licensing Administrator, Inc.

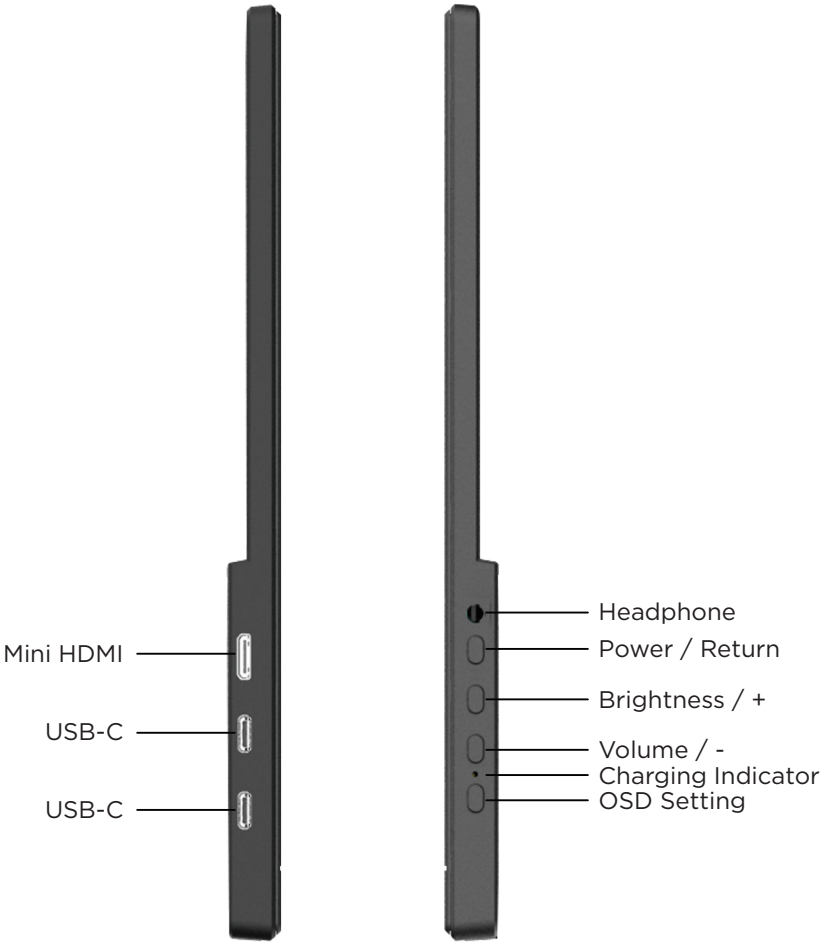
# INSTALLATION

Install the stand as described below,





# CONTROLS AND CONNECTIONS



# CONTROLS AND CONNECTIONS

## USB-C PORTS -

1 - Can be used for Power (Adaptor not included)

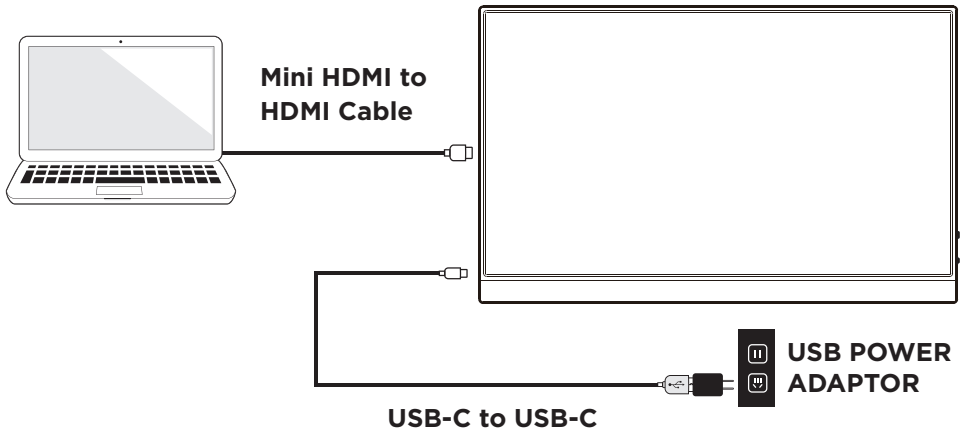
2 - Can be used for USB-C to USB-C Video Display.

Connect USB-C into your Portable Monitor

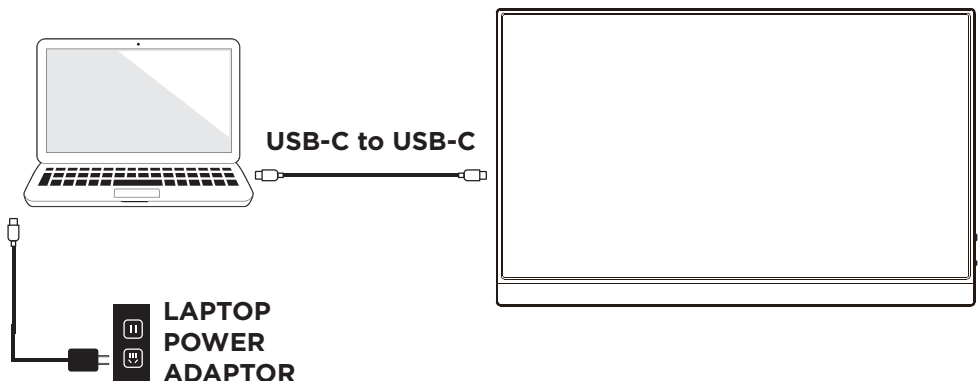
Connect other end of USB-C to your Laptop or PC to

display the video from device to your Portable Monitor.

**1**



**2**



# OPERATION (CONT.)

## BRIGHTNESS

- Brightness
- Contrast
- ECO
- Sharpness
- DCR

BRIGHTNESS

CONTRAST

ECO

SHARPNESS

DCR

69

50

◀

STANDARD

▶

2

◀

OFF

▶

RESOLUTION

1920X1200 60HZ

MAX RESOLUTION

1920X1200 60HZ

## IMAGE

- Aspect

ASPECT

WIDE

RESOLUTION

1920X1200 60HZ


MAX RESOLUTION


1920X1200 60HZ


# OPERATION (CONT.)


## COLOR TEMP


- Color Temp.
- RED
- GREEN
- BLUE














COLOR TEMP.

◀

USER

▶

RED

50

GREEN

50

BLUE

50

RESOLUTION

1920X1200 60HZ

MAX RESOLUTION


1920X1200 60HZ

# OPERATION (CONT.)


## OSD

- Language
- OSD H. POS.
- OSD V. POS.
- OSD TIMER
- Transparency


OSD SETTING




LANGUAGE




OSD H . POS50




OSD V . POS50



OSD TIMER10



TRANSPARENCY0



RESOLUTION

1920X1200 60HZ

MAX RESOLUTION







1920X1200 60HZ

# OPERATION (CONT.)

## RESET

- Reset
- Auto Powerdown
- HDR Mode

RESET



RESET

AUTO POWERDOWN ◀ OFF ▶

HDR MODE ◀ OFF ▶

RESOLUTION1920X1200 60HZ







MAX RESOLUTION1920X1200 60HZ

# OPERATION (CONT.)

## MISC

- Signal Source
- Low Blue Light
- Volume
- Freesync

MISC.



SIGNAL SOURCE

TYPE C2

LOW BLUE LIGHT

0

VOLUME

18

FREESYNC

OFF

RESOLUTION

1920X1200 60HZ

MAX RESOLUTION

1920X1200 60HZ

# SPECIFICATIONS

Resolution	1920 x 1200	
Display Colours	16.7 Million	
Contrast ratio:	1500 : 1	
Brightness	400 cd/m2	
Refresh Rate	60Hz	
Power Source	5V $\overline{\text{---}}$ 3A	
Accessories	1 x Instruction Manual	1 x Warranty Card
	1 x USB-C to USB-C Cable	1 x Mini HDMI to HDMI Cable



**CUSTOMER HELPLINE:**

info@ayonz.com  
02 8279 8606

**DISTRIBUTED BY:**

Ayonz Pty Ltd