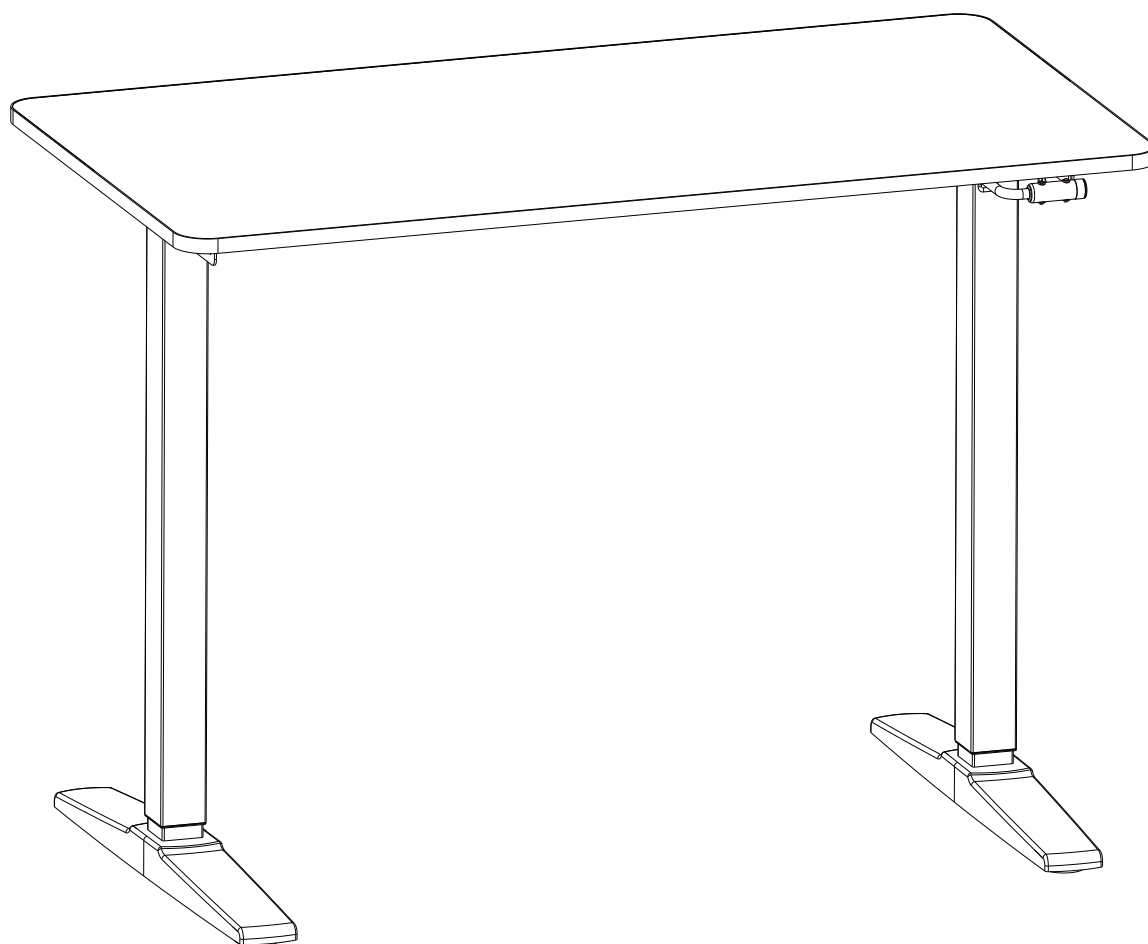


J.BURROWS

ASSEMBLY INSTRUCTIONS

CHATHAM SIT STAND MANUAL DESK

JBCHA1200W



This design and instruction booklet is subject to copyright.
www.officeworks.com.au

1 Carton

For spare parts or hardware call 1300 OFFICE (1300 633 423).

Estimated Assembly Time: 20 minutes

Assembly Video

- To view an assembly video, go to <https://www.officeworks.com.au/>
- Search the product by item code or name:



- Click on the icon to watch the video.



Customer Service Contact Details



Spare Parts & Hardware

1300 OFFICE (1300 633 423)

People Required



General Advice



Tools Required



CAUTION: Do not use tools other than those required, as this can damage your new item.

NOTE

- Please check you have all hardware before assembling.
- If you are missing any hardware, please contact 1300 OFFICE (1300 633 423).
- Please ensure you have the name of the item, required hardware part and quantity.
- Please retain your receipt as proof of purchase to validate your warranty.

CAUTION

- Do not tighten screws before all screws are in the right place.
- Do not use this product unless all bolts and screws are firmly secured.
- Check that all bolts and screws are securely tightened at least every 4 months.

WARNING

- If parts are missing, broken, damaged or worn, stop using the product until all repairs are made using manufacturer authorised parts.
- Failure to follow these warnings could result in serious injury.

DANGER

- CHILDREN MUST BE SUPERVISED.

Safety and Warnings

- This table complies with the prescribed safety regulations. Inappropriate use may cause damage to persons and table.
- Please read the operation manual prior to start using the table. It provides you with important information about safety, use, installation and maintenance of the table, and thus protecting you and your children and avoiding damage on the table.
- Please guard this operation manual and pass it on to any future owner!
- Do not place any objects above 65.5 cm underneath the table.
- The appliance is only to be used with the unit provided (Power supply).

This appliance can be used by children aged from 8 years and above and persons with reduced physical, sensory or mental capabilities or lack of experience and knowledge if they have been given supervision or instruction concerning use of the appliance in a safe way and understand the hazards involved. Children shall not play with the appliance. Cleaning and user maintenance shall not be made by children without supervision.

If the supply cord and supply unit is damaged, it must be replaced by the manufacturer, its service agent or similarly qualified persons in order to avoid a hazard.

Desktop Size: Length 1200mm, Width 600mm, Thickness 18mm
Lowest Position: 750mm

Stroke: 450mm
Highest Position: 1200mm

Usage

The electromotive, height-adjustable tables are designed for workstations in dry work environments only. The table height is infinitely adjustable, so that it can be set to the most ergonomically suitable working level.






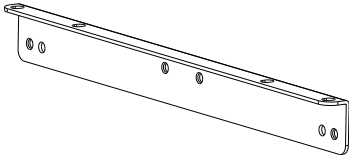
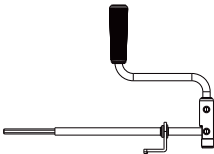
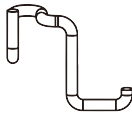
They have not been designed for other purpose than those included in this manual, e.g., they are not to be used in areas of high humidity or dampness, not for lifting people. Any other use is at one's own risk!

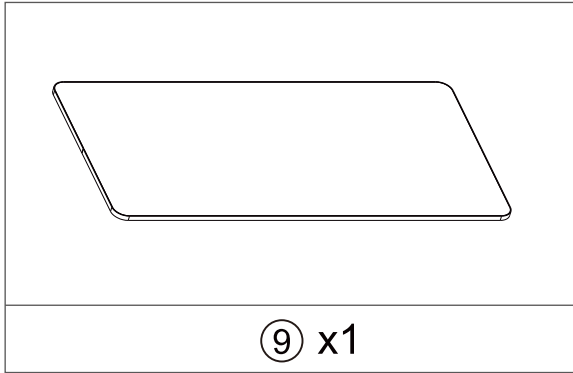
Do not crawl, lie or move around under the table frame, and do not sit or stand on the table frame.

Liability: The manufacturer accepts under no circumstances warranty claims or liability claims for damage arising from improper use or handling of the table frame other than that described in this operation manual.

Parts List




Parts Located in Carton - JBCHA1200W

| | |
|---|--|
|  |  |
| ① x1 | ② x1 |
|  |  |
| ③ x1 | ④ x1 |
|  |  |
| ⑤ x2 | ⑥ x2 |
|  |  |
| ⑦ x1 | ⑧ x1 |

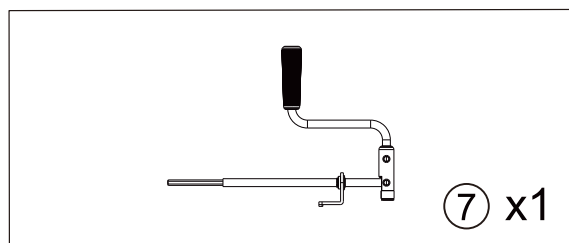


Hardware List

Spare Parts Number-HWPACKCHAT

| | | |
|---|--|---|
|  M6*12 mm |  M6*8 mm |  5x5 |
| Ax23 | Bx11 | Cx1 |

Spare Parts Number-HWCHATHCNK



Step 1

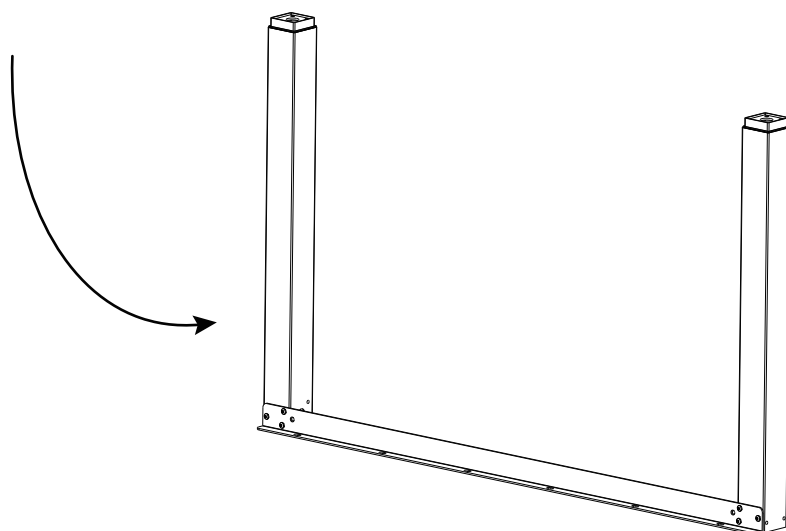
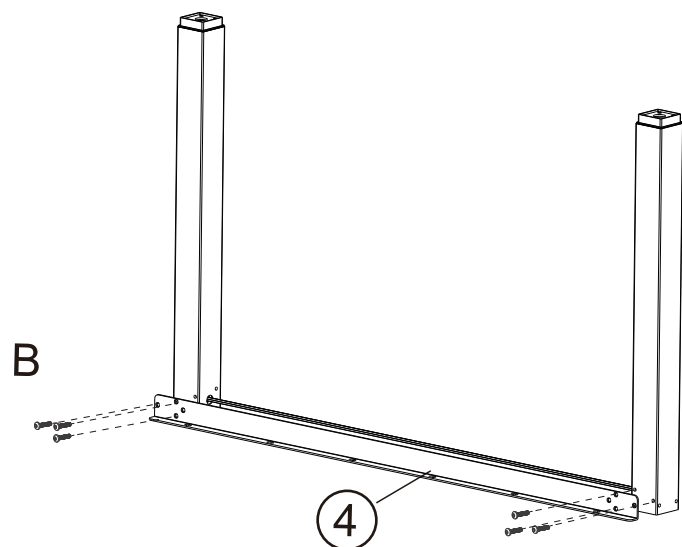
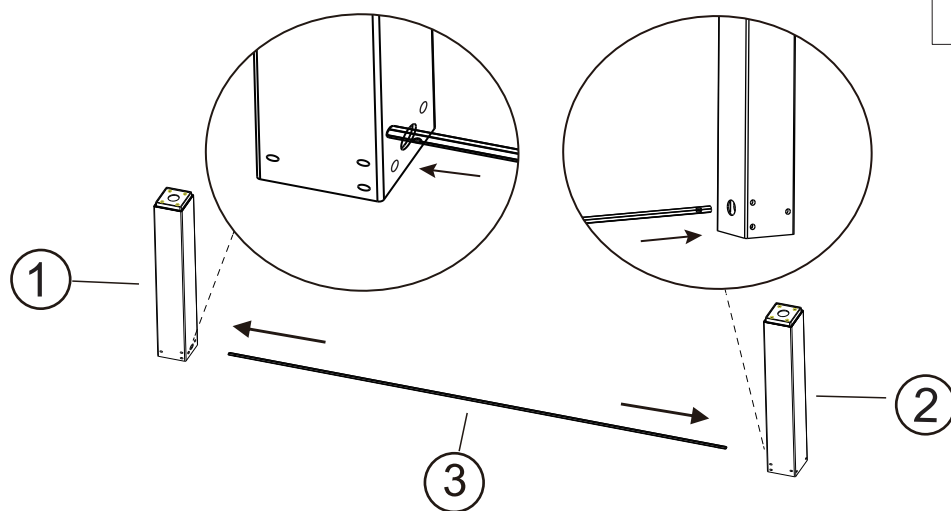
Install Hexagon Bar + Cross Beam



Bx6

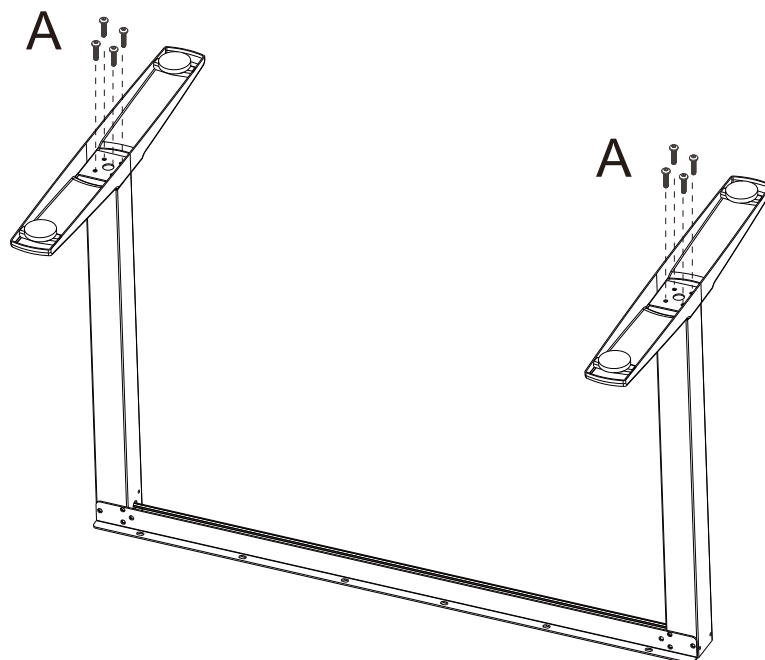
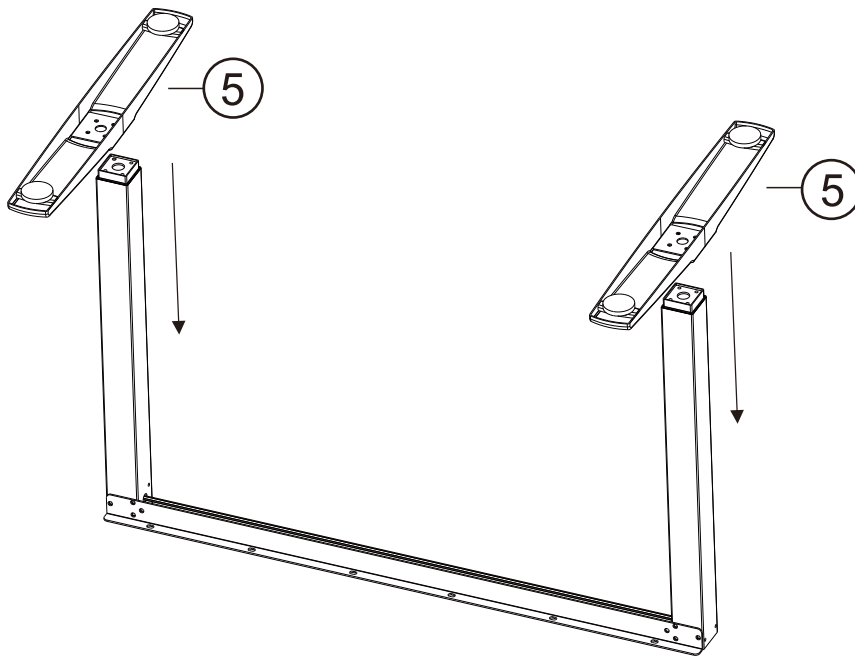


Cx1

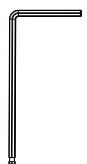


Step 2

Install Feet






Ax8

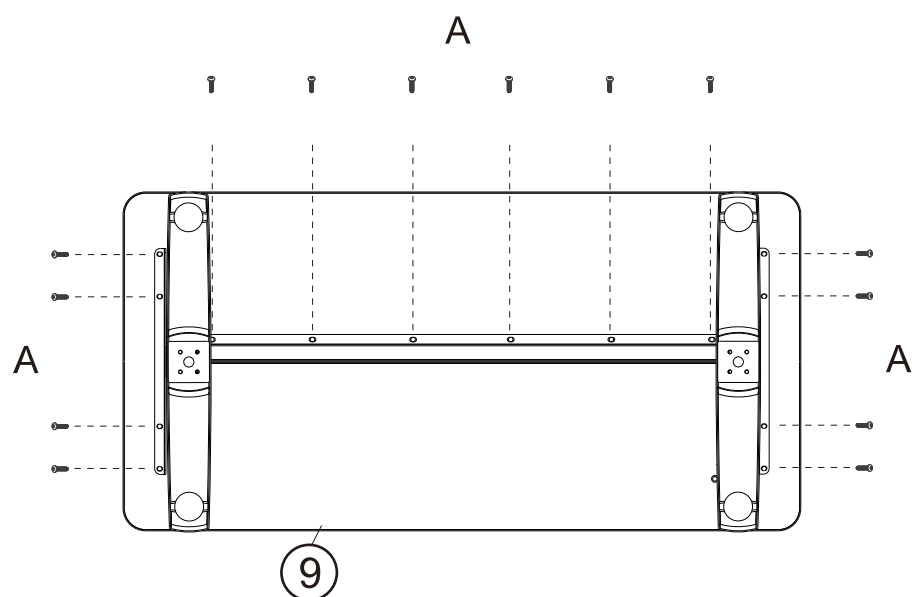
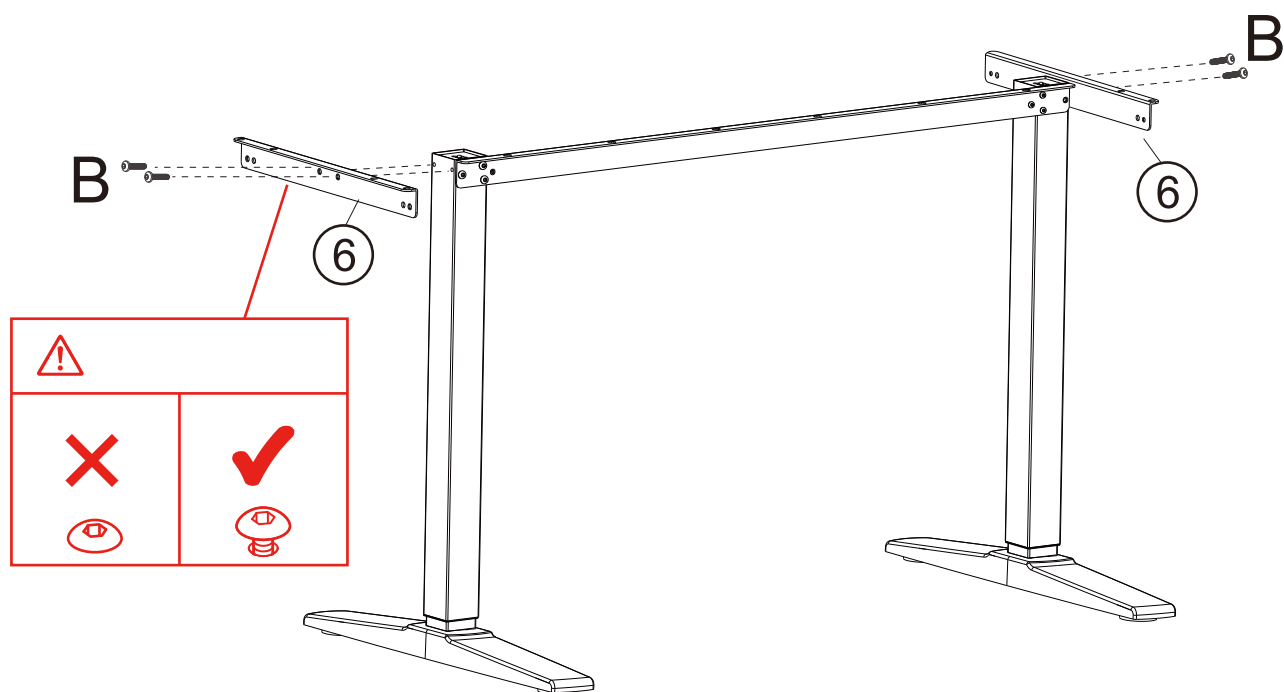


Cx1

Step 3

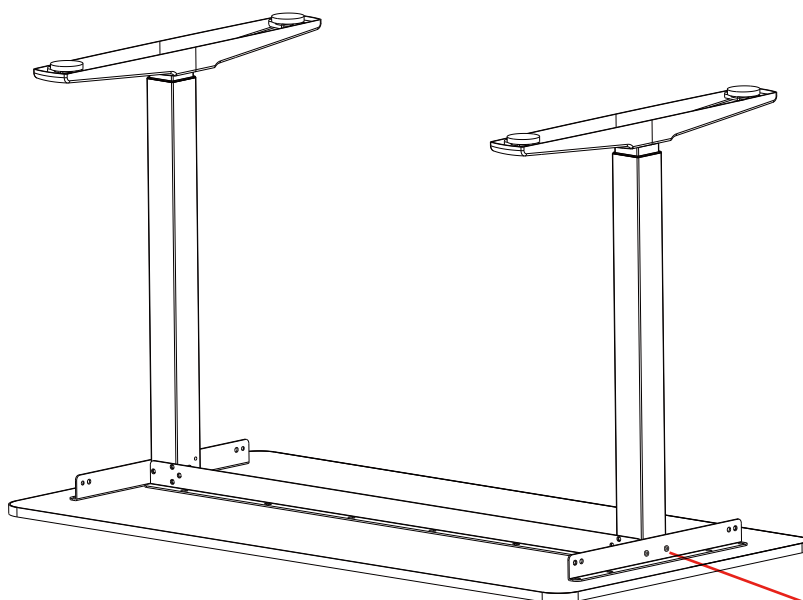
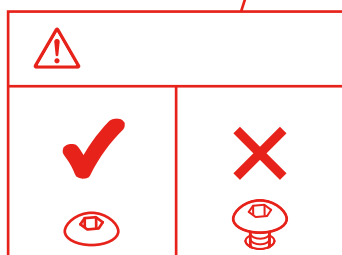
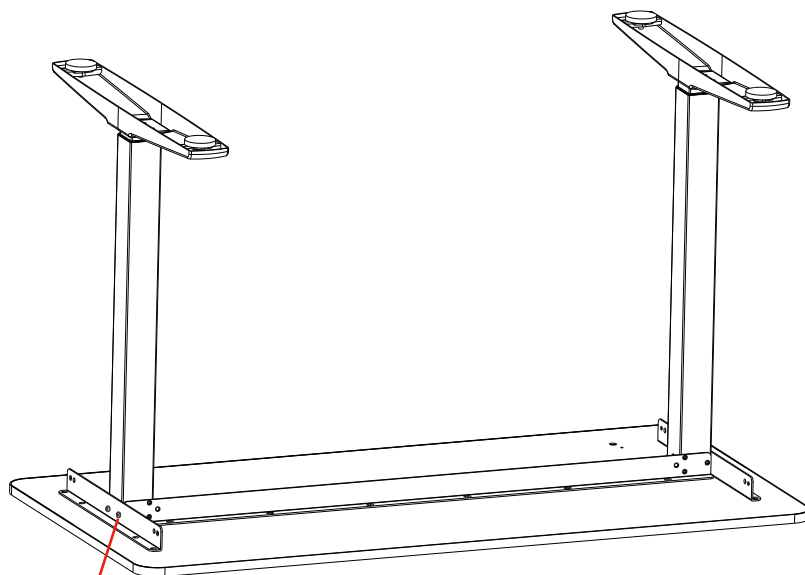
Install Bracket

| | | |
|--|---|---|
|  |  |  |
| Ax14 | Bx4 | Cx1 |



Step 4

Install Bracket



Step 5

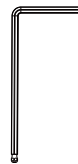
Install Manual Cranking



Ax1



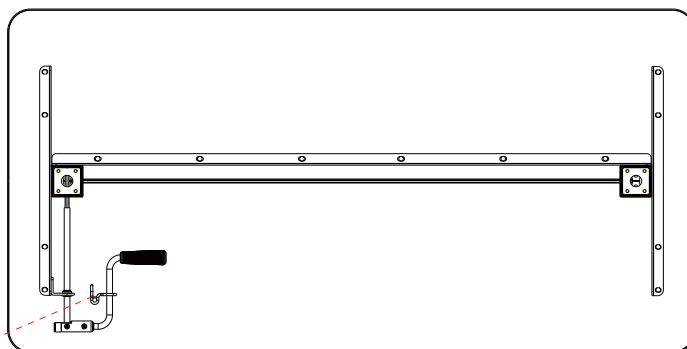
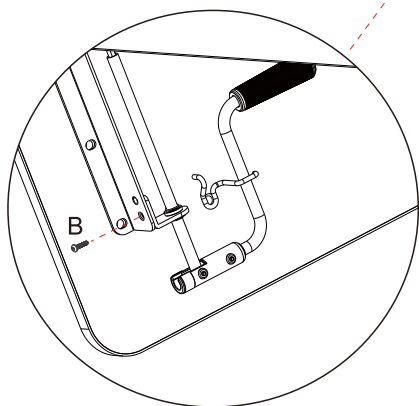
Bx1



Cx1

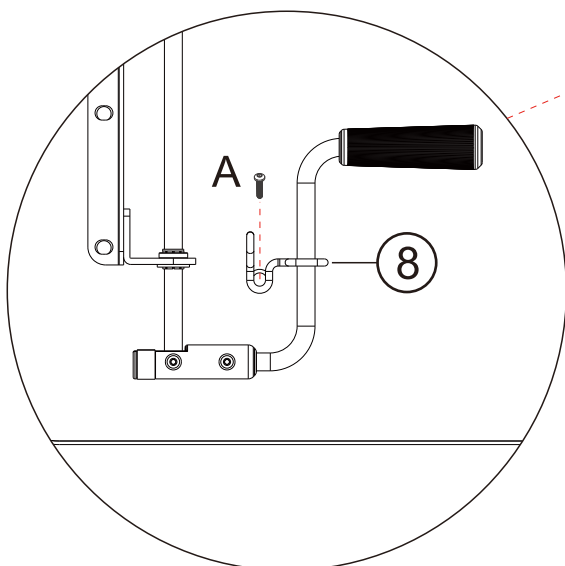
B

7



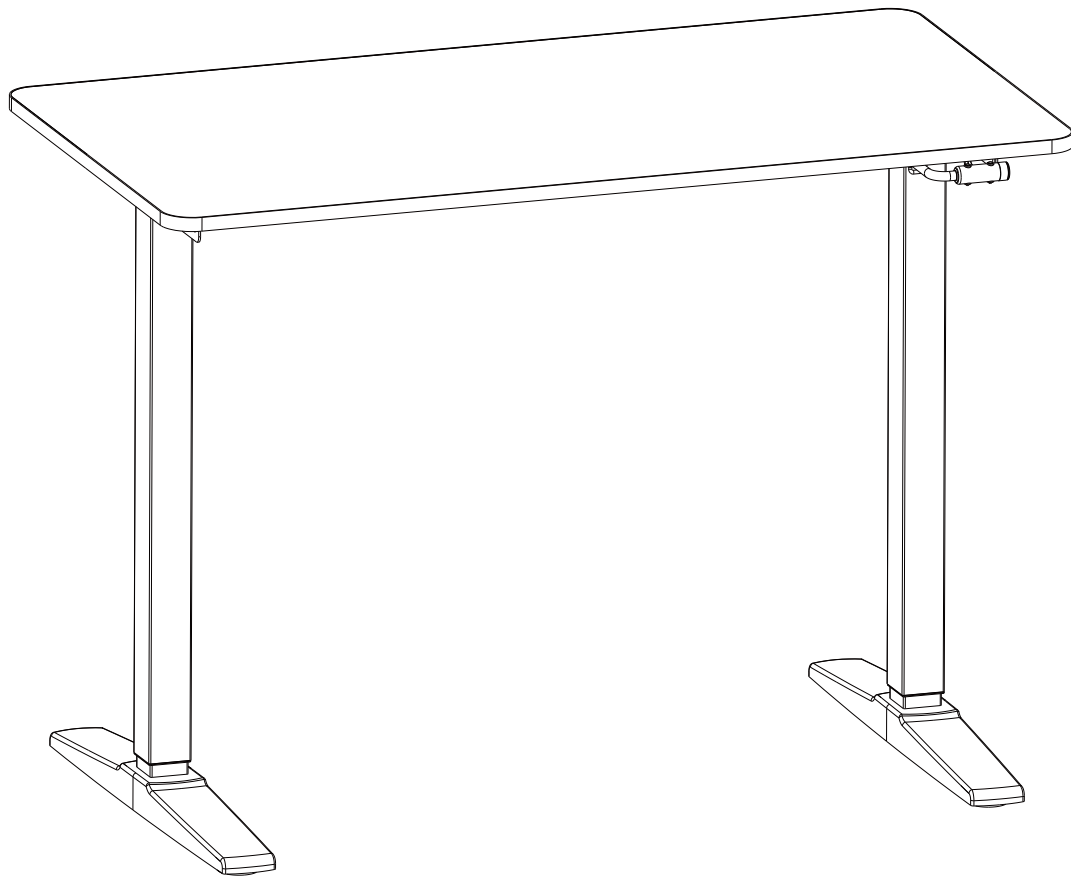
A

8



Step 6

Finished



Maximum
weight capacity
80 KG



CAUTION: This product is intended to hold the maximum weight indicated. Exceeding the maximum weight will result in instability and may cause injury.

Warranty 3 years

Product Warranty – valid for Australian customers only

Officeworks Ltd warrants that this product will be free from defects and work as intended for 3 years from the date of purchase by the original customer.

If the product has any defects or does not work as intended during the Warranty Period, Officeworks will, at its election and at its expense, repair or replace the product.

This warranty does not apply:

- To cosmetic damage;
- To damage caused by consumables used in connection with the product (such as cleaning products);
- Where the product has not been used in accordance with all provided instructions;
- To damage arising from fair wear and tear;
- Where the product has not been subject to reasonable use;
- Where the product has been intentionally or negligently damaged; and/or if the customer has attempted to repair the product.

To make a claim under this warranty, please return your product with your receipt or proof of purchase to your nearest Officeworks store or contact 1300 633 423.

This warranty is provided in addition to any rights you may be entitled to under the Competitions & Consumer Act 2010.

Our goods come with guarantees that cannot be excluded under the Australian Consumer Law. You are entitled to a replacement or refund for a major failure and compensation for any other reasonably foreseeable loss or damage. You are also entitled to have the goods repaired or replaced if the goods fail to be of acceptable quality and the failure does not amount to a major failure.



Thank you for your purchase. Please retain your receipt to validate warranty. If you would like to know more about our furniture products, please visit www.officeworks.com.au