



ASSEMBLY INSTRUCTIONS

HORSEN FLOATING SHELF

OTHORS80WE

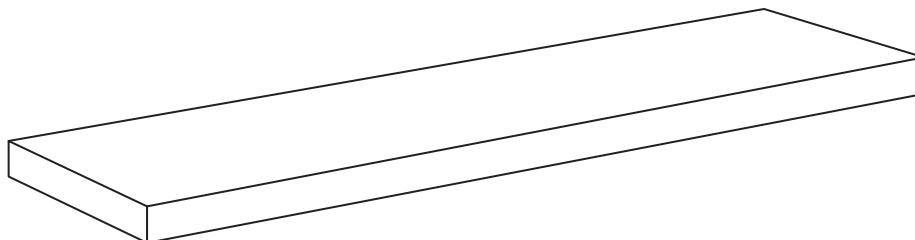
OTHORS80OA

OTHORS80WN

OTHORS11WE

OTHORS11OA

OTHORS11WN



This design and instruction booklet is subject to copyright.
www.officeworks.com.au

For spare parts or hardware call 1300 OFFICE(1300 633 423)

Estimated Assembly Time: 15minutes

Assembly Video

- To view an assembly video, go to <https://www.officeworks.com.au/>
- Search the product by item code or name:



- Click on the icon to watch the video.



Customer Service Contact Details



Spare Parts & Hardware

1300 OFFICE(1300 633 423)

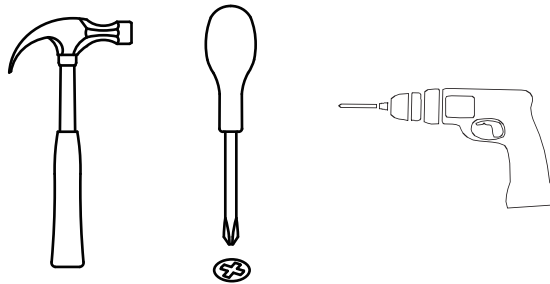
People Required



General Advice



Tools Required



CAUTION: Do not use tools other than those required, as this can damage your new item.

NOTE

- Please check you have all hardware before assembling.
- If you are missing any hardware, please contact 1300 OFFICE(1300 633 423).
- Please ensure you have the name of the item, required hardware part and quantity.
- Please retain your receipt as proof of purchase to validate your warranty.

CAUTION

- The assembly should be carried out by a qualified person.
- Screws included may not suit your walls. Always make sure to use screws that are suited to the material in your walls and have sufficient holding power. If necessary consult experts at your local hardware store.
- Do not tighten screws before all screws are in the right place.
- Do not use this product unless all screws are firmly secured.
- Check that all screws are securely tightened at least every 4 months.

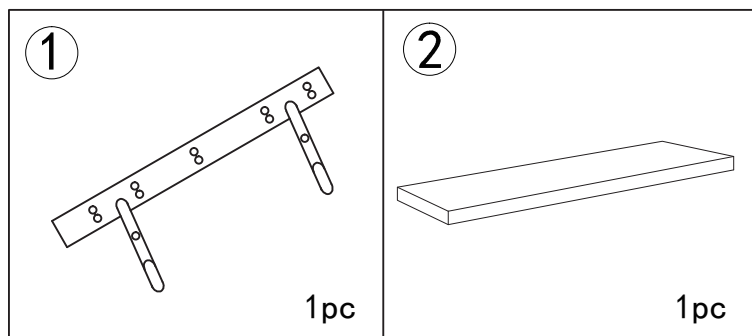
WARNING

- If parts are missing, broken, damaged or worn, stop using the product until all repairs are made using manufacturer authorised parts.
- Failure to follow these warnings could result in serious injury.

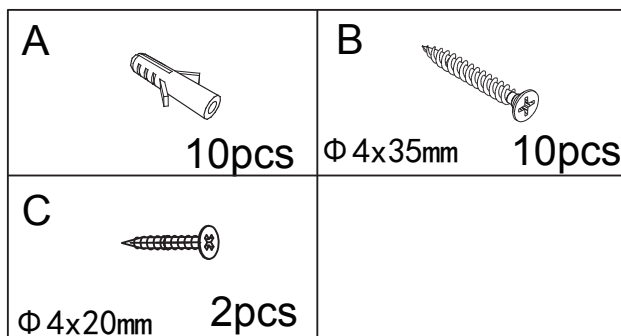
DANGER

- CHILDREN NOT ALLOWED DURING ASSEMBLY.

Parts List

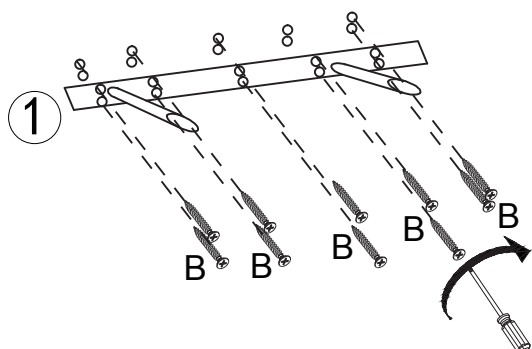
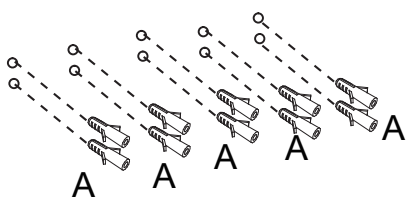
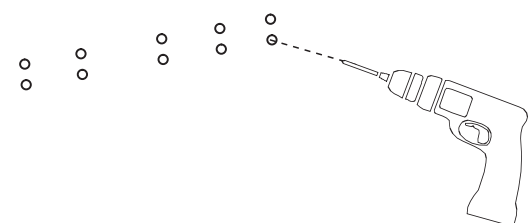
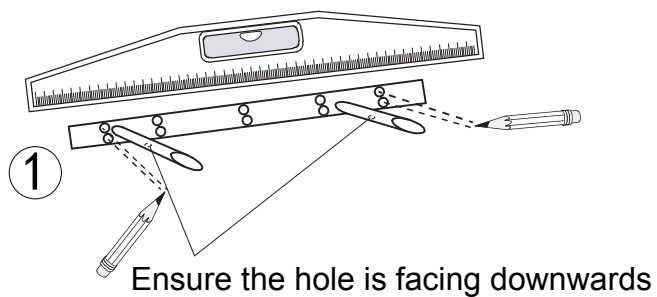


Hardware List Hardware Spare Part number - HWFLOATSHE

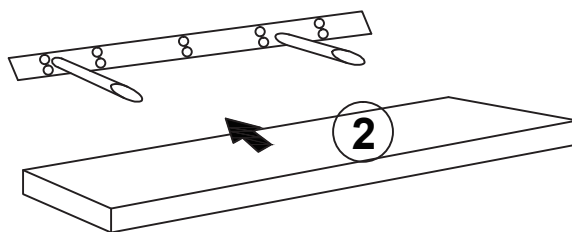


Assembly

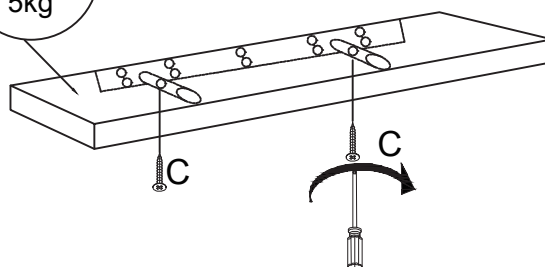

Step 1 Use level to assemble



Step 2



Step 3



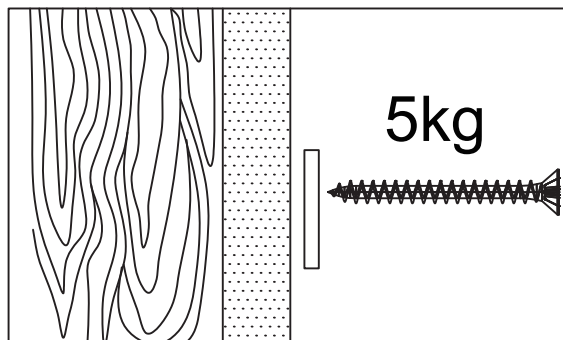
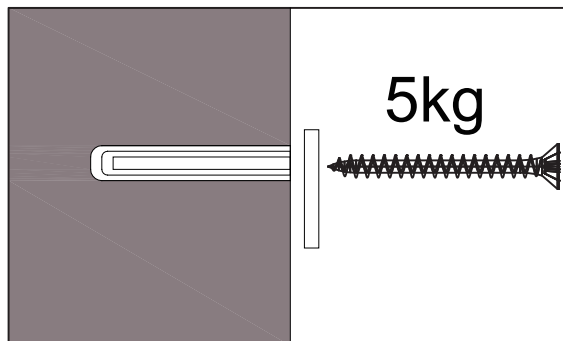
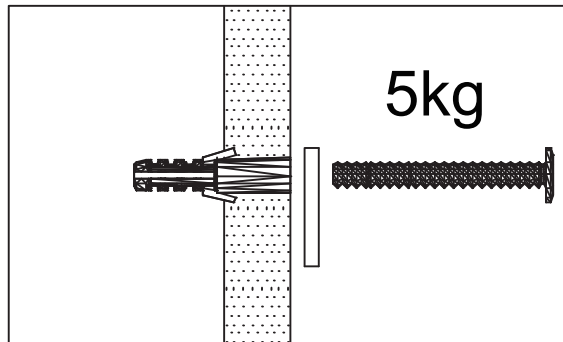
CAUTION

Wall mounting of FLOATING shelf requires at least 5 screws or fittings.

Always choose screws or fittings which are suitable for the material of the wall and have sufficient holding power.

The figure shows three common types of walls, with a specification of fittings and maximum load of the wall shelf.

1. Wall shelf fixed to board material on joists. Max. 5 kg.
2. Wall shelf fixed to concrete, light-weight concrete or brick. Max. 5 kg.
3. Wall shelf fixed to wooden joists. Max. 5 kg.



Warranty 3 years

Product Warranty – valid for Australian customers only

Officeworks Ltd warrants that this product will be free from defects and work as intended for 3 years from the date of purchase by the original customer.

If the product has any defects or does not work as intended during the Warranty Period, Officeworks will, at its election and at its expense, repair or replace the product.

This warranty does not apply:

- To cosmetic damage;
- To damage caused by consumables used in connection with the product (such as cleaning products);
- Where the product has not been used in accordance with all provided instructions;
- To damage arising from fair wear and tear;
- Where the product has not been subject to reasonable use;
- Where the product has been intentionally or negligently damaged; and/or if the customer has attempted to repair the product.

To make a claim under this warranty, please return your product with your receipt or proof of purchase to your nearest Officeworks store or contact 1300 633 423.

This warranty is provided in addition to any rights you may be entitled to under the Competitions & Consumer Act 2010.

Our goods come with guarantees that cannot be excluded under the Australian Consumer Law. You are entitled to a replacement or refund for a major failure and compensation for any other reasonably foreseeable loss or damage. You are also entitled to have the goods repaired or replaced if the goods fail to be of acceptable quality and the failure does not amount to a major failure.



Thank you for your purchase. Please retain your receipt to validate warranty.

If you would like to know more about our furniture products, please visit www.officeworks.com.au