

Instruction Manual

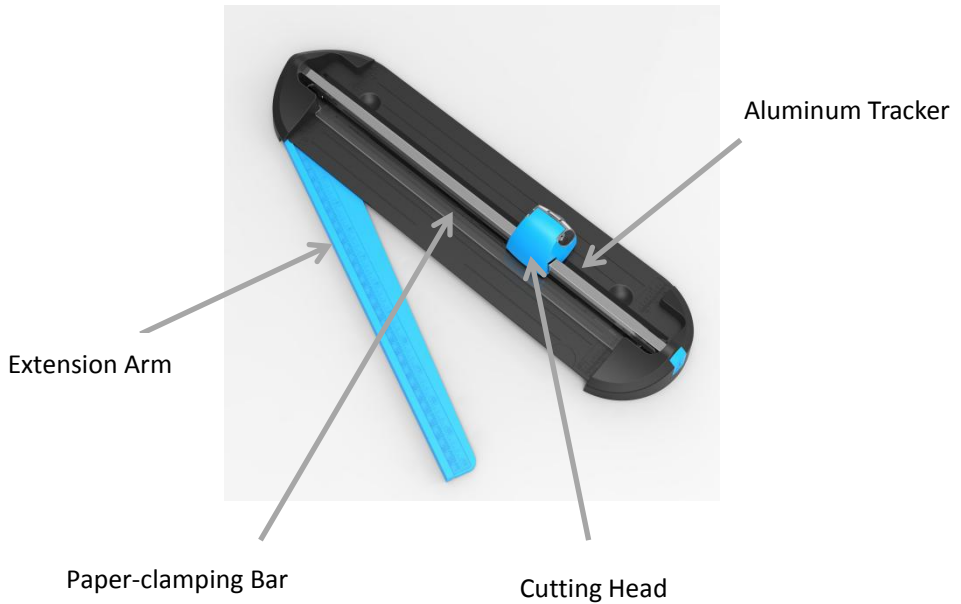
J.BURROWS

.....

J.Burrows 4-in-1 A4 Paper Cutter

JBMT401

Version: 201709



Read all instructions before use. Keep for future reference.

Officeworks Ltd. | 236-262 East Boundary Road | East Bentleigh | 3165 | AUSTRALIA

J.Burrows 4-in1 Paper Cutter

Model	JBMT410
Max. paper size	A4
Cutting length	300 mm
Max cutting capacity of straight blade	5 sheets (80gsm paper)
Max cutting capacity of perforation blade	5 sheets (80gsm paper)
Max cutting capacity of wave blade	3 sheets (80gsm paper)
Max cutting capacity of score blade	3 sheets (80gsm paper)
Cutting table	300x320mm
Dimensions	390x109x56mm
Weight	0.40kgs

INSTRUCTION

Place the paper cutter on a stable flat surface. Open the lid of the cutting head. Rotate your desired blade to the correct position as per Image 1 below.

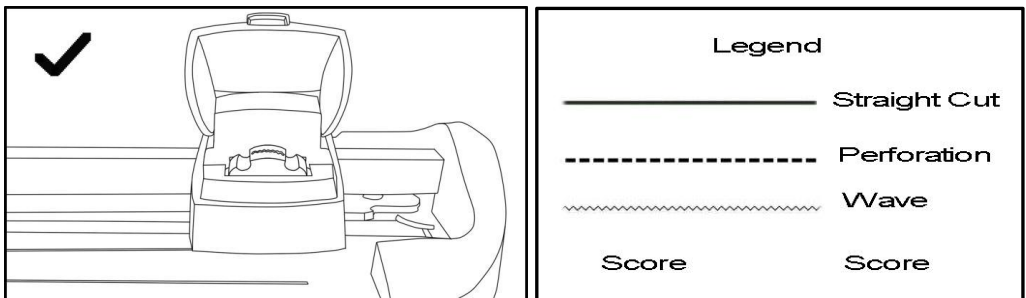


Image 1

Note: Image 2 shows the wrong position of the blade

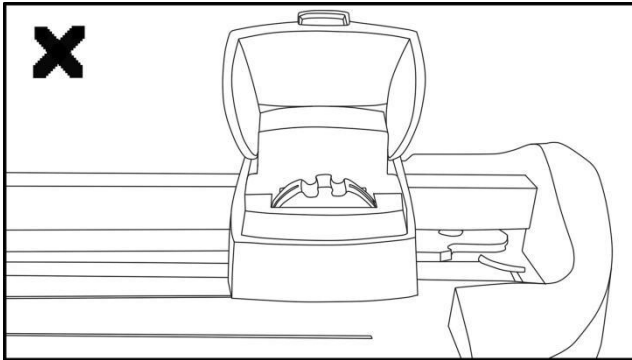


Image 2

Insert the paper under the transparent paper-clamping bar. Hold the cutting head as shown in Image 3 below by clamping the lid firmly with your thumb, index finger and middle finger. Press down the cutting head and slide the blade along the aluminum tracker to trim the paper.

Max Capacity: 3 or 5 sheets of 80gsm paper, see page 2 for detail by blade type

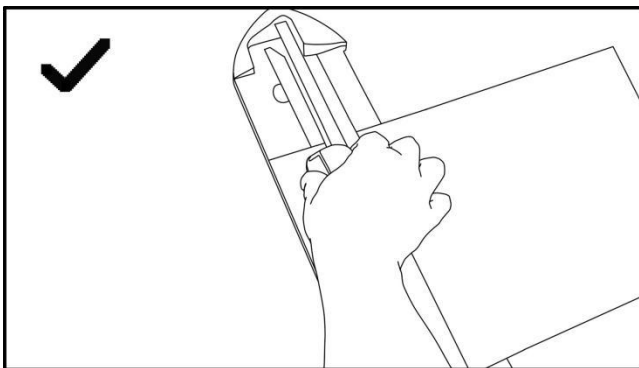


Image 3

Note: Image 4 shows an incorrect way of holding the cutting head. Improper operation may cause the blade to switch to another blade.

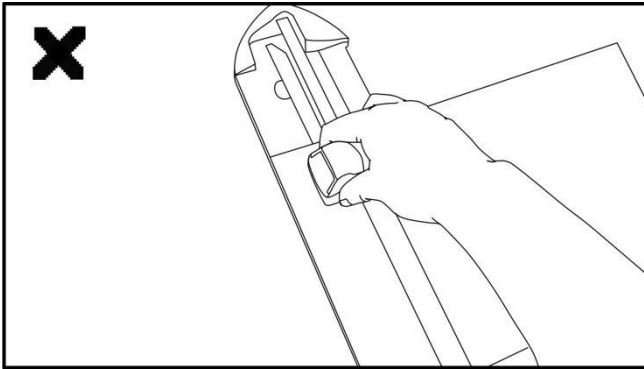


Image 4



NOTE

- Using more than the recommended amount of paper could cause permanent damage to the blade.
- This product is intended for cutting of paper. Do not use the product for any other purpose.

To avoid damage to the product:

- Remove paper clips and staples from paper before cutting paper.
- Do not expose product to humidity, water or other liquids.

To avoid possible severe personal injury:

- Always operate the product on a flat, level and steady surface to avoid overturning.
- Never dismantle the cutting head by yourself. It is dangerous.