

J.BURROWS

.....

WIRELESS KEYBOARD

Instruction Manual

KB100



OFFICEWORKS LTD

Compatible with:
Windows® 10 or later
Mac OS X 10.10 or later

Contents



x1



x1



x1



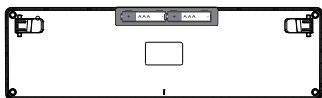
x2

1. Keyboard
2. USB Receiver

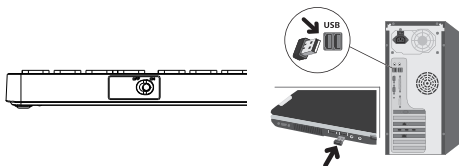
3. Instruction Manual
4. AAA batteries x2

Instructions

1. Retrieve batteries from battery compartment. Remove the protective film from the batteries and reinstall.



2. Turn on the switch of the keyboard, and plug the receiver into computer USB port.




3. The computer will install drivers automatically. Once completed the keyboard is ready to use.

Specifications

- Product Model: KB100
- Officeworks Product Code: JBKB100
- Working Frequency: 2.4GHz
- Rating: 3V \approx 5mA
- Dimensions: 435 x 126 x 22 mm
- System requirements:
Windows® 10 or later, Mac OS 10.10 or later

Combined Multimedia Functions

Fn +  to lock the multimedia function.

Fn+F1	Fn+F2	Fn+F3	Fn+F4	Fn+F5	Fn+F6
Player	Volume -	Volume +	Mute	Previous Track	Next Track
Fn+F7	Fn+F8	Fn+F9	Fn+F10	Fn+F11	Fn+F12
Play/Pause	Stop	Homepage	Email	My Computer	Favorites

Note

Multimedia function of keyboard is not available on Mac OS system.

Windows is a trademark of the Microsoft Corporation in the United States and other countries. Mac and MacOS are trademarks of Apple Inc., registered in the U.S. and other countries.