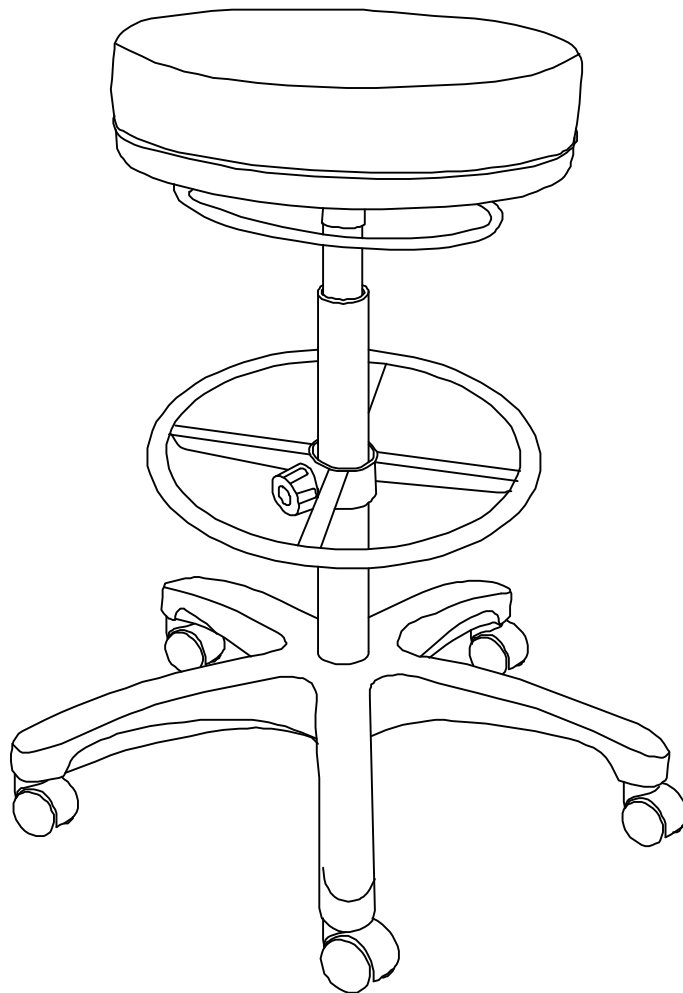


J.BURROWS

• • • • •

ASSEMBLY INSTRUCTIONS

KASINO GAS LIFT STOOL JBKASIGLBK



Weight Capacity: 120 kg

This design and instruction booklet is subject to copyright.
www.officeworks.com.au

1 CTN

For spare parts or hardware call 1300 OFFICE (1300 633 423)

Estimated Assembly Time: 15 minutes

Assembly Video

- To view an assembly video, go to <https://www.officeworks.com.au/>
- Search the product by item code or name:



- Click on the icon to watch the video.



Customer Service Contact Details



Spare Parts & Hardware

1300 OFFICE (1300 633 423)

People Required



General Advice



NOTE

- Please check you have all hardware before assembling.
- If you are missing any hardware, please contact 1300 OFFICE (1300 633 423).
- Please ensure you have the name of the item, required hardware part and quantity.
- Please retain your receipt as proof of purchase to validate your warranty.

CAUTION

- Do not tighten screws before all screws are in the right place.
- Do not use this product unless all bolts and screws are firmly secured.
- Check that all bolts and screws are securely tightened at least every 4 months.



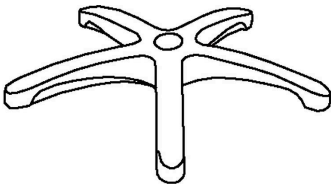

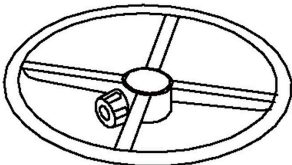


WARNING

- If parts are missing, broken, damaged or worn, stop using the product until all repairs are made using manufacturer authorised parts.
- Failure to follow these warnings could result in serious injury.

DANGER

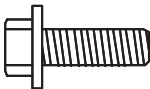
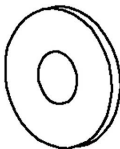

- CHILDREN MUST BE SUPERVISED.

Parts List



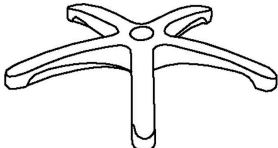
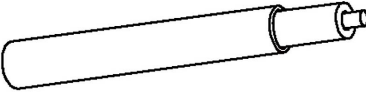
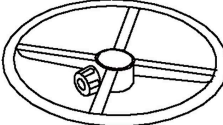
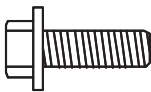
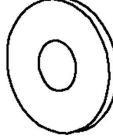

A1x5  Normal nylon castors	A2x5  Anti-rolling castors	Bx1 
Cx1 	Dx1 	Ex1 
Fx1 		

Hardware List

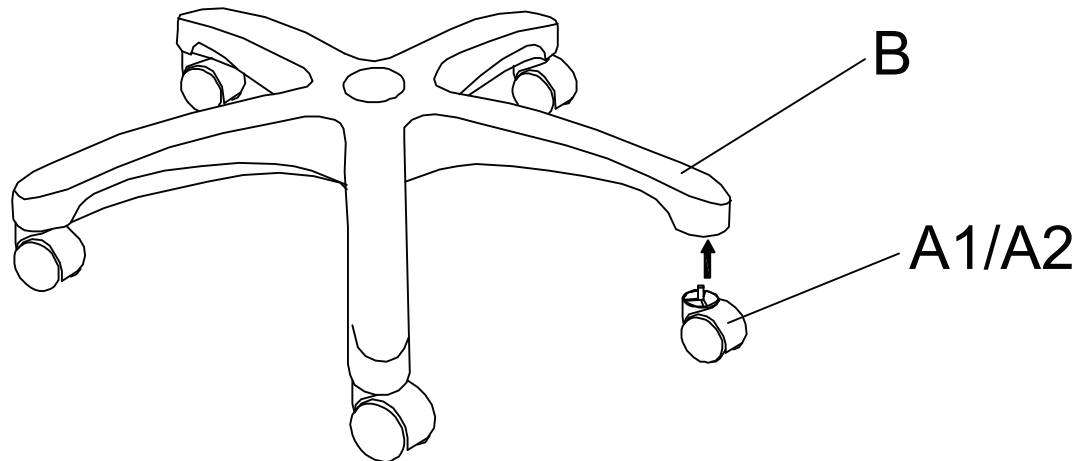
Hardware Spare Parts number - HWKASIGLHW

Gx4  M6x35mm	Hx4 	Ix1  M5
---	---	--

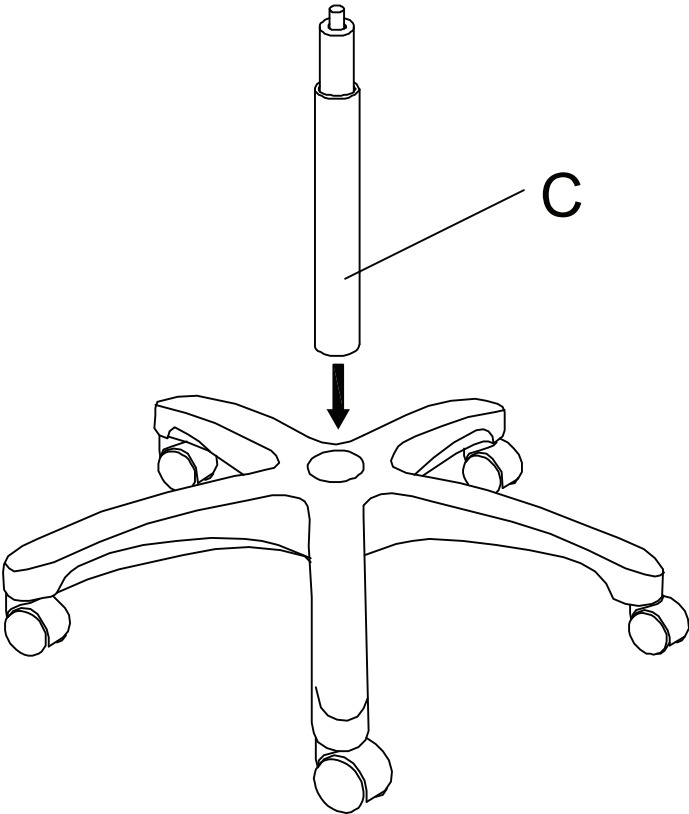
Spare Parts number -

<p>HWKASIGLCA</p>  <p>A1x5</p>	<p>HWKASIANNT</p>  <p>A2x5</p>	<p>HWKASIGLBS</p>  <p>Bx1</p>
<p>HWKASIGLGL</p>  <p>Cx1</p>	<p>HWKASIGLFR</p>  <p>Dx1</p>	<p>HWKASIGLHW</p>  <p>Gx4</p>
<p>HWKASIGLHW</p>  <p>Hx4</p>	<p>HWKASIGLHW</p>  <p>Ix1</p>	

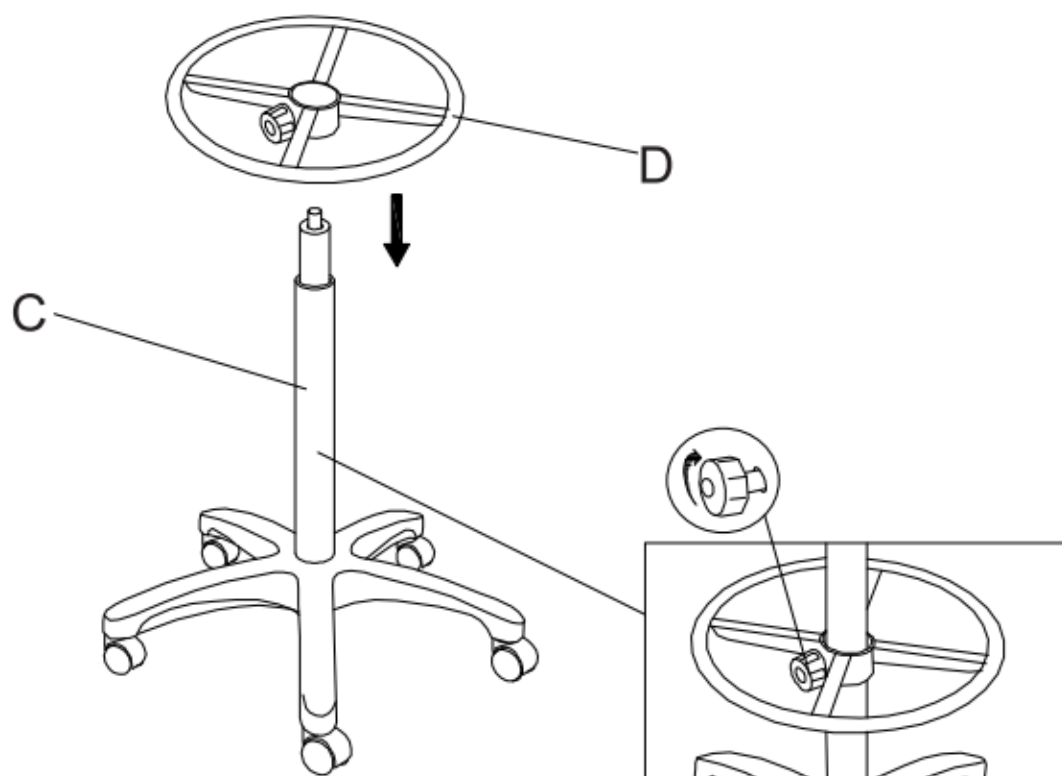
Step 1



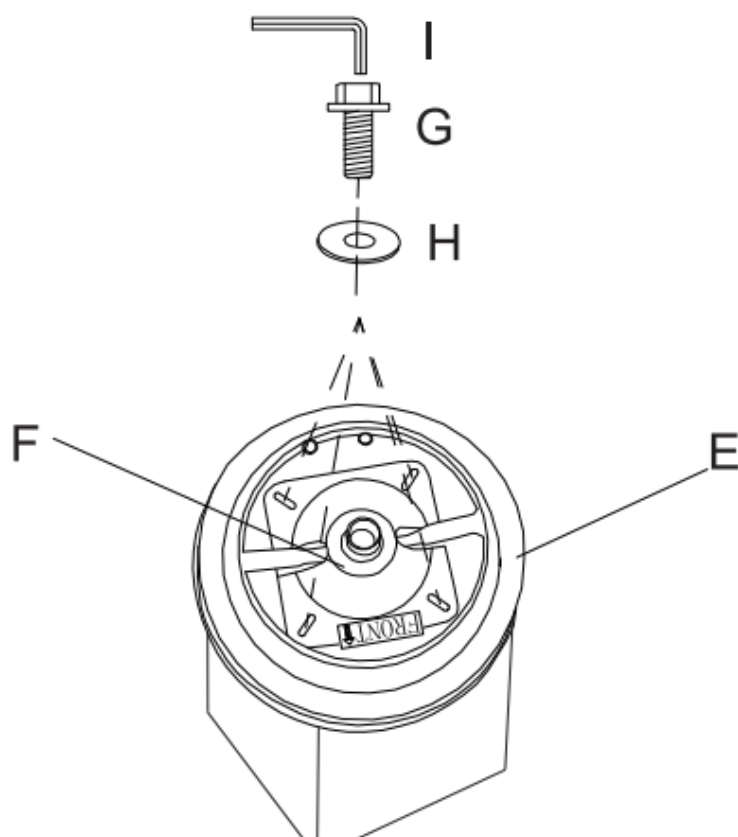
Step 2



Step 3



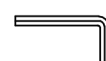
Step 4



Gx4

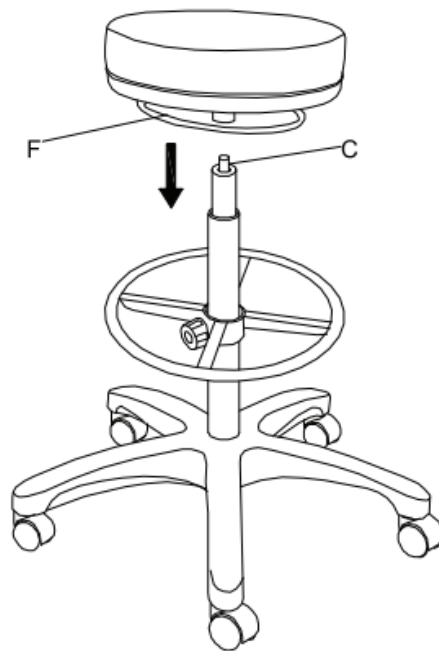


Hx4

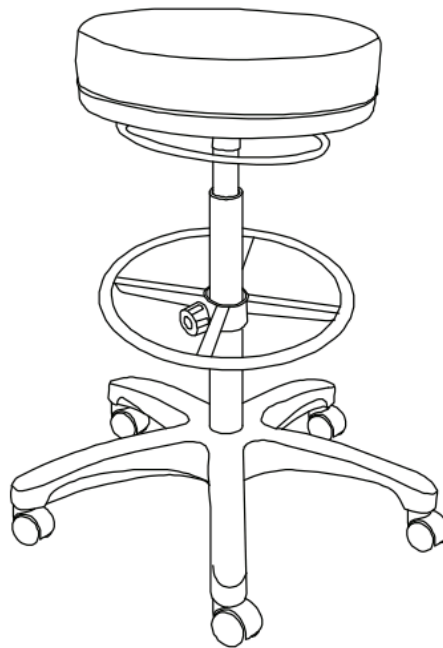


Ix1

Step 5



Step 6



Care Instructions - PU Chairs

- Wipe with a damp cloth & mild soap. Wipe dry immediately with an absorbent drycloth.
- Treat spills immediately with an absorbent cloth by blotting the spill.
- Do not use detergents, solvents or abrasive cleaners.
- Avoid contact with skin, in particular during high temperatures & humidity.
- Clean, check & tighten all parts regularly.

Warranty 3 year

Product Warranty - valid for Australian customers only

Officeworks Ltd warrants that this product will be free from defects and work as intended for 3 year from the date of purchase by the original customer.

If the product has any defects or does not work as intended during the Warranty Period, Officeworks will, at its election and at its expense, repair or replace the product.

This warranty does not apply:

- To cosmetic damage;
- To damage caused by consumables used in connection with the product (such as cleaning products);
- Where the product has not been used in accordance with all provided instructions;
- To damage arising from fair wear and tear;
- Where the product has not been subject to reasonable use;
- Where the product has been intentionally or negligently damaged; and/or if the customer has attempted to repair the product.

To make a claim under this warranty, please return your product with your receipt or proof of purchase to your nearest Officeworks store or contact 1300 633 423.

This warranty is provided in addition to any rights you may be entitled to under the Competitions & Consumer Act 2010.

Our goods come with guarantees that cannot be excluded under the Australian Consumer Law. You are entitled to a replacement or refund for a major failure and compensation for any other reasonably foreseeable loss or damage. You are also entitled to have the goods repaired or replaced if the goods fail to be of acceptable quality and the failure does not amount to a major failure.



Thank you for your purchase. Please retain your receipt to validate warranty. If you would like to know more about our furniture products, please visit www.officeworks.com.au