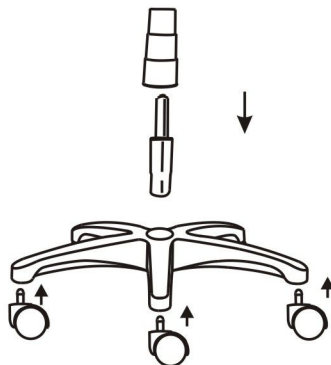



Matrix mesh medium back Assembly instructions

Need Help!
Assembly Videos on
www.pagointernational.com.au
E: sales@pagointernational.com.au

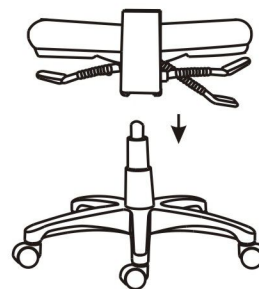
1



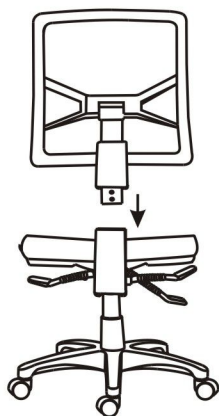
2



3

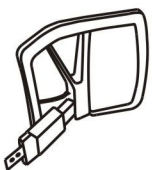
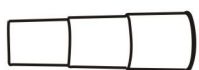






4



5

1. Insert the back firmly into the mechanism at the back of the seat unit.
2. Push down all the way until the back bottoms out.
3. Lift the back slowly through the ratchet slots until the lumbar is in the correct position.
4. If you raise the back beyond the top ratchet slot, go back to point 2

	1		1		1
	1		1		5

pago

www.pagointernational.com.au