




# Matrix II Plus

Ergonomic Task Chair


Updated June 2025





The Matrix II Plus Ergonomic Chair has a heavy-duty, robust design and is ideal for commercial use. It features an independent seat tilt and back rake adjustment mechanism allowing the user to adjust the chair to suit their needs and comfort. This everyday ergonomic task chair with an extra wide moulded foam seat provides added comfort and support suitable for commercial environments.

# Available colours



# Chair Features



## 3 Level Ratchet Mechanism

Features a three-lever system for precise ergonomic adjustments. These include seat height, seat tilt, back rake and ratchet back height adjustments. This ensures customizable comfort with a secure locking mechanism



## Independent Seat Tilt & Back Rake

Allows the seat and backrest to tilt independently, enabling users to find a personalised sitting angle for enhanced comfort and support.



## Ratchet Lumbar Adjustment

Provides incremental height adjustments for the backrest using a ratchet system, ensuring proper alignment with the user's upper back and shoulders.



- 1 80mm thick high density moulded foam
- 2 Designed for extended use - 8h+ use
- 3 Ergonomically contoured to support your body
- 4 Waterfall edge reduces pressure and increase circulation

## Moulded Seat Foam

Unlike cut foam, Pago moulded foam seats won't break down over time. That's why we have a 15 Year Warranty.

# Certificates



**posturesure™**  
SEATING SYSTEM

FULLY  
ERGONOMIC

FULLY ERGONOMIC MECHANISM WITH INDEPENDENT  
SEAT TILT AND BACK RAKE ADJUSTMENT



Australian  
Designed  
and Owned





TESTED TO THE  
**HIGHEST**  
AUSTRALIAN  
STANDARDS  
AS/NZS4438:1997  
**LEVEL 6**  
COMMERCIAL USE



No-Tools  
Assembly

# Specification sheet



Packaging dimension 710mm (w) x 340mm (d) x 600mm (h)

Box weight 13.0 kgs



Container size 20ft 40ft 40Hft

Container max quantity 199 408 472

# Available with Arms and Without Arms

Offers flexibility with options for armrests to support upper body comfort or an armless design for a more minimalist and space-efficient setup.



## Arms options






## How to assemble and use the Matrix II Plus chair

Like all Pago chairs, Matrix II is presented with a detailed assembly guide to make the setup process straightforward and hassle-free. Matrix II's no-tools assembly ensures you can put together the chair with confidence and precision. The comprehensive instructions includes clear, step-by-step instructions tailored to suit users of varying experience levels, along with practical tips to help you assemble your chair correctly.

To further enhance your experience, you can scan the QR code to access the Matrix II Plus How to Use video, showing how to sit correctly and comfortably. Achieve comfort and maximal productivity with Matrix II Plus.



*Scan QR code to watch the "How to use" video*



# Thank You

## Contact us

[sales@pagointernational.com.au](mailto:sales@pagointernational.com.au)

Pago International Pty Ltd  
U310/180-186 Campbell Parade,  
Bondi Beach, 2026  
Australia

 [pagointernational](#)

 [pagointernational](#)

 [www.pagointernational.com.au](http://www.pagointernational.com.au)