











PIXMA TS5360a

Canon

PIXMA HOME TS5360a

 Wireless Printing	Wireless	Canon PRINT app, Airprint (iOS) and Mopria (Android)
 Borderless Photo Printing	Borderless photo printing	4x6" borderless photos in just 36 seconds
 3.7cm (1.44") OLED	Simple Control	1.44" OLED display, QR button, Wireless Connect
 FINE Cartridge	FINE Cartridges	Convenient quality FINE cartridges with ChromaLife100 ink
 Paper Width Detection	Easy paper loading	Auto paper width detection
 Status Bar	Status at a glance	LED status bar
 2-way	Mix and match	2-way paper feed
 Auto 2-sided Print	Paper saving	Auto 2-sided printing

What inks can I use with my printer?



A4 Ink Yield: 300



A4 Ink Yield: 180



A4 Ink Yield: 400



A4 Ink Yield: 180



Technical Specifications

PIXMA HOME TS5360a

PIXMA HOME TS5360a Technical Specifications	
Printer Functions	
Functions	Wi-Fi, Print, Copy, Scan, Cloud
Ink Type	2 FINE cartridges (Black and Colour)
Printing Resolution	4800 (horizontal) x 1200 (vertical) dpi
Mono Print Speed	Approx 13 ipm
Colour Print Speed	Approx 6.8 ipm
Photo Print Speed	Borderless 10x15cm : Approx 43 seconds
Borderless Printing	Yes (A4, Letter, 20x25cm, 13x18cm, 10x15cm, 13x13cm, 8.9x8.9cm)
Paper Capacity	Rear Tray: Max. 20 sheets (photo paper) or Max. 100 sheets (plain paper)
	Front Cassette: Max. 100 sheets (plain paper)
Supported Paper Sizes	Rear Tray: A4/A5/B5/LTR/LGL/20x25cm/13x18cm/10x15cm/13x13cm/8.9x8.9cm, Envelopes(DL,COM10) [Custom size] width 55mm - 215.9 mm, length 89mm - 676mm
	Front Cassette: A4, A5, B5, LTR [Custom size] width 148.0 mm - 215.9 mm, length 210mm - 297mm
Supported Paper Weights	Rear Tray: Plain paper 64 - 105 g/m ² , Canon photo paper up to 300 g/m ²
	Front Cassette: Plain Paper: 64-105 g/m2
Frequency Band / Channel	2.4GHz
Wireless LAN Security	WPA-PSK, WPA2-PSK, WEP, Administration password
Wireless LAN Network Type	IEEE802.11 b/g/n
Mobile Phone/Tablet Printing	Available
Memory Card Printing	N/A
Copier Functions	
Speed	sFCOT: Approx. 20 sec
	sESAT: Approx. 4.0 ipm
Multiple Copy	99 copies max
Copy Functions	Document Copying, Photo Copying, 2-sided copy, 2-on-1 and
Copy zoom	25 - 400% (in 1% increments) Fit to page
Scanner Functions	
Scanner Type	CIS Flatbed photo and document scanner
Scanning resolution	Optical: 1200 x 2400 dpi
Scanning Bit Depth (Input/Output)	Colour: RGB each 16bit/8bit
	Greyscale: 16 bit / 8 bit
Maximum Document Size	216 x 297 mm
Connectivity	
Smartphone or tablet	Available. iOS, Android, Windows 10 Mobile
Supported Operating Systems	Windows 10、 Windows 8.1、 Windows 7 SP1
	Operation can only be guaranteed on a PC with pre-installed Windows 7 or later.
	OS X 10.11.6 、 macOS 10.12～macOS 10.14
Google Cloud Print	Available
Apple Air Print	Available
PIXMA Printing Solutions	Available
General Features ⁹	
Interface – PC/Mac	Hi-Speed USB (B Port)
	Wi-Fi: IEEE802.11 b/g/n
	Wi-Fi Security: WPA-PSK, WPA2-PSK, WEP, Administration password
	Wireless LAN Frequency Band: 2.4GHz
Interface – Other	Canon PRINT Inkjet/SELPHY app
	Easy-PhotoPrint Editor
	PIXMA Cloud Link
	Canon Print Service Plugin (Android)
	Google Cloud Print
	Apple AirPrint
	Wireless Direct
	Access Point Mode
	WLAN PictBridge
	Mopria (Android)
Paper Feed	Rear Tray and Cassette
Power Source	AC 100-240V, 50/60Hz
Power Consumption	Off: Approx. 0.3W
	Standby (connected to PC via USB): Approx. 0.9W (scanning lamp off)
	Standby (all ports connected): Approx. 1.7W (scanning lamp is off)
	Time to enter Standby mode: 11min 7sec
Recommended Environment	Copying: Approx. 19W
Recommended Environment	Temperature: 15-30°C Humidity: 10 - 80%RH (no dew condensation)
Dimensions (W x D x H)	Approx. 403 x 315 x 148 mm
Weight	Approx. 6.3kg



Standard disclaimers:

All specifications subject to change without notice.

Print speed may vary depending on system configuration, interface, software, document complexity, print mode, page coverage, type of paper used etc.

Ink yield may vary depending on texts/photos printed, applications software used, print mode and type of paper used. For yield information see www.canon-europe.com/ink/yield

Scan speed may vary depending on system configuration, interface, software, scan mode settings and document size etc.

Copy speed may vary depending on document complexity, copy mode, page coverage, type of paper used etc. and does not take into account warming up time.

Photo print speed is based on the default setting using ISO/JIS-SCID N2 on Photo Paper Plus Glossy II and does not take into account data processing time on host computer. Print speed may vary depending on system configuration, interface, software, document complexity, print mode, page coverage, type of paper used etc.

All brand and product names are trademarks of their respective companies.

If your inkjet printer is found defective within the applicable manufacturer warranty period (1 Year), we'll replace it with the same, or an equivalent model. Excludes damage caused by external factors. Canon's full replacement promise is in addition to your rights under Australian Consumer Law which, depending on the type of fault, includes repair, replacement or a refund. For full terms see: www.canon.com.au/printassist or the card in the printer box. Only for products purchased at Authorised Canon Australia retailers.

USB cable not included.

A complete set of ink cartridges with ink available in each cartridge is required for all functions including copy, print and scan. Some functions (e.g. PIXMA Cloud Link, scan to cloud or scan to email) may not work unless genuine Canon inks are used and/or an internet connection established.