

Post-it® Note Addition

Bolster understanding of basic math with Post-it® Notes.

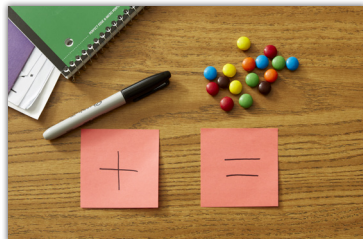


Things you will need: Post-it® Super Sticky Notes 76mm x 76mm, a group of like objects.

Suitable for: Ages 4-7

Step

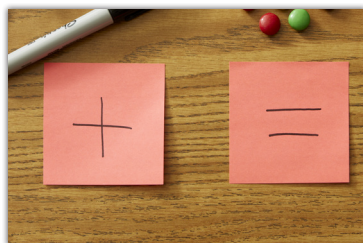
1



Begin with two Post-it® Notes. Draw an equal sign (=) on one and a plus sign (+) on another.

Step

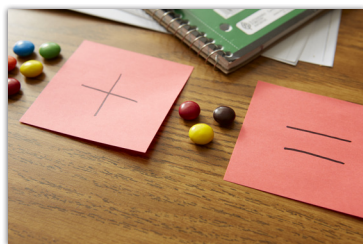
2



Stick the Post-it® Notes on the table in the correct order

Step

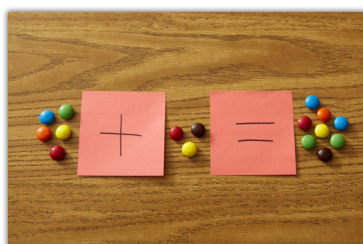
3



Take a group of like objects, such as pieces of candy, cereal, paper clips or coins, in different amounts separated by the plus sign.

Step

4



Have your child rearrange the objects to help visualize the answers to the problems and watch the mental math grow.

Step

5

The same concept can be modified to teach addition, multiplication, or division.



Super Sticky

Look for this symbol on pack!

