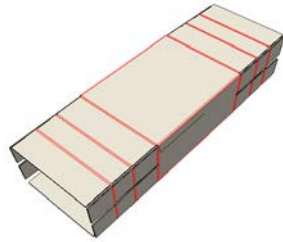
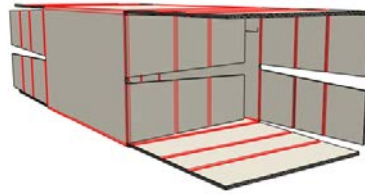


# Six Bottle Wine Box With Built In Partitions

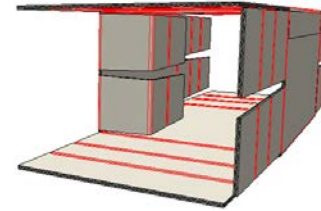
## Assembly Instructions



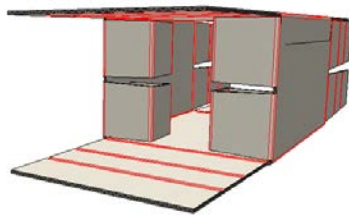
1. Open up box



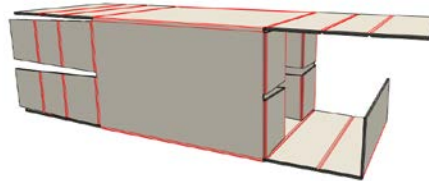
2. Fold one bottom flap along width of carton all the way over



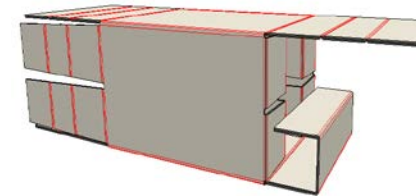
3. Fold flap at second crease to go inside box



4. Repeat steps 2 & 3 for the opposite flap



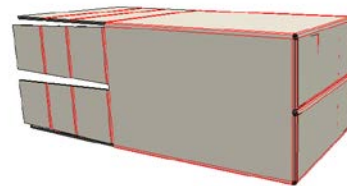
5. Fold flap along length of carton at first crease



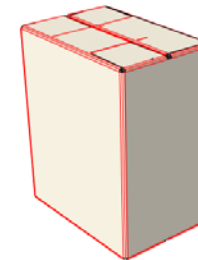
6. Fold the same flap at second crease and slide in to the slots formed by the other flaps



7. Repeat steps 5 & 6 for the remaining flap and slide in to the slot



8. This has formed the bottom of your carton. Seal securely with tape



9. Place bottles inside carton. The folded flaps form partitions for the bottles. Repeat steps 2-6 to form the top. Seal securely with tape