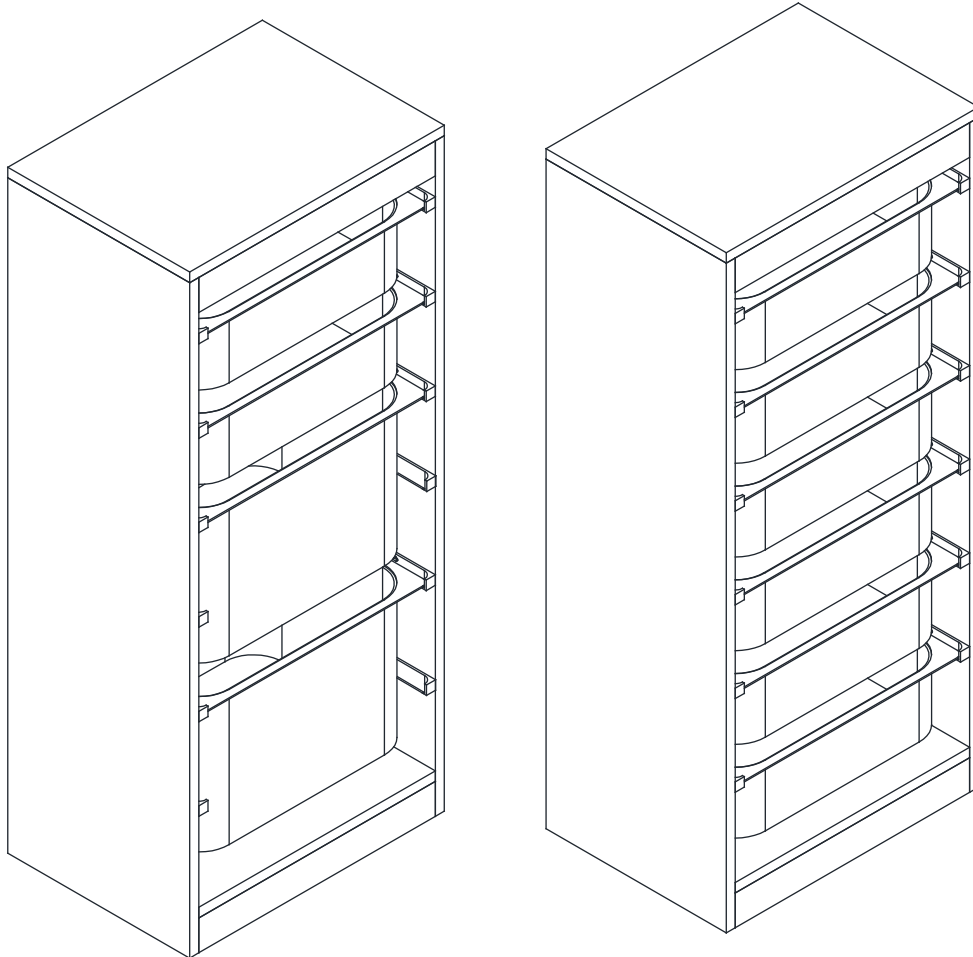




ASSEMBLY INSTRUCTIONS

KIDS STORAGE UNIT TALL SMSTORELWE/SMSTORELOA



This design and instruction booklet is subject to copyright.
www.officeworks.com.au

1CTN

For spare parts or hardware call 1300 OFFICE (1300 633 423)

Estimated Assembly Time: 30minutes

Assembly Video

- To view an assembly video, go to <https://www.officeworks.com.au/>
- Search the product by item code or name:



- Click on the icon to watch the video.



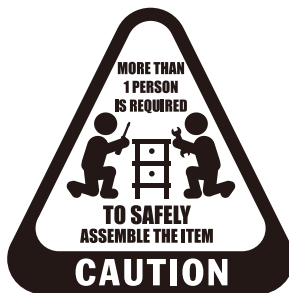
Customer Service Contact Details



Spare Parts & Hardware

1300 OFFICE(1300 633 423)

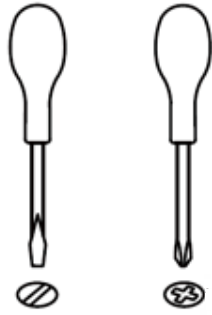
People Required



General Advice



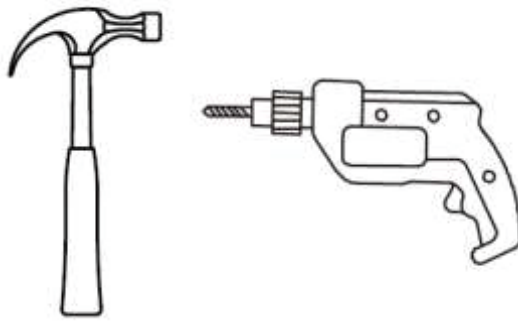
Tools Required



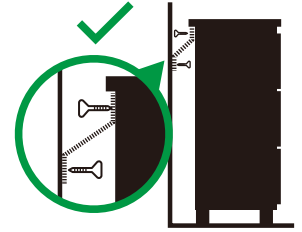
CAUTION: Do not use tools other than those required, as this can damage your new item.

Tools Required

To secure the unit to a wall you need following tools:



WARNING



Children have died from furniture tipover.

- ALWAYS secure it with an anchor device.
- NEVER allow children to stand, climb or hang on drawers, doors, or shelves.
- NEVER open more than one drawer at a time.
- Place heavy items down low.

NEVER put a TV on this furniture



This is a permanent label. Do not remove!

NOTE

- Please check you have all hardware before assembling.
- If you are missing any hardware, please contact 1300 OFFICE(1300 633 423).
- Please ensure you have the name of the item, required hardware part and quantity.
- Please retain your receipt as proof of purchase to validate your warranty.

CAUTION

- Do not tighten screws before all screws are in the right place.
- Do not use this product unless all screws are firmly secured.
- Check that all screws are securely tightened at least every 4 months.

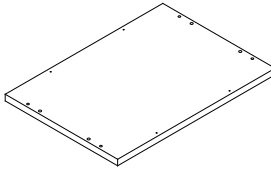
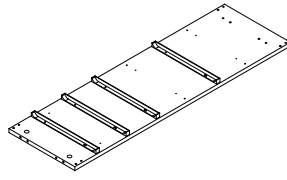
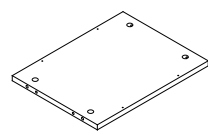
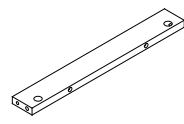
WARNING

- If parts are missing, broken, damaged or worn, stop using the product until all repairs are made using manufacturer authorised parts.
- Failure to follow these warnings could result in serious injury.

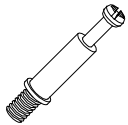

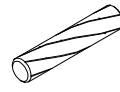


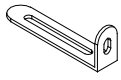

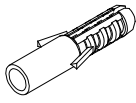
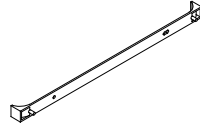
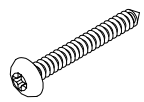
DANGER

- CHILDREN MUST BE SUPERVISED.

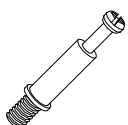

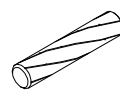

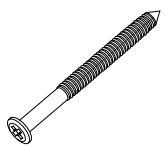
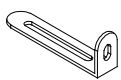

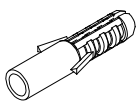
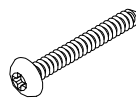
Parts List

<p>①</p>  <p>x1PC</p>	<p>②</p>  <p>x2PCS</p>	<p>③</p>  <p>x1PC</p>	<p>④</p>  <p>x4PCS</p>
--	---	---	---

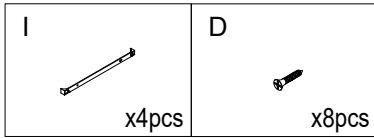
Hardware List



<p>A</p>  <p>x16pcs</p>	<p>B</p>  <p>x16pcs</p>	<p>C</p>  <p>ø6*30mm x16pcs</p>	<p>D</p>  <p>ø3*12mm x8pcs</p>	<p>E</p>  <p>ø4*55mm x8pcs</p>
<p>F</p>  <p>x2pcs</p>	<p>G</p>  <p>ø4*12mm x2pcs</p>	<p>H</p>  <p>x2pcs</p>	<p>I</p>  <p>x4pcs</p>	<p>J</p>  <p>ø4*35mm x2pcs</p>

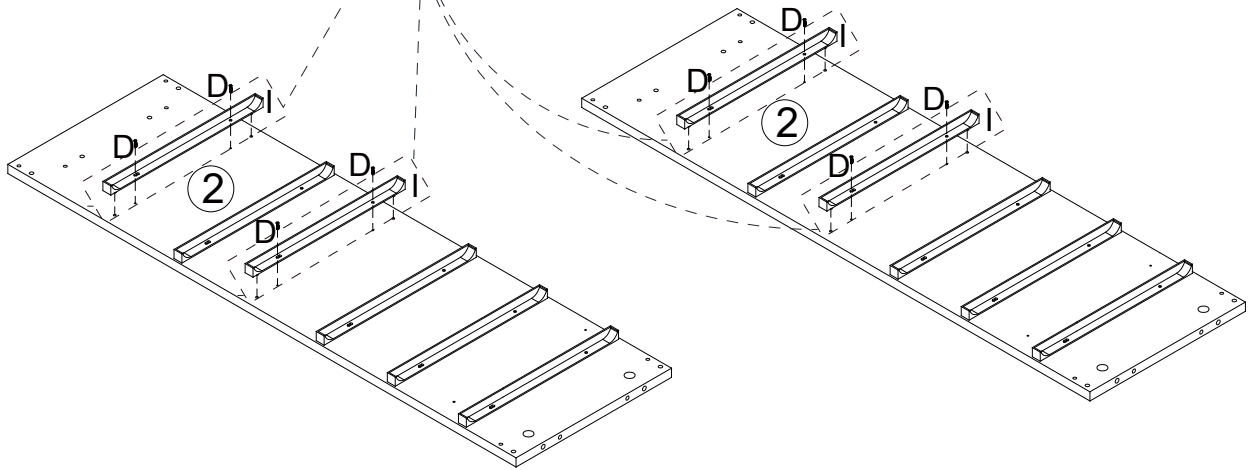
Hardware Spare Parts number - HWPKRASTAL

<p>A</p>  <p>x16pcs</p>	<p>B</p>  <p>x16pcs</p>	<p>C</p>  <p>ø6*30mm x16pcs</p>	<p>D</p>  <p>ø3*12mm x8pcs</p>	<p>E</p>  <p>ø4*55mm x8pcs</p>
<p>F</p>  <p>x2pcs</p>	<p>G</p>  <p>ø4*12mm x2pcs</p>	<p>H</p>  <p>x2pcs</p>	<p>J</p>  <p>ø4*35mm x2pcs</p>	

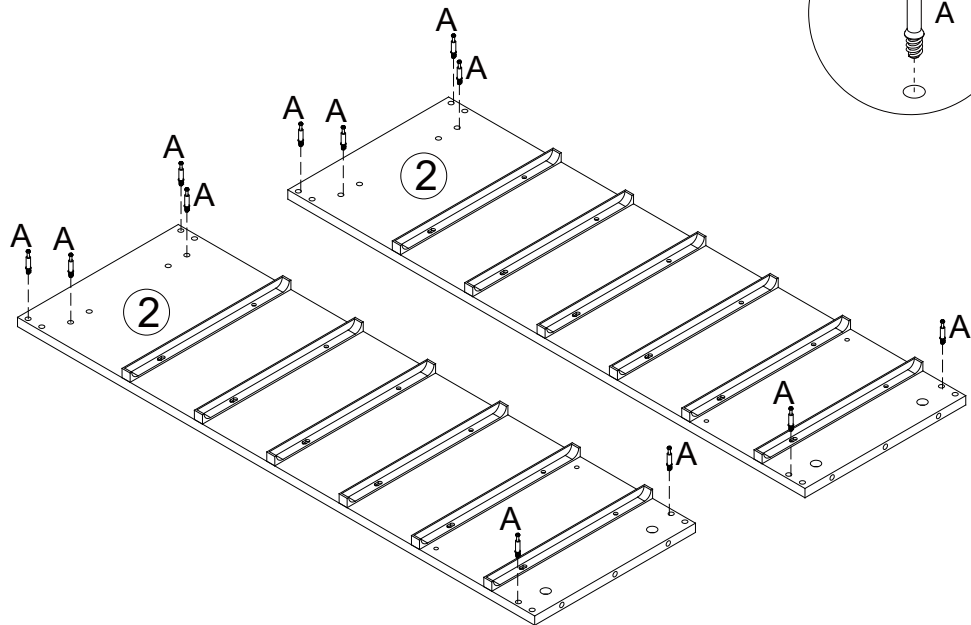
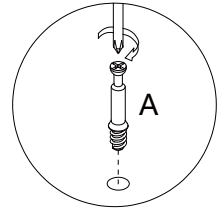
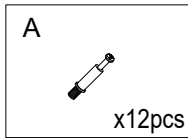
Step 1



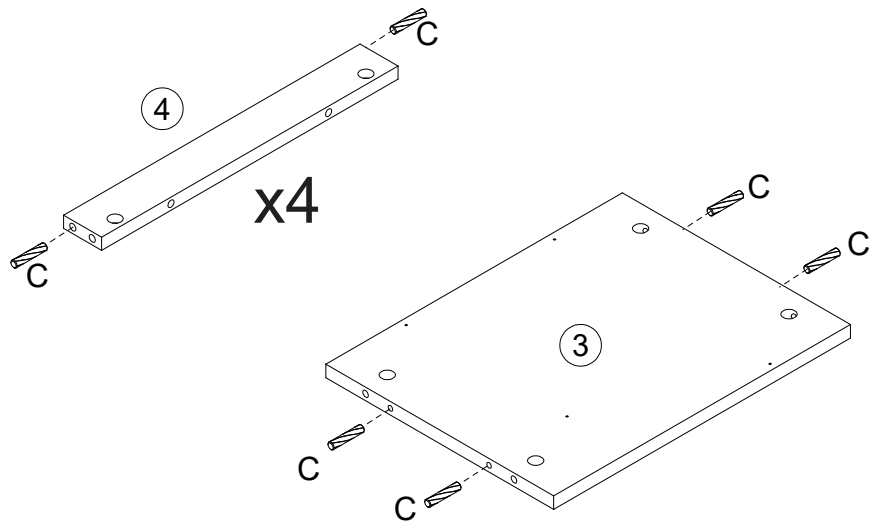
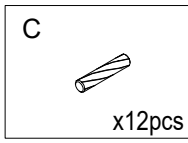
 Optional step: This step applies only to the six medium plastic tubs configuration. 



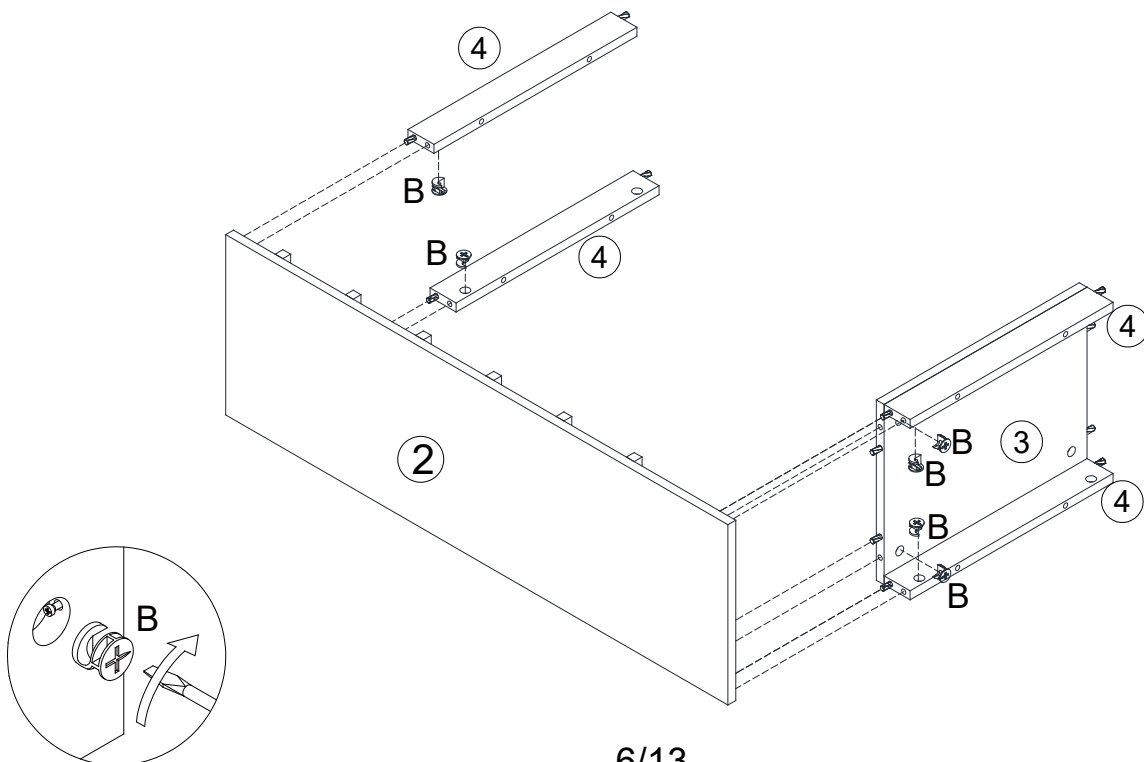
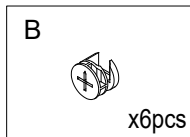
Step 2



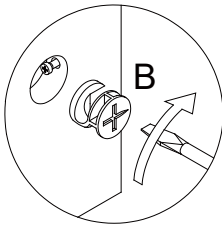
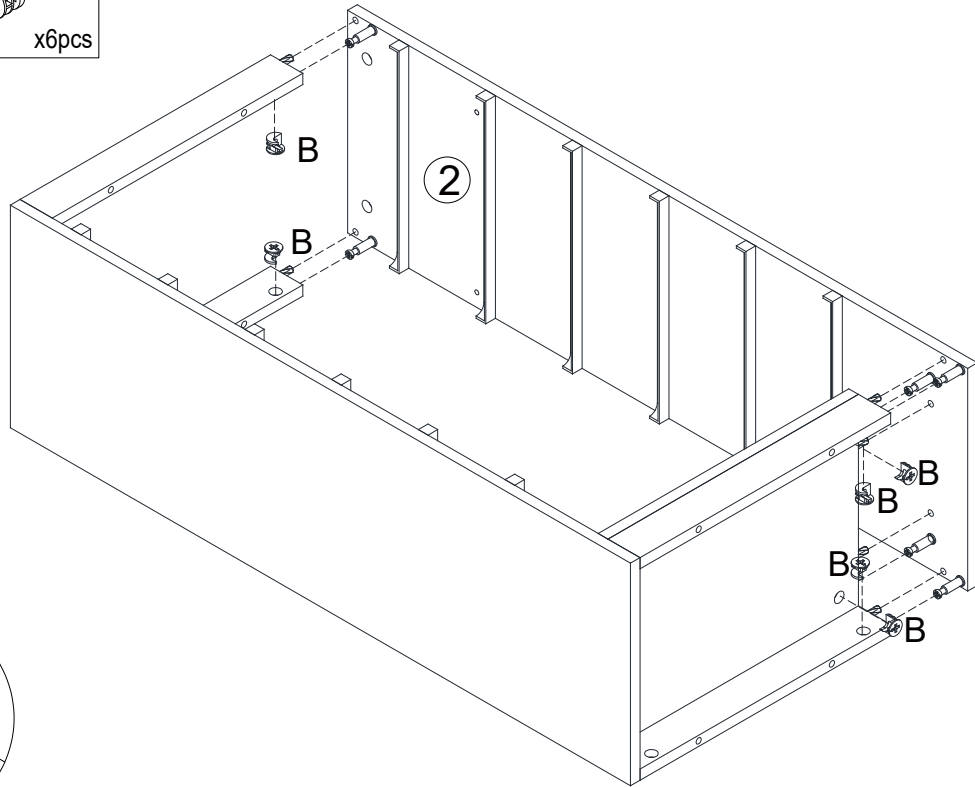
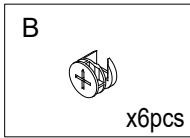
Step 3



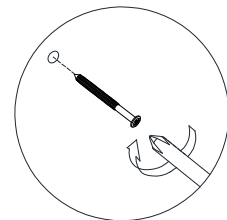
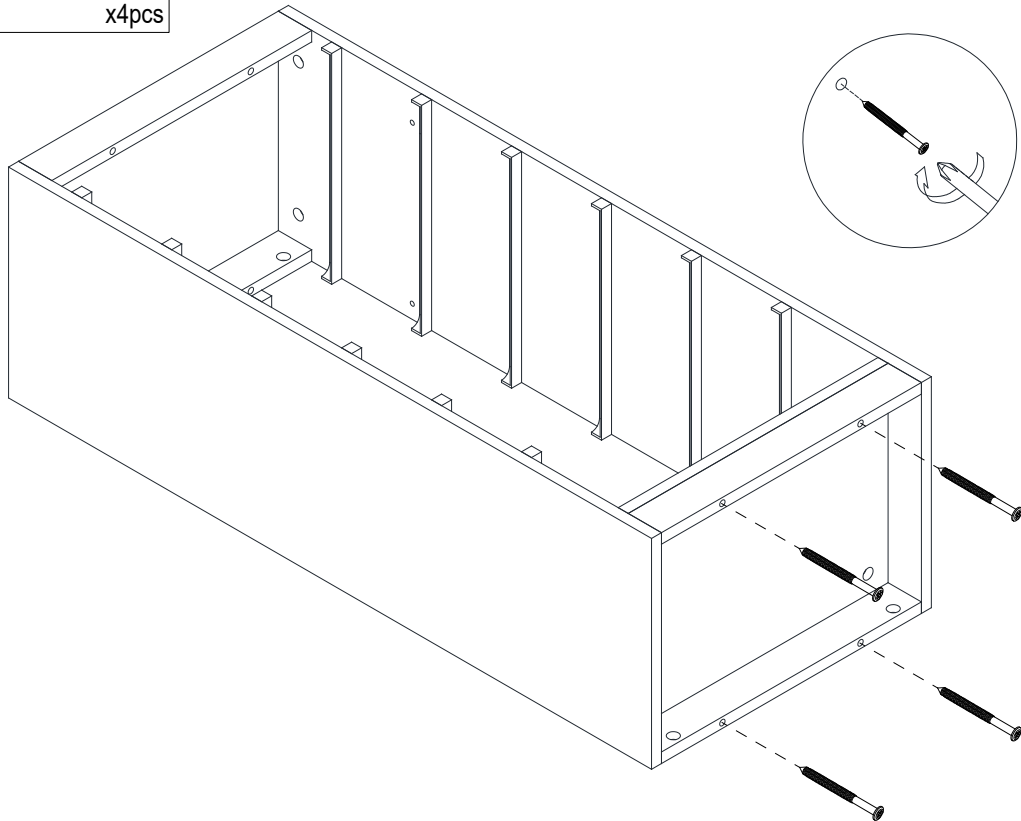
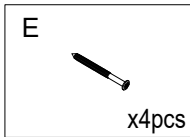
Step 4



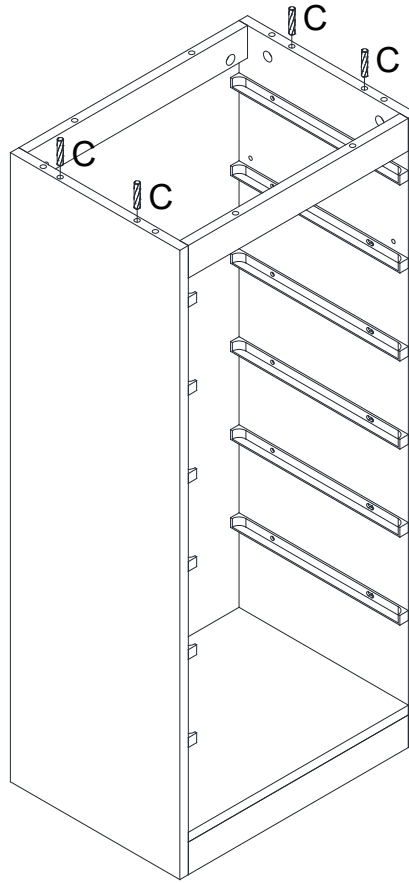
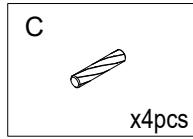
Step 5



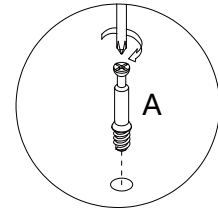
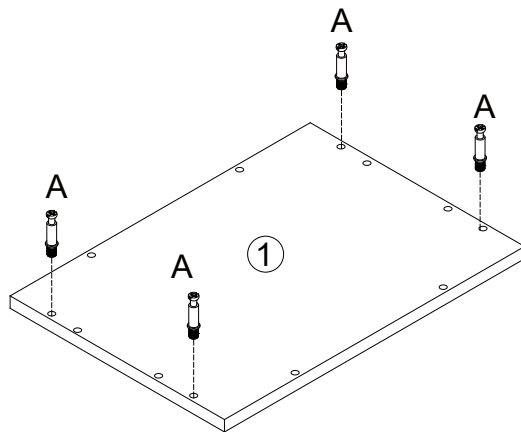
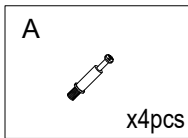
Step 6



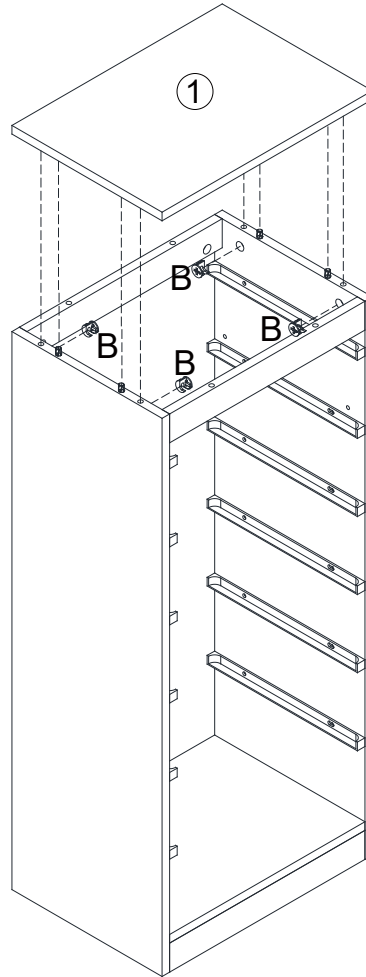
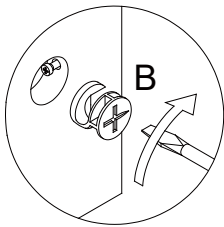
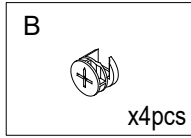
Step 7



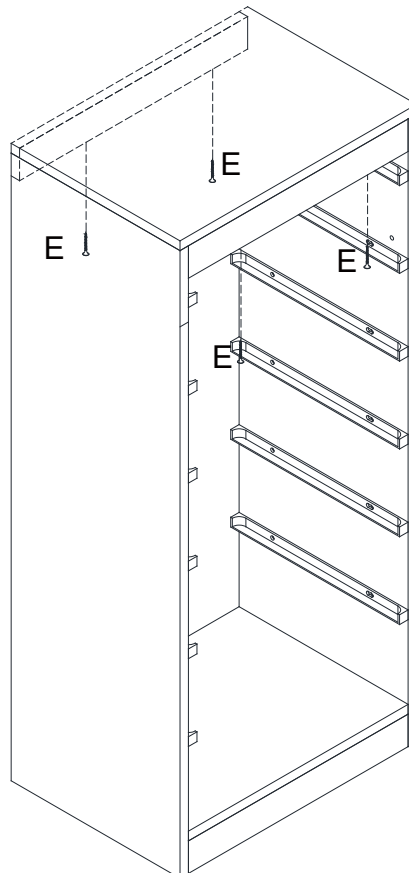
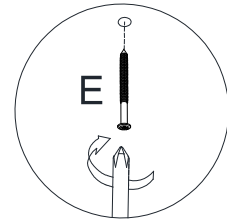
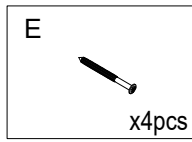
Step 8



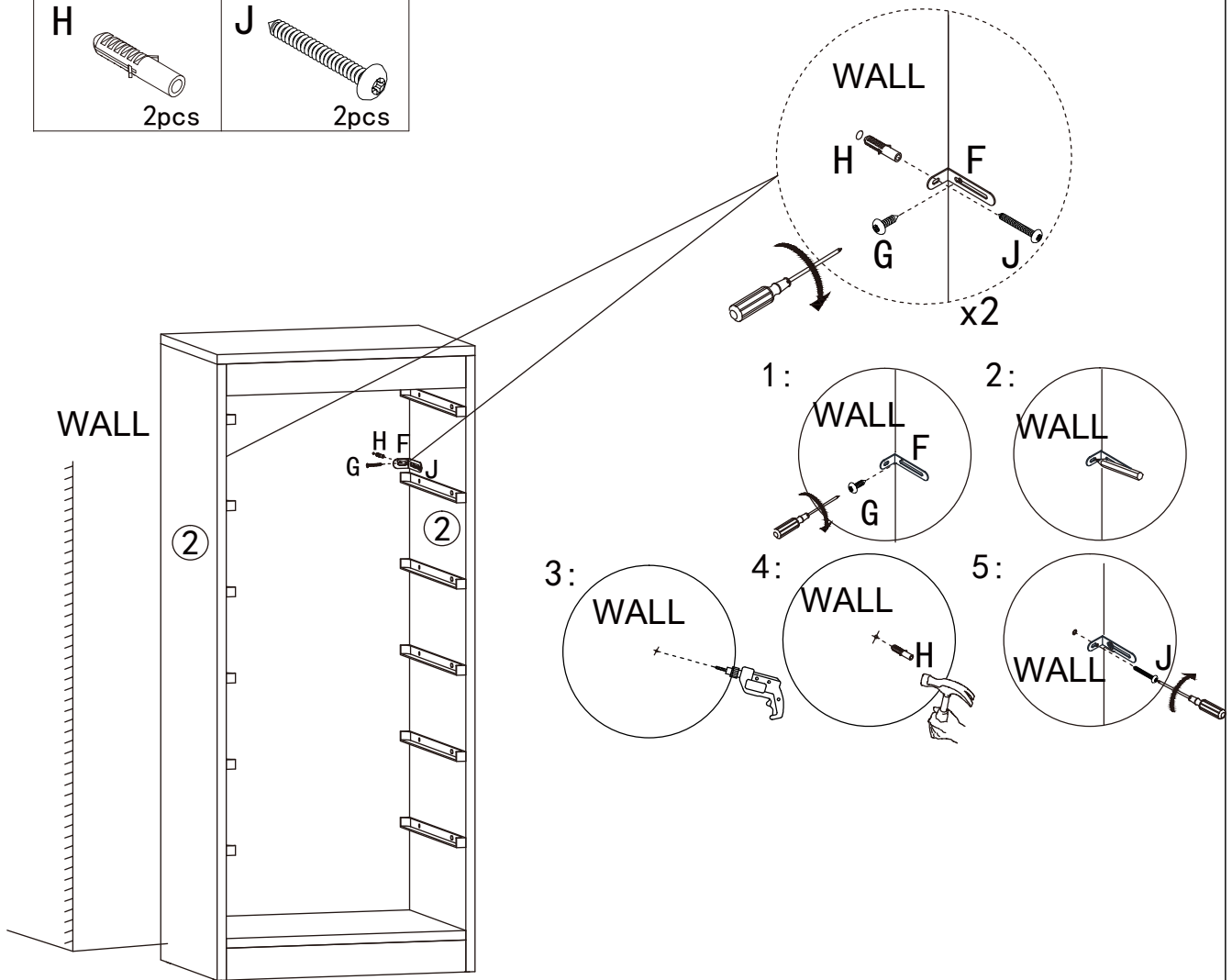
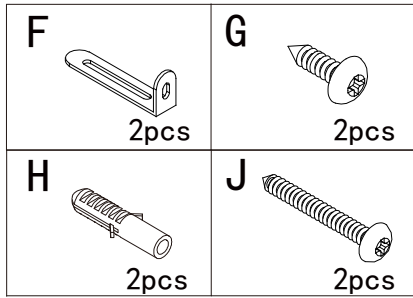
Step 9



Step 10



Step 11



DANGER – To prevent this item from tipping over it must be permanently fixed to a wall. Do not put heavy items on top shelves of bookcases. Do not place unstable furniture near where children play. An anchor kit suitable for plaster walls is included with this item. Different wall materials may require a different anchor kit. If necessary, seek independent advice on suitable anchor kits or wall safety straps.

WARNING



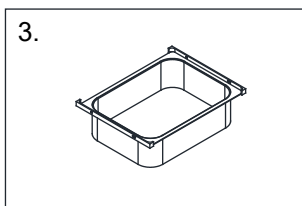
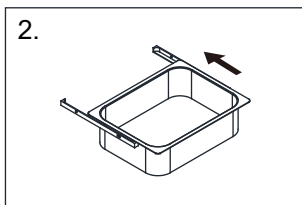
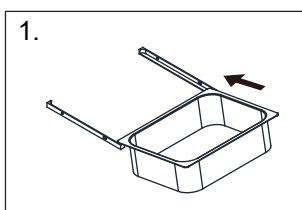
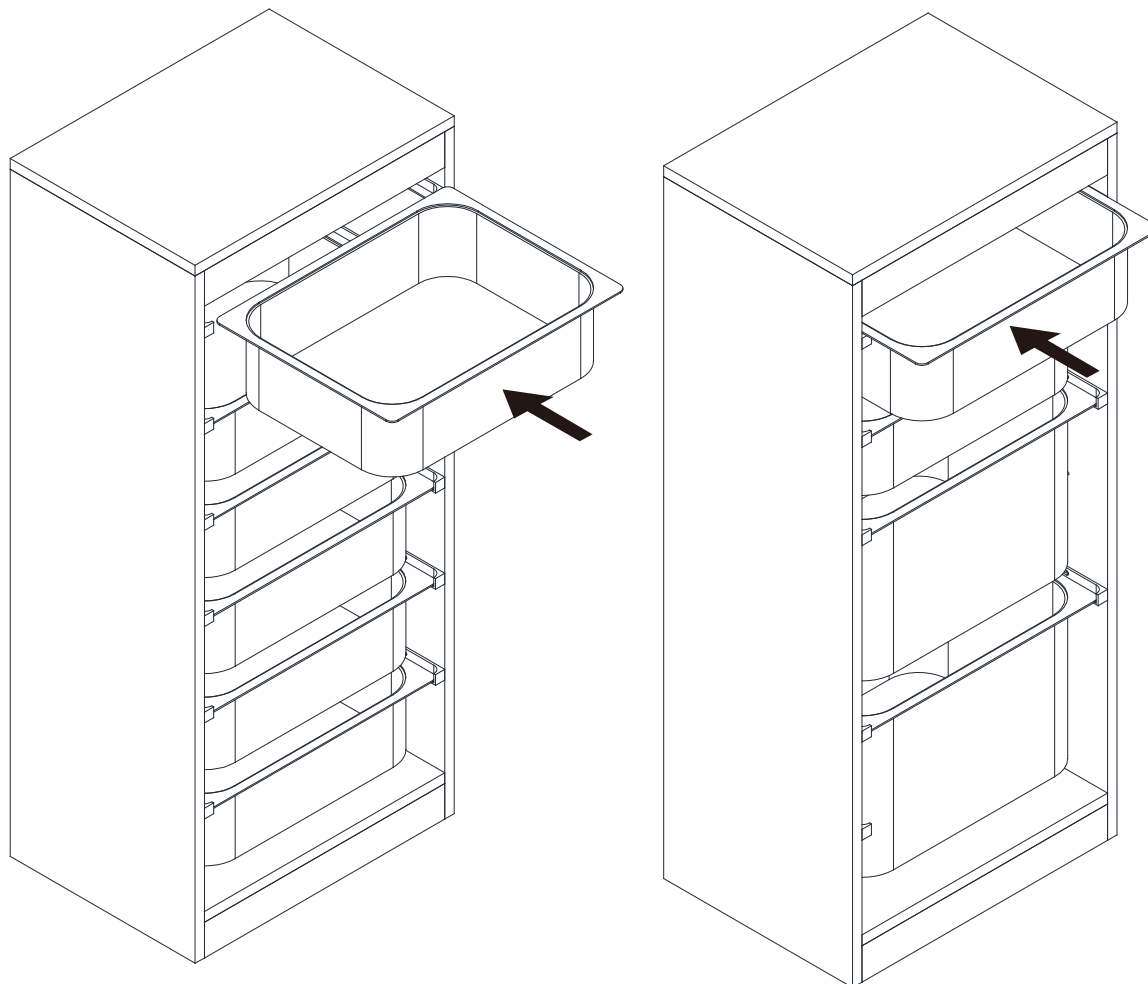
Children have died from furniture tipover.

- ALWAYS secure it with an anchor device.
- NEVER allow children to stand, climb or hang on drawers, doors, or shelves.
- NEVER open more than one drawer at a time.
- Place heavy items down low.

NEVER put a TV on this furniture

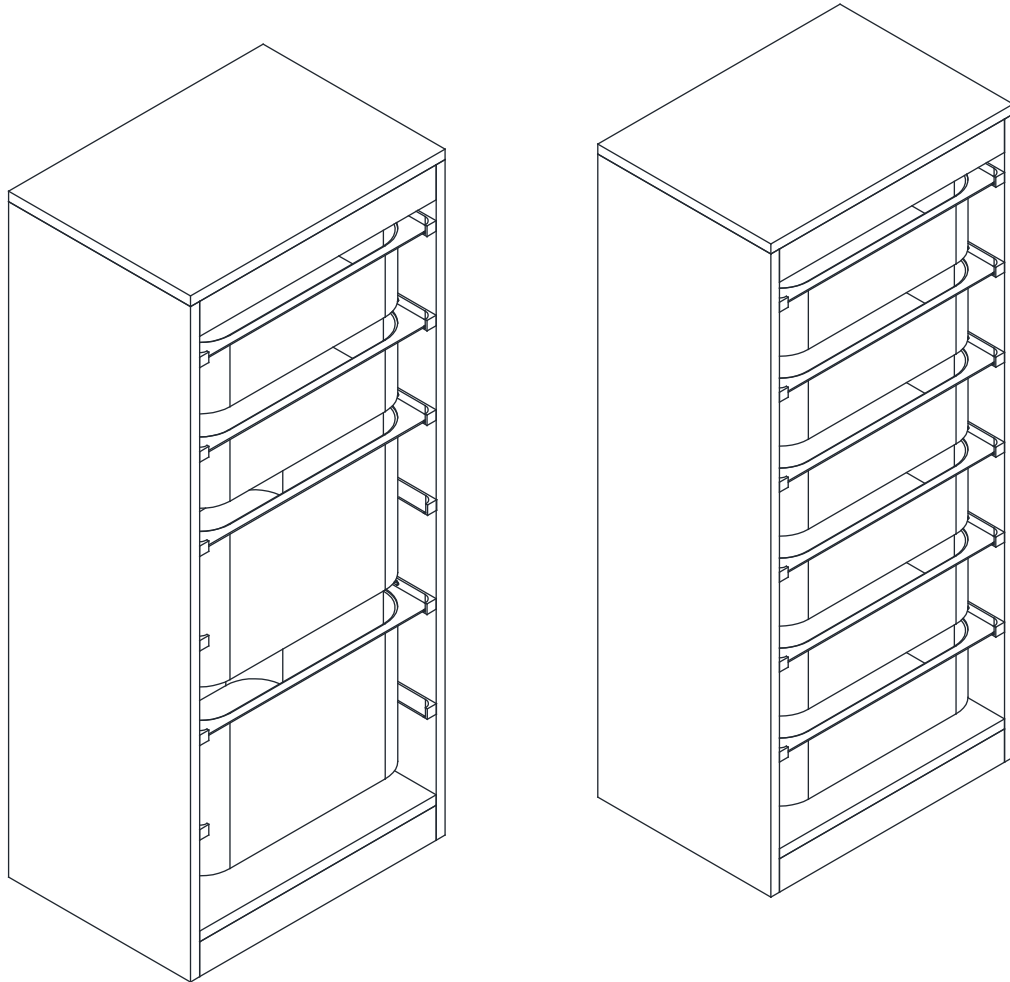
This is a permanent label. Do not remove!

Step 12



Step 13

MAXIMUM WEIGHT CAPACITY



NOTE:

Storage Unit Top weight capacity:10kg

Large Tub weight capacity:5kg

Small Tub weight capacity:3kg



CAUTION: This product is intended to hold the maximum weight indicated. Exceeding the maximum weight will result in instability and may cause injury.

Warranty 3 years

Product Warranty – valid for Australian customers only

Officeworks Ltd warrants that this product will be free from defects and work as intended for 3 years from the date of purchase by the original customer.

If the product has any defects or does not work as intended during the Warranty Period, Officeworks will, at its election and at its expense, repair or replace the product.

This warranty does not apply:

- To cosmetic damage;
- To damage caused by consumables used in connection with the product (such as cleaning products);
- Where the product has not been used in accordance with all provided instructions;
- To damage arising from fair wear and tear;
- Where the product has not been subject to reasonable use;
- Where the product has been intentionally or negligently damaged; and/or if the customer has attempted to repair the product.

To make a claim under this warranty, please return your product with your receipt or proof of purchase to your nearest Officeworks store or contact 1300 633 423.

This warranty is provided in addition to any rights you may be entitled to under the Competitions & Consumer Act 2010.

Our goods come with guarantees that cannot be excluded under the Australian Consumer Law. You are entitled to a replacement or refund for a major failure and compensation for any other reasonably foreseeable loss or damage. You are also entitled to have the goods repaired or replaced if the goods fail to be of acceptable quality and the failure does not amount to a major failure.



Thank you for your purchase. Please retain your receipt to validate warranty. If you would like to know more about our furniture products, please visit www.officeworks.com.au