


J.BURROWS



ASSEMBLY INSTRUCTIONS

WINDSOR VISITOR CHAIR

JBWINDSVBK



Weight capacity:160kg

This design and instruction booklet is subject to copyright.
www.officeworks.com.au

1 CTN

For spare parts or hardware call 1300 OFFICE (1300 633 423)

Estimated Assembly Time: 15 minutes

Assembly Video

- To view an assembly video, go to <https://www.officeworks.com.au/>
- Search the product by item code or name:



- Click on the icon to watch the video.



Customer Service Contact Details



Spare Parts & Hardware
1300 OFFICE (1300 633 423)

People Required



General Advice



NOTE

- Please check you have all hardware before assembling.
- If you are missing any hardware, please contact 1300 OFFICE (1300 633 423).
- Please ensure you have the name of the item, required hardware part and quantity.
- Please retain your receipt as proof of purchase to validate your warranty.

CAUTION

- Do not tighten screws before all screws are in the right place.
- Do not use this product unless all bolts and screws are firmly secured.
- Check that all bolts and screws are securely tightened at least every 4 months.

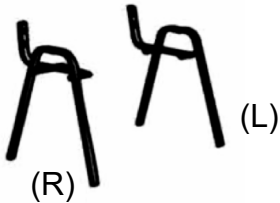




WARNING

- If parts are missing, broken, damaged or worn, stop using the product until all repairs are made using manufacturer authorised parts.
- Failure to follow these warnings could result in serious injury.

DANGER

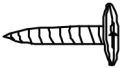




- CHILDREN MUST BE SUPERVISED.

Parts List

<p>Ax1(L&R)</p> 	<p>Bx2</p> 	<p>Cx1</p> 
<p>Dx1</p> 	<p>Ex1</p> 	

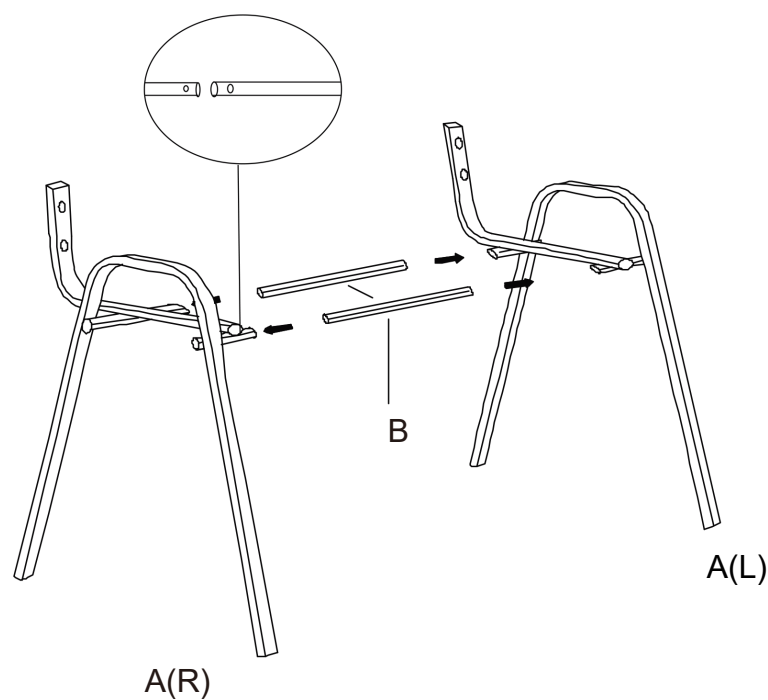
Hardware List

Hardware Spare Parts number - HWWINDSVHW

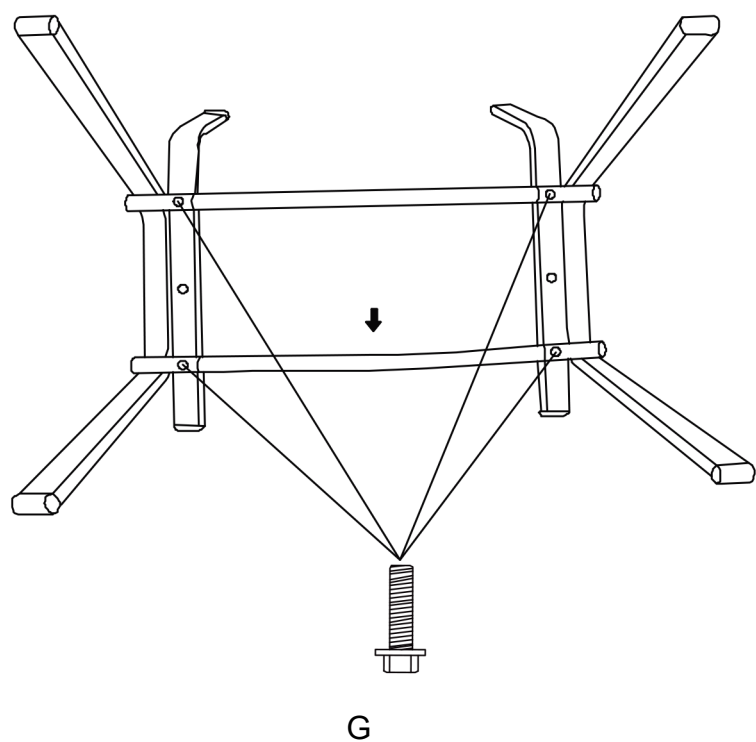
<p>Fx4</p>  <p>Φ5*22mm</p>	<p>Gx4</p>  <p>M6x10mm</p>	<p>Hx8</p>  <p>M6x35mm</p>
<p>Jx1</p>  <p>M5</p>	<p>Kx2</p>  <p>Φ4*16mm</p>	

Assembly

Step 1



Step 2



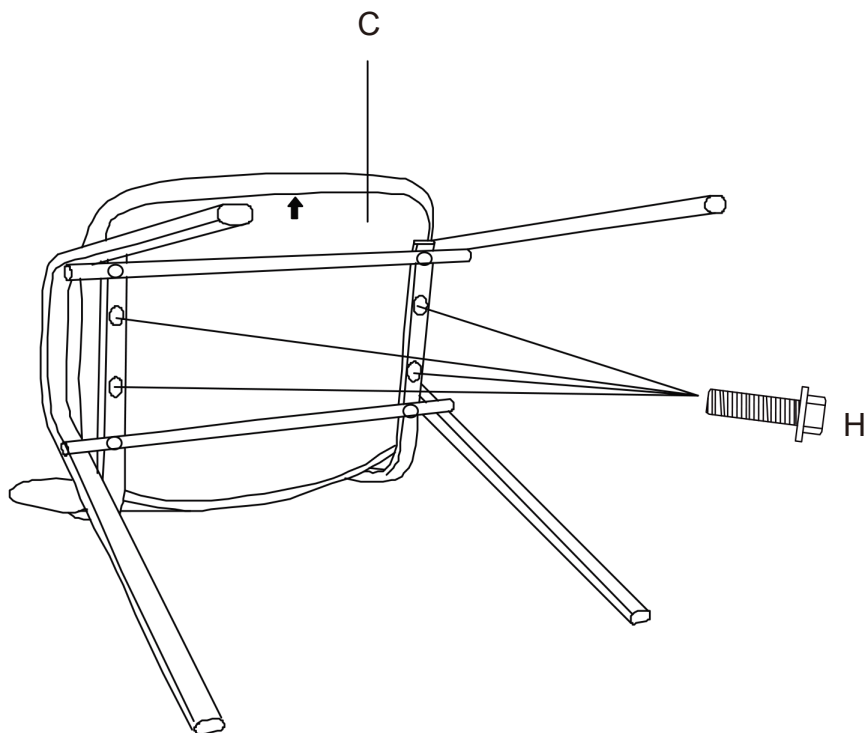
Gx4



Jx1

Note: please do not tighten the screws before step 4

Step 3



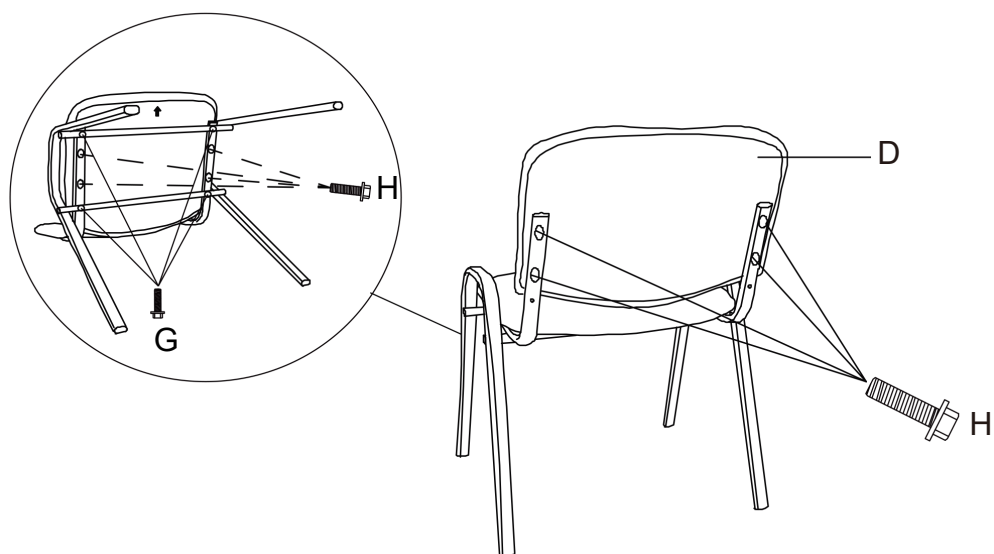
Hx4



Jx1

Note: please do not tighten the screws before step 4

Step 4



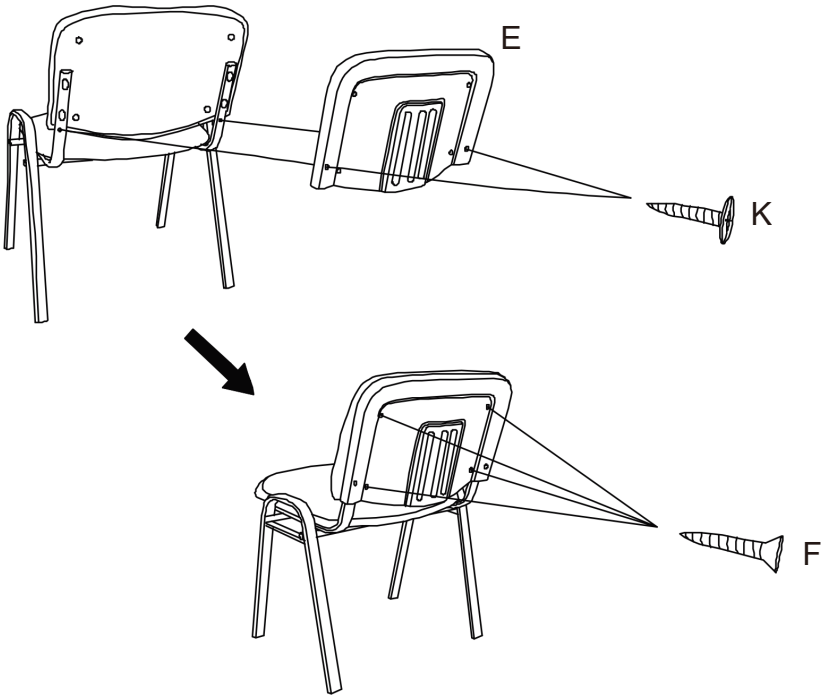
Hx4






Jx1


Note: please tighten up all the screws.

Step 5




Kx2

Fx4

Jx1

Step 6



Care Instructions - Fabric Chairs

- Dust and vacuum chair fabric to remove dust and dirt.
- Wipe over surfaces with damp cloth rinsed in warm water and mild detergent.
- If any stains persist, use a water-based cleaner.
- Ensure a spot test is complete first to ensure it does not affect the fabric color.
- Do not use harsh detergents, solvents or abrasive cleaners.
- Clean, check and tighten all parts regularly.

Thank you for your purchase. Please retain your receipt to validate warranty.
If you would like to know more about our furniture products, please visit www.officeworks.com.au

Warranty 8 years

Product Warranty - valid for Australian customers only

Officeworks Ltd warrants that this product will be free from defects and work as intended for 8 years from the date of purchase by the original customer.

If the product has any defects or does not work as intended during the Warranty Period, Officeworks will, at its election and at its expense, repair or replace the product.

This warranty does not apply:

- To cosmetic damage;
- To damage caused by consumables used in connection with the product (such as cleaning products);
- Where the product has not been used in accordance with all provided instructions;
- To damage arising from fair wear and tear;
- Where the product has not been subject to reasonable use;
- Where the product has been intentionally or negligently damaged; and/or if the customer has attempted to repair the product.

To make a claim under this warranty, please return your product with your receipt or proof of purchase to your nearest Officeworks store or contact 1300 633 423.

This warranty is provided in addition to any rights you may be entitled to under the Competitions & Consumer Act 2010.

Our goods come with guarantees that cannot be excluded under the Australian Consumer Law. You are entitled to a replacement or refund for a major failure and compensation for any other reasonably foreseeable loss or damage. You are also entitled to have the goods repaired or replaced if the goods fail to be of acceptable quality and the failure does not amount to a major failure.



Thank you for your purchase. Please retain your receipt to validate warranty. If you would like to know more about our furniture products, please visit www.officeworks.com.au