



The curtain rail is designed to be ligature resistant and reduce risk of the rail or other parts becoming a weapon. Moreover, the curtain carriers release from the rail when additional weight is applied.

- Mounting shall be done so that the curtain rail fits tight against the surface it is mounted against. Uneven surfaces should be avoided. After installation check that no objects, wire, or string can be inserted between the rail and the wall/ceiling.
- The rail shall always be installed with an end stop at each end of the rail.
- The Curtain rail should only be mounted perpendicular towards a corner. Do not mount facing a wall, niche or comparable. - See Figure 1
- The rail shall be fitted with countersunk security screws. The holes are adapted for counter sunk screws with a diameter of 5mm and 10 mm head. Use all holes. Make sure that the head does not protrude from the rail.
- When the rail is cut to the desired length, the distance to the nearest countersunk hole from each end of the rail may vary. Cut the rail so that the distance between the nearest countersunk hole and the end stop does not exceed 185mm. No part of a countersunk hole covered by the endstop shall be visible. The end stops should cover at least 5 mm of the rail. -See Figure 2

**Recommended Runner Spacing:** 7-8 small runners per metre, plus 1 large weighted runner each end for added stability

**Fabric Recommendation:** Lightweight <300gsm

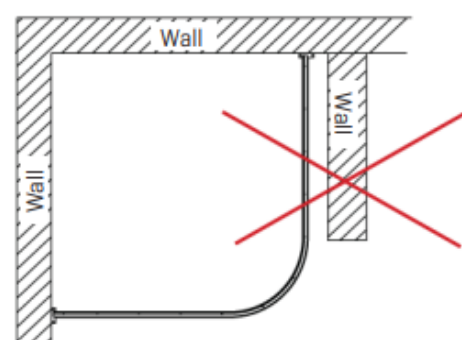
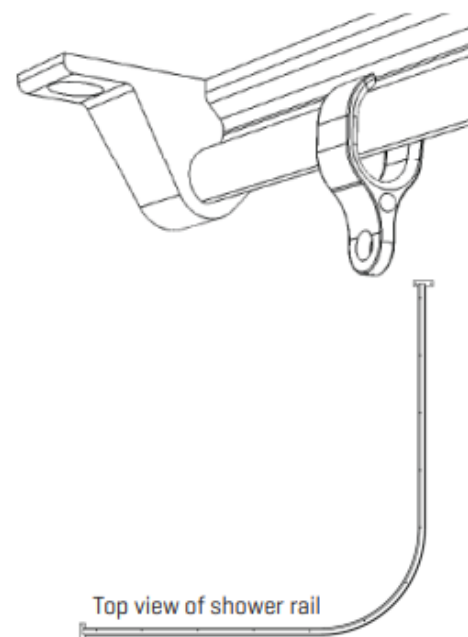
#### **Load Release Guidance:**

Runners

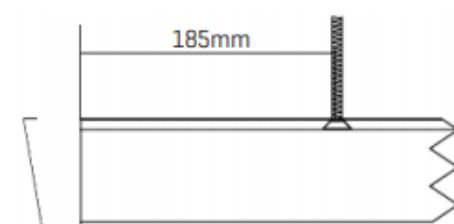
- 1 small runner – median release weight - 1.4kg
- 1 large weighted runner – median release weight – 3.8kg

Shower Track Installations

- 18 runners, 2.3m wide shower curtain – median release weight – 4.6kg
- 16 runners, 2.3m wide shower curtain + 2 weighted runners median release weight – 7kg



1. Incorrect placement of profile towards a wall, niche or comparable.



2. Distance between the nearest counter-sunk hole and end stop does not exceed 185 mm. No part of a countersunk hole covered by the endstop shall be visible.

#### **ABOUT HIPAC**

We are an Australian healthcare company that guarantees to stand behind all our medical products, both manufactured and imported, because we're here for the life of our products and clients.

PO Box 797, 36 Long St. Goulburn NSW 2580, Australia  
P. +61 2 4823 0000 E. [info@hipac.com.au](mailto:info@hipac.com.au)

SYDNEY | MELBOURNE | BRISBANE | ADELAIDE | PERTH

[hipac.com.au](http://hipac.com.au)

ABN 27 600 353 688