

Signmaster I 600 Mounter/Laminator Cold Lamination - Mounting



Designed to laminate large format graphics using pressure sensitive film. Simple and reliable mounting setting with roller crush compensation built in.


No hassles. No surprises. Just a great product that allows a single operator to do it right the first time.

Specifications

Power requirements	220/240v 50-60Hz
Machine dimensions	2000 mm (W) x 600 mm (D) x 1250 mm (H)
Machine net weight	320 kgs
Max. laminating width	1660 mm
Max. mounting thickness	up to 25 mm
Max. machine speed	0-5 meters per min
Motor control	On/Off, Forward Reverse, Off/Remote
Roller diameter	132 mm
Mandrel size	76 mm
Lifting mode	Manual

The benefits are clearly obvious . . .

The Major Design features
Signmaster 1600 Mounter/Laminator



Film tension control


Rewind tension take up for film release paper

Job rewind tension

Job delivery tension

Heavy duty castors and permanent stands for ease of mobility


Remote foot control to enable operator to work either side of machine



132mm Diameter Silicone Rollers with an accurately controlled open and closing system

Height measurement indicators for roller spacing

Equipped with infrared safety cut out switch




Emergency stop

Product (print) mandrel for print feeding with tensioner for full rolls of print media

Latest easy load non-slip film and product mandrels

Product feed guide plates fitted with smooth chrome rollers to aid feed and eliminate scratching of products



Product feed guide plates fitted with smooth chrome rollers to aid feed and eliminate scratching of products

Full built-in chassis to correct any twisting of frame

Single operator

Emergency stop

Product (print) rewind unit with tension adjustment clutch