

AusRAIL LIVE & ON DEMAND

1-3 DEC 2020

USER GUIDE

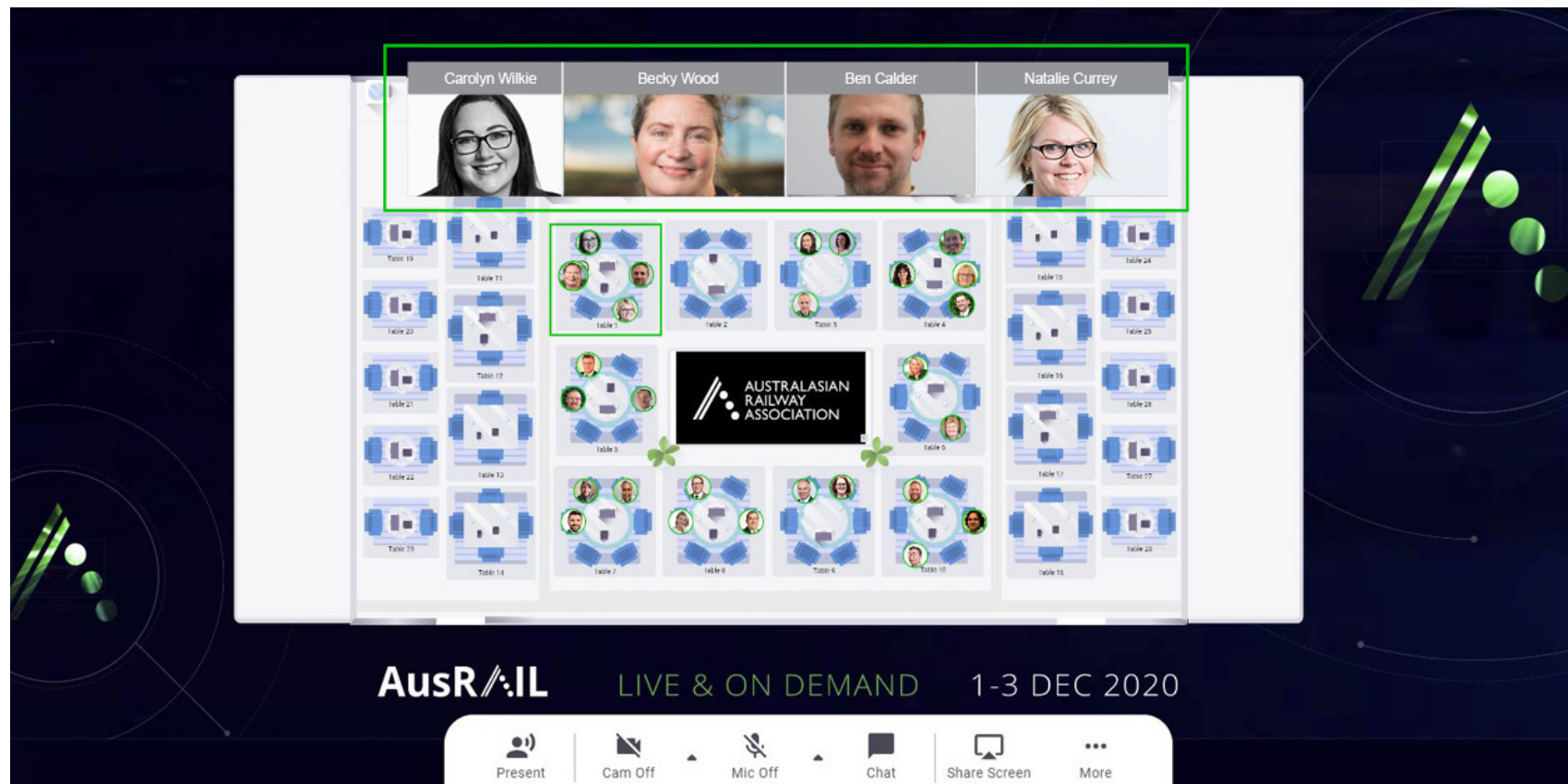
VIRTUAL NETWORKING LOUNGE

AusRAIL LIVE & ON DEMAND

1-3 DEC 2020

THE VIRTUAL NETWORKING LOUNGE

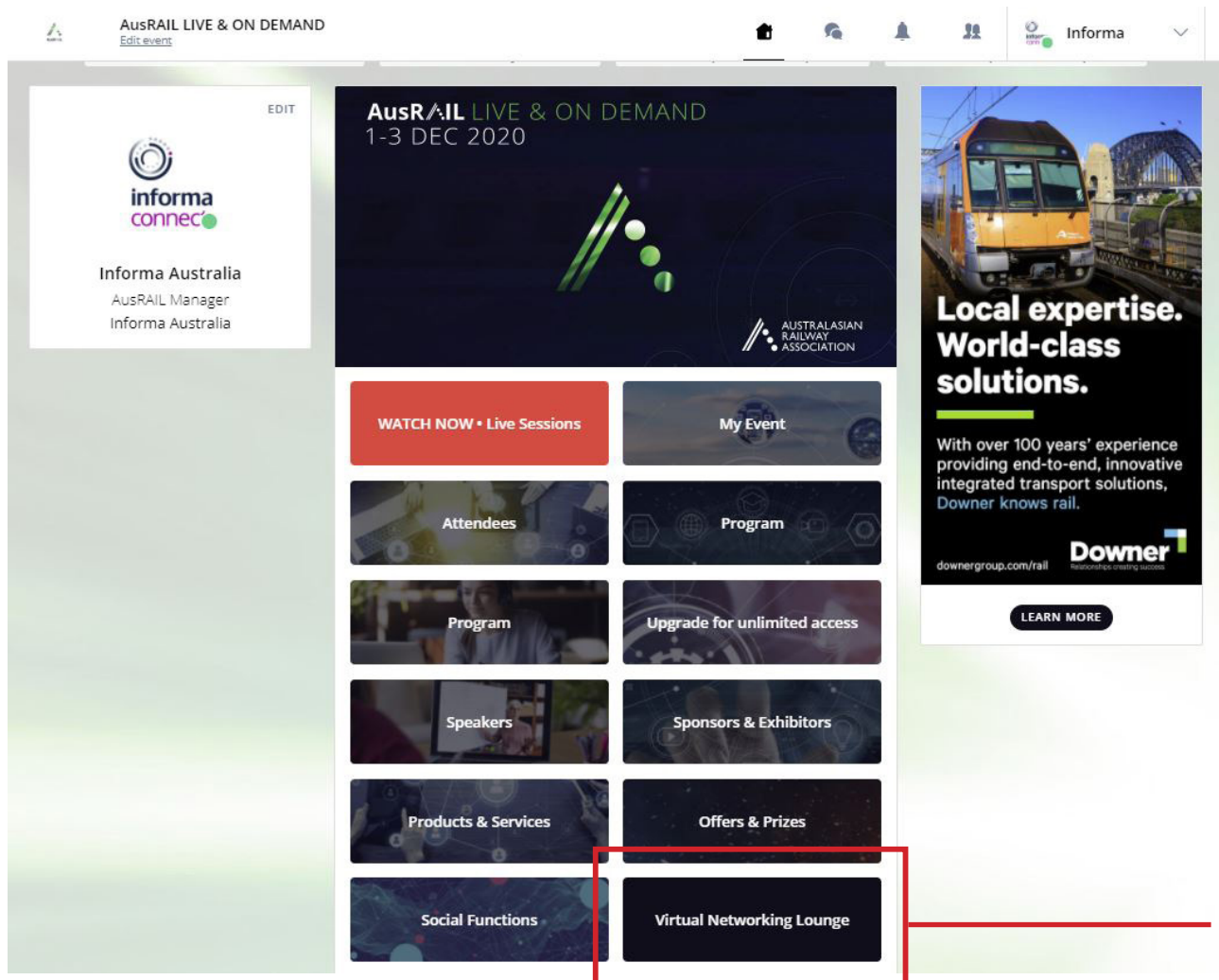
Join the AusRAIL Live & On Demand **Virtual Networking Lounge** to catch up and network with industry colleagues and clients during the event, one to one or in groups of up to six people. You will have the opportunity to join live topic chats with ARA representatives over the 3 days of the conference.



AusRAIL LIVE & ON DEMAND

1-3 DEC 2020

ACCESS TO THE VIRTUAL NETWORKING LOUNGE



The Virtual Networking Lounge is accessible via the main menu of the AusRAIL Live & On Demand Platform and will be open from 9.30am to 5.30pm (AEDT) each day of the conference. It is available to delegates, speakers, sponsors and exhibitors.

For the best experience we recommend these steps:

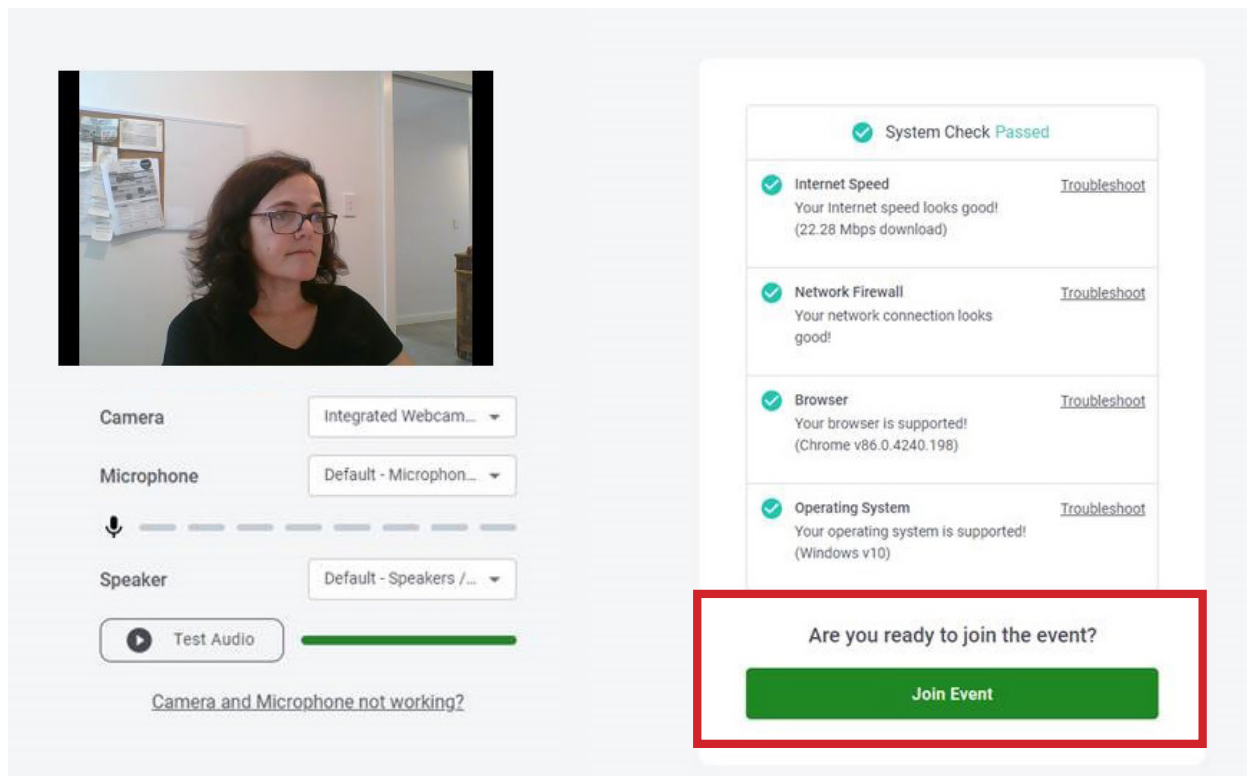
- Please ensure you are logged into the AusRAIL Live & On Demand Platform using Chrome, Firefox or Safari.
- The Networking Lounge will work on Desktops, Laptops and Mobile Phones. Tablets are not supported at this time.
- Close all other applications that require use of your camera and microphone (eg Zoom or Microsoft Teams), as well as memory intensive programs (especially in Windows 10).
- Disconnect from VPN
- If prompted, please click **'Allow Remo Access to your mic and camera'**.
- If your camera and mic do not work upon first entering The Networking Lounge, please refresh your browser and/ or close the browser window and re-enter/ login again.

LOG IN TO THE AUSRAIL LIVE & ON-DEMAND PLATFORM AND CLICK **VIRTUAL NETWORKING LOUNGE** BUTTON.

AusRAIL LIVE & ON DEMAND

1-3 DEC 2020

SYSTEM CHECK



When you first click on the Virtual Networking Lounge button, you will see the screen pictured left (System Check). This will check your internet speed, network firewall and browser and operating system compatibility. You can also test your camera and microphone are working.

Once the system check is complete, click '**Join Event**'.

IMPORTANT TIP:

It may take some time for your system to allow access to your microphone and camera when you first enter the lounge. If at first your cam/ mic does not work, please exit the Lounge (close the browser window completely) and re-enter the Lounge via the AusRAIL Live & On Demand platform menu button.

AusRAIL LIVE & ON DEMAND

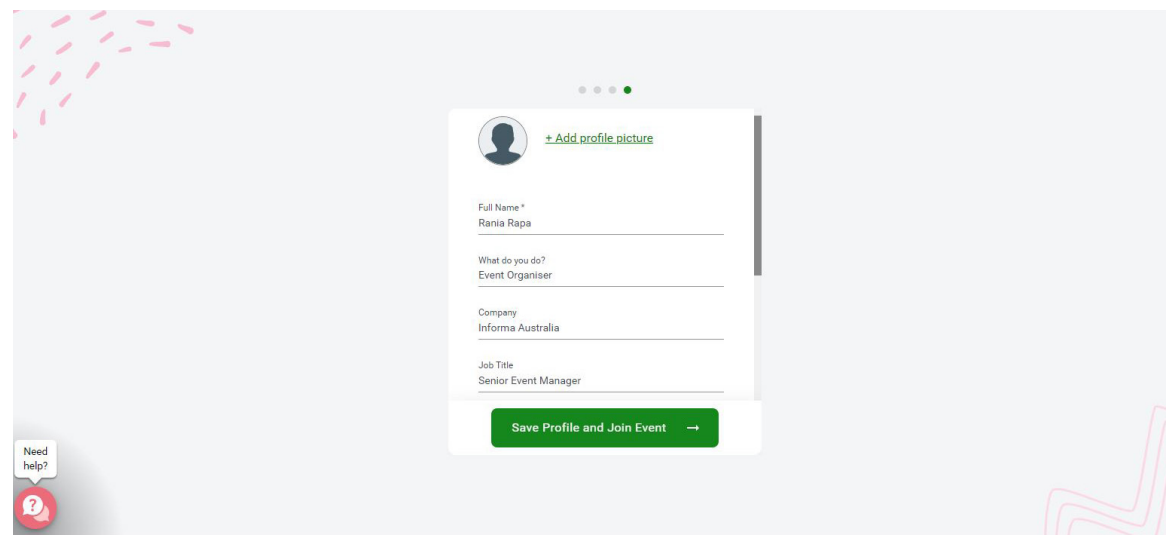
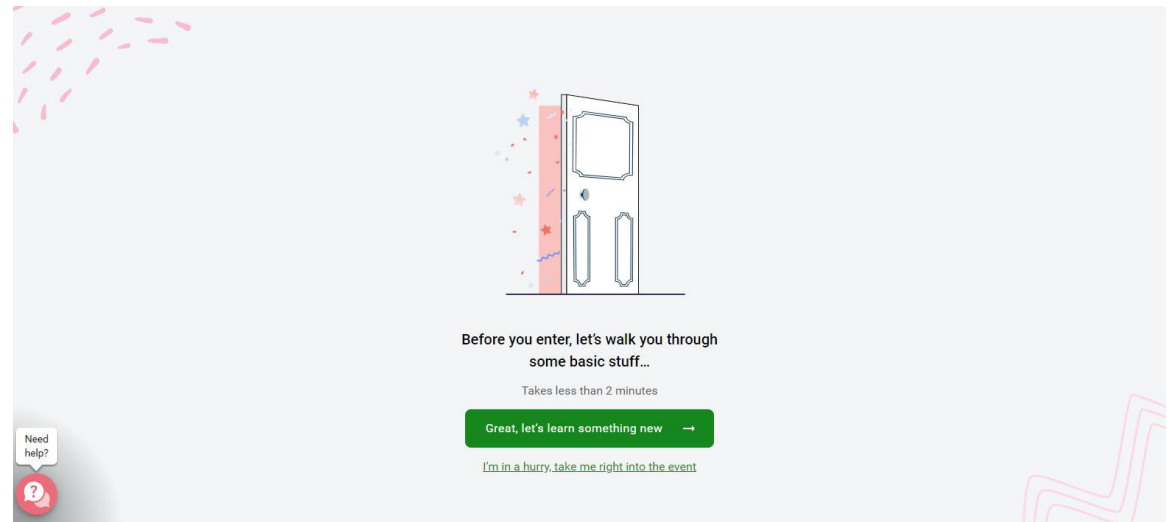
1-3 DEC 2020

TAKE A 2-MIN GUIDED TUTORIAL - SET UP YOUR PROFILE

Upon entering the Virtual Networking Lounge you will be given the option to take a 2-min guided tutorial

The Last page of the tutorial will suggest you set up your profile, adding your full name, title, company name, profile pic and LinkedIn Profile.

We highly recommend you take a minute to do so, as this will be your 'Virtual Business Card' when in the Lounge area.



AusRAIL LIVE & ON DEMAND

1-3 DEC 2020

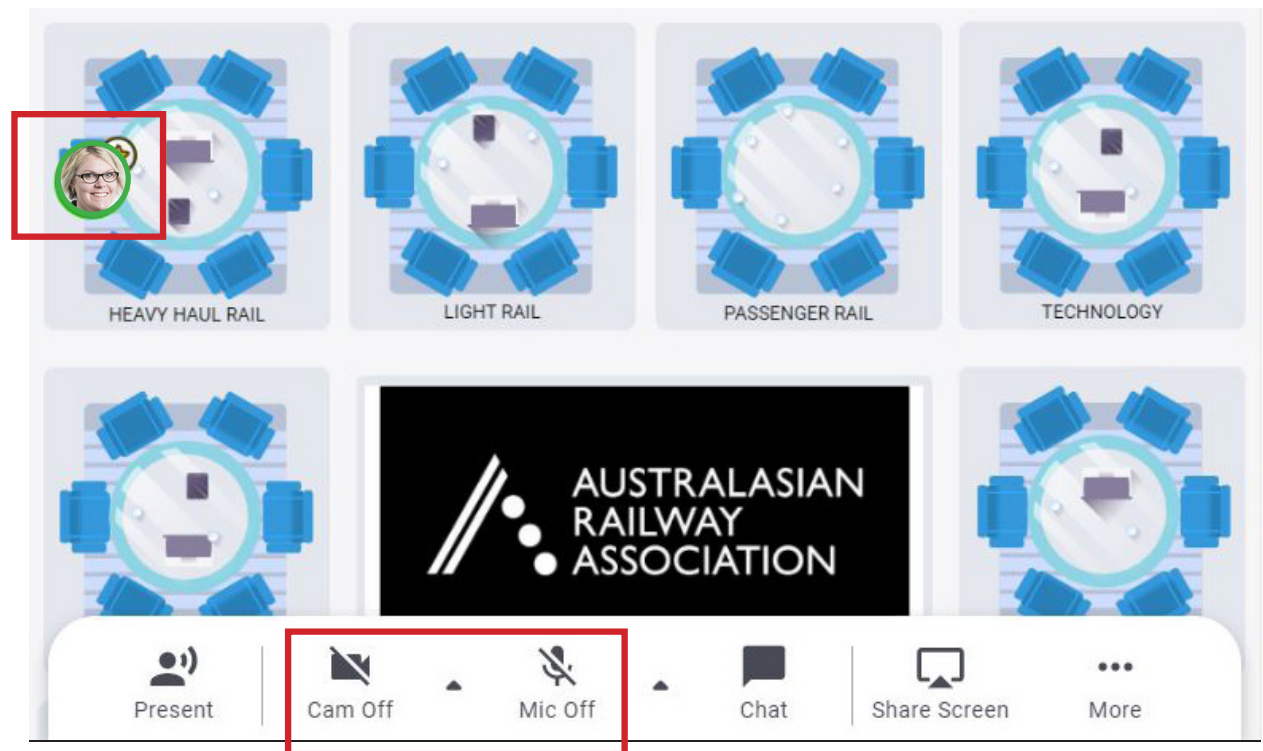
THE VIRTUAL NETWORKING LOUNGE

The Virtual Networking Lounge will appear as a 2D room full of tables.

You will be placed randomly at a table (you will appear as an icon with your initials or as your profile picture if you uploaded one upon entering the Lounge).

Click your camera and microphone on to join the conversation (bottom of your screen).

Double click on any empty chair to move to another table.



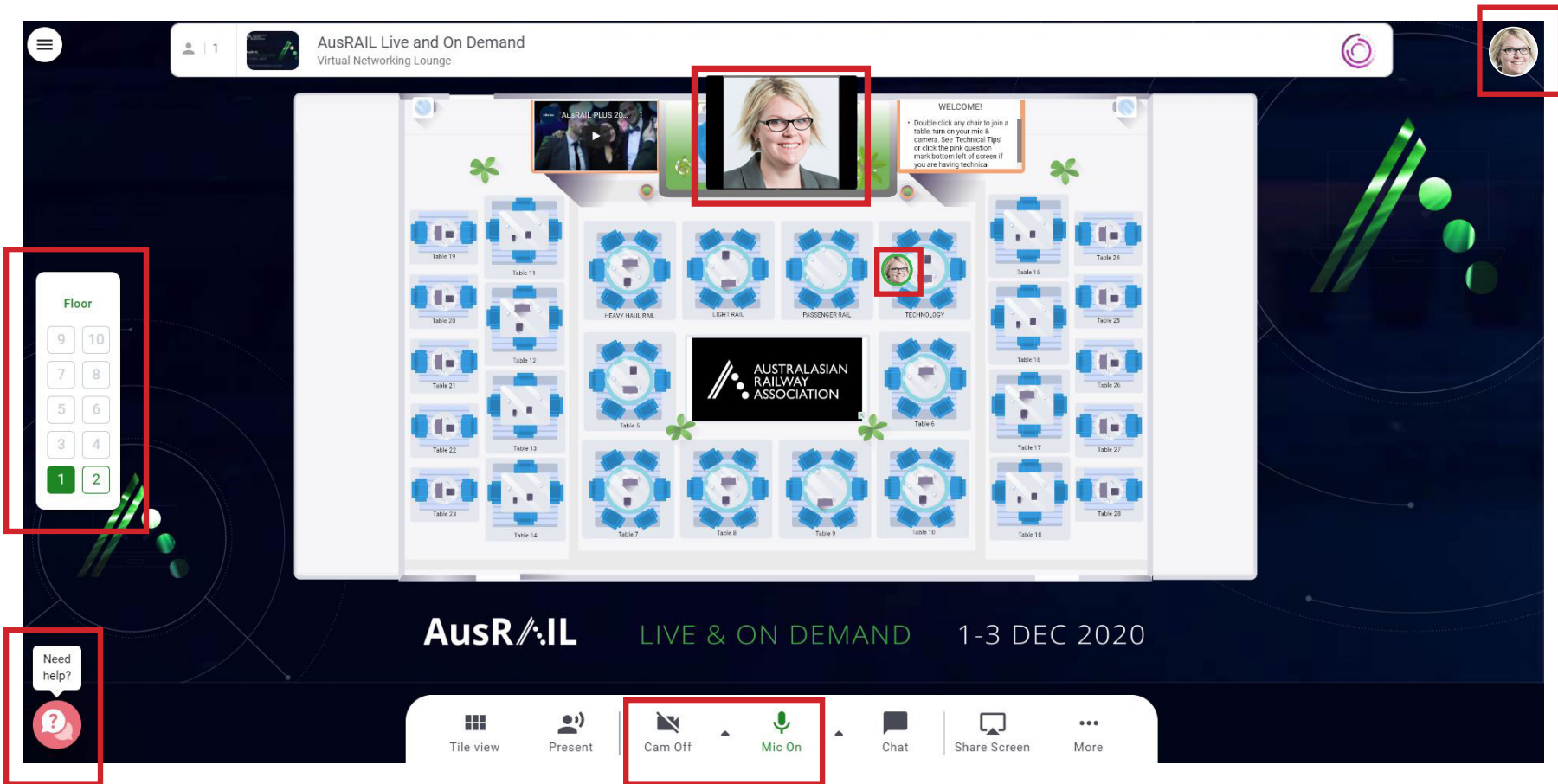
AusRAIL LIVE & ON DEMAND

1-3 DEC 2020

Click on your Avatar in the top right hand corner to upload your profile pic and add your 'virtual business card details', including link to your LinkedIn Profile.

There are two floors in the AusRAIL Virtual Networking Lounge (100 people max per floor). Click on level 1 or 2 to move from floor to floor.

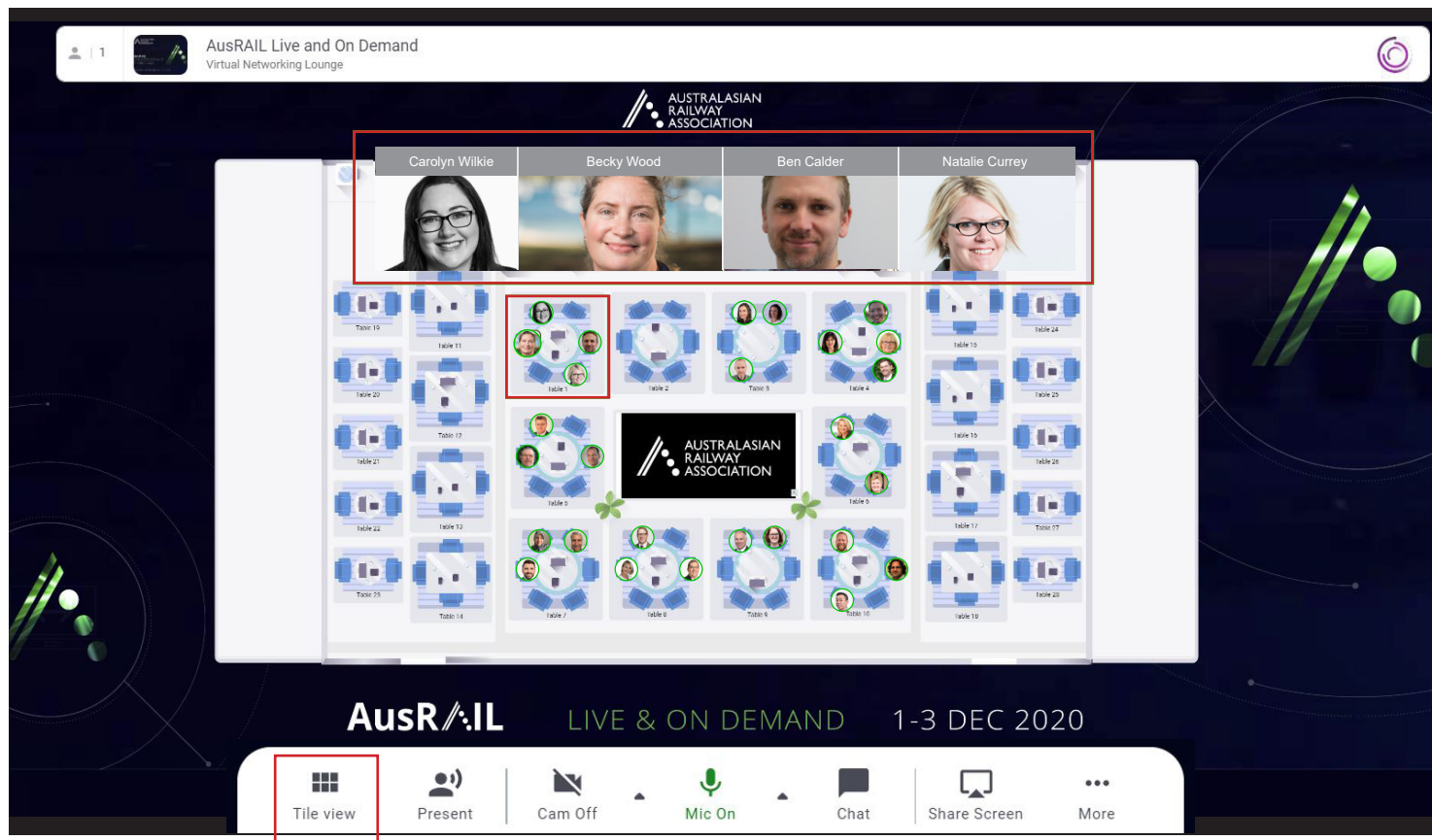
Click on the 'Need Help' icon if you need assistance when in the Lounge



If you leave your camera turned off, others seated at the table will just see your profile picture.

AusRAIL LIVE & ON DEMAND

1-3 DEC 2020



All the people seated at your table will appear at the top of your screen (as their profile pic or live video feed if their camera is turned on)

Click on 'Tile View' to increase the size of these screens / go to full screen mode - see next Page.

AusRAIL LIVE & ON DEMAND

1-3 DEC 2020

The screenshot shows a virtual networking lounge interface. At the top, a header bar displays the event title "AusRAIL Live and On Demand" and "Virtual Networking Lounge". Below this, a grid of four video feeds shows participants: Carolyn Wilkie, Natalie Currey, Becky Wood, and Ben Calder. To the left of the grid is a "Floor" panel with a grid of numbered buttons (1-10), where button 1 is highlighted in green. Below the floor panel is a "Need help?" button with a question mark icon. At the bottom, a control bar includes buttons for "Back to Floor" (highlighted with a red box), "Present", "Cam Off", "Mic On", "Chat", "Share Screen", and "More". The background features a dark blue theme with green geometric shapes and icons representing technology and networking.

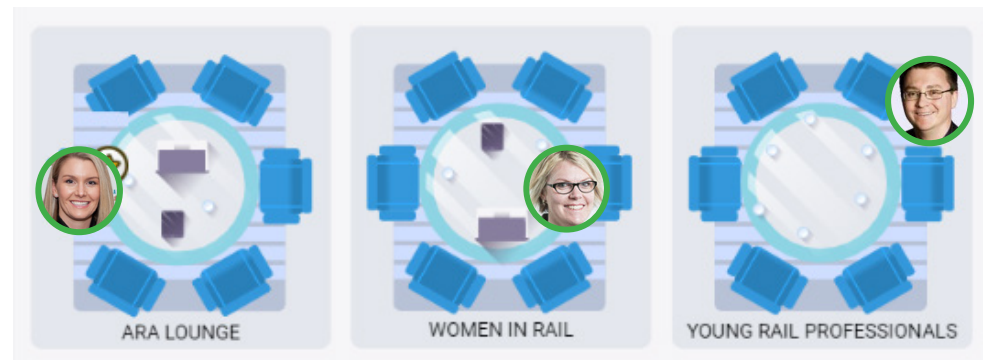
Click on 'Back to Floor' to see the entire floorplan again/ return to small screens at top.

AusRAIL LIVE & ON DEMAND

1-3 DEC 2020

JOIN A LIVE TOPIC DISCUSSION

You will have the opportunity to join live topic discussions with ARA staff over the three days of the conference.



Tuesday 1 December - Thursday 3 December

(9.00am - 5.00pm):

- ARA Lounge
- Women in Rail
- Young Rail Professionals

Tuesday 1 December

1.30pm - 2.00pm

- Accessible Rail
- Rail Industry Worker
- Young Rail Professionals

2.55pm - 3.30pm

- Heavy Haul

Wednesday 2 December

9.15am - 9.45am

- Freight
- Passenger
- Sustainability
- Supplier Chain
- Workforce
- Women in Rail

12.55pm - 1.30pm

- Technology

1.30pm - 2.00pm

- Technology
- Asset Management
- Rail Industry Worker

Thursday 3 December

(1.30pm - 2.00pm)

- Hydrogen Fuels
- Young Rail Professionals
- Rail Industry Worker

AusRAIL LIVE & ON DEMAND

1-3 DEC 2020

The screenshot shows the AusRAIL Live and On Demand Virtual Networking Lounge interface. At the top, it says "AusRAIL Live and On Demand Virtual Networking Lounge". Below this is a grid of 28 tables, each with a unique icon and a table number (Table 1 through Table 28). In the center of the grid is a large black rectangle with the "AUSTRALASIAN RAILWAY ASSOCIATION" logo. Above the grid, there is a "WELCOME!" message box with instructions: "Double click any chair to join a table, turn on your mic & camera. See 'Technical Tips' or click the pink question mark bottom left of screen if you are having technical". To the right of the grid is a "Messages" panel with a search bar and two sections: "PUBLIC CHAT" and "PRIVATE CHAT". The "PUBLIC CHAT" section lists "General Chat" and "Table Chat: TECHNOLOGY". The "PRIVATE CHAT" section lists "Tina Karas", "Anthony Anemogiannis", and "Jacqueline Murkins". At the bottom of the screen is a navigation bar with icons for "Present", "Cam Off", "Mic Off", "Chat", "Share Screen", and "More". The "Chat" icon is highlighted with a red box.

AusRAIL Live and On Demand
Virtual Networking Lounge

WELCOME!
* Double click any chair to join a table, turn on your mic & camera. See 'Technical Tips' or click the pink question mark bottom left of screen if you are having technical

Table 19, Table 11, Table 20, Table 12, Table 21, Table 22, Table 23, Table 14, Table 5, Table 6, Table 7, Table 8, Table 9, Table 10, Table 15, Table 24, Table 25, Table 16, Table 26, Table 17, Table 27, Table 18, Table 28

HEAVY HAUL RAIL, LIGHT RAIL, PASSENGER RAIL, TECHNOLOGY

AUSTRALASIAN RAILWAY ASSOCIATION

Messages

Search by name...

PUBLIC CHAT

- General Chat
- Table Chat: TECHNOLOGY

PRIVATE CHAT

- Tina Karas
- Anthony Anemogiannis
- Jacqueline Murkins

Present, Cam Off, Mic Off, Chat, Share Screen, More

PUBLIC CHATS:

General Chat:

Post comments to the entire Lounge

Table Chat:

Post comments to those seated at your table (only those seated at that table at one time will see these comments. A new person joining will not see previous comments.

PRIVATE CHAT

Search for a person in the search bar, double click on their name and post them a private message.

Click on CHAT at the bottom of the screen to launch the side bar panel with chat options

AusRAIL LIVE & ON DEMAND

1-3 DEC 2020

The screenshot shows a web application interface for a virtual networking lounge. A modal window titled 'Edit Profile' is open, allowing a user to update their information. The modal includes a profile picture, a 'Change Profile Picture' link, and a 'Remove' link. Below these are input fields for 'Full Name *', 'Headline', 'Company', 'Job Title', 'Meeting Schedule Link (e.g. Calendly)', 'LinkedIn Public Profile URL', 'Facebook Profile URL', and 'Website'. At the bottom of the modal are 'Save Changes' and 'Cancel' buttons. The background of the application shows a list of tables (Table 10 to Table 23) and a sidebar with navigation options like 'Present', 'Cam Off', 'Mic Off', 'Chat', 'Share Screen', and 'More'.

AusRAIL Live and On Demand
Virtual Networking Lounge

Edit Profile

[Change Profile Picture](#) [Remove](#)

Full Name *
Natalie Currey

Headline

Company
ARA

Job Title
General Manager - Supply Chain

Meeting Schedule Link (e.g. Calendly)

LinkedIn Public Profile URL
<https://www.linkedin.com/in/nataliecurrey>

Facebook Profile URL

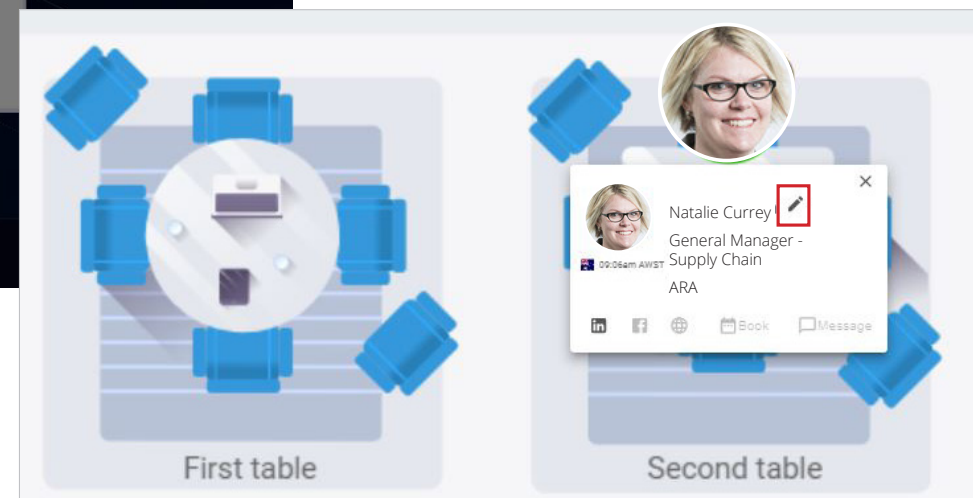
Website
<https://www.ara.net.au/>

[Save Changes](#) [Cancel](#)

Present Cam Off Mic Off Chat Share Screen More

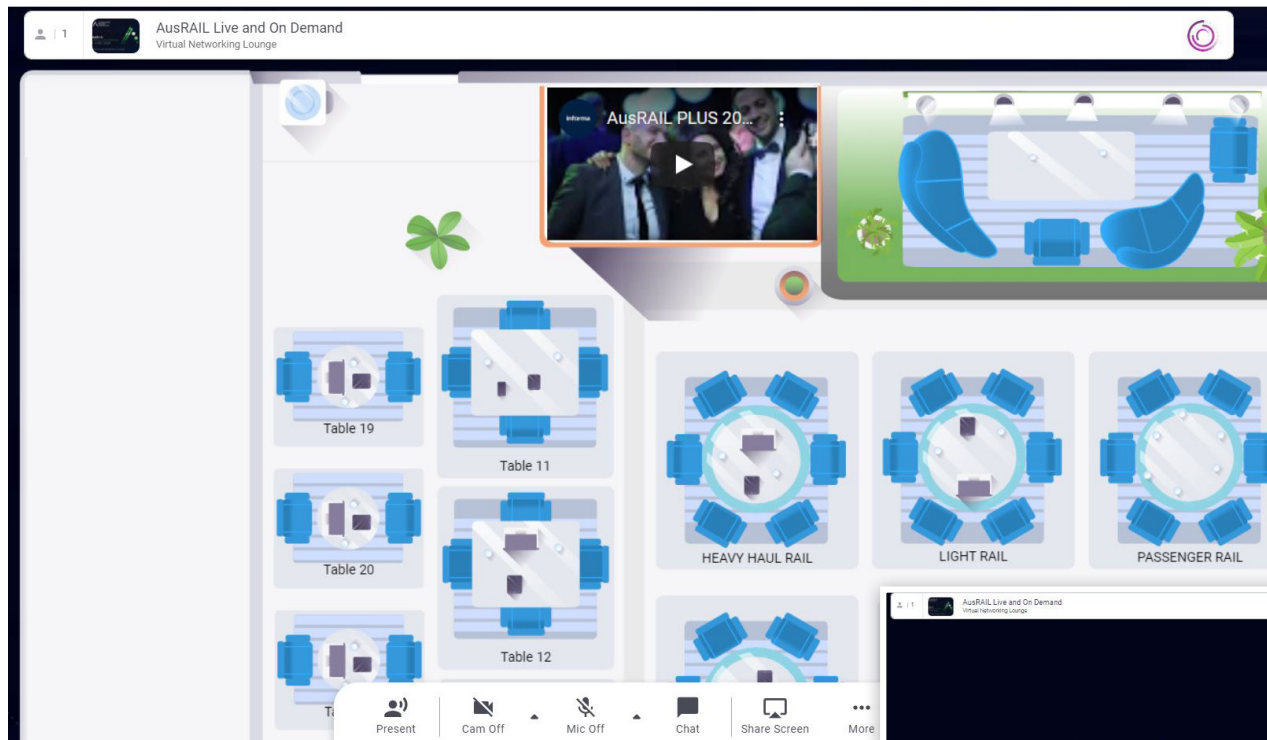
Click on an attendee's avatar/
profile pic to see their 'virtual
Business Card'. You can message
attendees directly from this
business card.

To edit your own business card,
click on your avatar and click the
'pencil' icon.



AusRAIL LIVE & ON DEMAND

1-3 DEC 2020



If you cannot see the full Lounge area or some tables are hidden, please use your mouse wheel to scroll in and out/ zoom in and out.

You can also left click your mouse and hold - move your mouse around the screen to move the floorplan around.

